

WINSTON®



2024 CATALOG

ENJOY THE MOMENT
2024

For over 40 years, Winston has delivered casual comfort, earning our furniture coveted spots on specialty showroom floors and ultimately in the outdoor spaces of our customers.

Our furniture bears the mark of our unwavering commitment to comfort, style, and quality. This is our craft, but the heart of what we offer is experience. We define the spaces for you to gather, celebrate, recharge and relax, and now more than ever, we reflect on how essential those shared experiences are.

With Winston, you can transform your outdoor space into a space of relaxation and enjoyment. Crafted for both style and durability, our furniture invites you to unwind, create lasting memories, and enjoy the beauty of outdoor living. Embrace the great outdoors while making the most of every moment.

We value the opportunity to share our offerings & invite you to imagine a new season with more time spent outdoors.



All-Natural Teak Tables

See the collection pg 42



August

See the collection pg 6

ENJOY THE MOMENT

2024



Stanford

Coordinating Cushion & Sling selections. See the collections starting on pg 34

Merge Tables

Woven pattern cast into solid aluminum. See the collection pg 44





Aspen

Coordinating Cushion & Sling selections. See the collections starting on pg 2

The Winston® Difference

COMFORT

At Winston, our goal is for you to spend more time outdoors—so we build every seating option with your comfort in mind. Whether your preferences lean toward stylish cushioned options or easy-care sling seating, every Winston chair is designed with generous proportions and thoughtful ergonomics.

QUALITY

Since 1975, our passion has been producing furniture ready to stand up to anything Mother Nature might dish out. We combine our expertise and resort quality materials so that when you are ready to get outside, your Winston furniture is ready for you, and will stay ready for years to come.

CONVENIENCE

It can mean different things to different people. Maybe your idea of convenience is fast delivery, customization options, easy maintenance, or being able to decide between shopping in-store locally or online. Whatever your personal preference, Winston has options to fit your needs.

Dive deeper on the Winston Difference and how that applies to our furniture offerings on pg 56

Contents

COLLECTIONS

Aspen 2

Cushion 2 | Sling 4

August 6

Cayman 8

Harper 10

Jasper 12

Lounge 12 | Dining 14

Key West 16

Padded Sling 16 | Sling 18

Manor 20

Nico 22

Palazzo 24

Cushion 24 | Sling 26

Seagrove II 28

Southern Cay 30

Cushion 30 | Sling 32

Stanford 34

Cushion 34 | Sectional 36 | Sling 38

Truss 40

TABLES

All-Natural Teak Tables 42

Merge Tables 44

Slat Top Tables 46

Solid Top Tables 48

Build Your Own Slat Top Tables 50

Fire Tables 52

REFERENCE

Collections at a Glance 54

Customization Options 55

How Do You Want to Spend Your Time Outdoors? 56

Compare Seat Styles 58

Chair Motion 60

How to Place Your Order 61

Fabrics & Finishes 62

Warranty 69

Care & Maintenance 69



BALCONY | BAR | DINING | FIRE | LOUNGE | POOLSIDE

Aspen Cushion

Favoring understated form over ornamentation, Aspen is a design to be appreciated from every angle. The open frame creates a spare silhouette balanced by inviting proportions. Gently sloped back rests over slightly splayed stems and a delicately rolled arm detail all add to the appeal of this transitional collection that is versatile by design.



Relaxed angles and understated structural details offer subtle visual interest from every angle



The simple, elegant curves in the cast arm design are the signature of this collection



Stocked finishes for Aspen Cushion and Sling Collections coordinate for a complete lounging and dining look

ASPEN CUSHION



Lounge Chair
27.5"W×28"D×34.25"H

QUICK SHIP	
Weathered Teak	HQ22002WTK
Coastal Mist	HQ22002MST
CUSTOM QUICK SHIP	
Weathered Teak	SQ22002WTK
Coastal Mist	SQ22002MST



Swivel Rocker Lounge Chair*
27.5"W×27"D×34.25"H

QUICK SHIP	
Weathered Teak	HQ22018WTK
Coastal Mist	HQ22018MST
CUSTOM QUICK SHIP	
Weathered Teak	SQ22018WTK
Coastal Mist	SQ22018MST



High Back Swivel Rocker Lounge Chair*
27.5"W×27"D×38.25"H

QUICK SHIP	
Weathered Teak	HQ22020WTK
Coastal Mist	HQ22020MST
CUSTOM QUICK SHIP	
Weathered Teak	SQ22020WTK
Coastal Mist	SQ22020MST



Ottoman
27.5"W×25"D×15.5"H

QUICK SHIP	
Weathered Teak	HQ22008WTK
Coastal Mist	HQ22008MST
CUSTOM QUICK SHIP	
Weathered Teak	SQ22008WTK
Coastal Mist	SQ22008MST



Loveseat
52"W×28"D×34.25"H

QUICK SHIP	
Weathered Teak	HQ22022WTK
Coastal Mist	HQ22022MST
CUSTOM QUICK SHIP	
Weathered Teak	SQ22022WTK
Coastal Mist	SQ22022MST



Sofa
76"W×28"D×34.25"H

QUICK SHIP	
Weathered Teak	HQ22003WTK
Coastal Mist	HQ22003MST
CUSTOM QUICK SHIP	
Weathered Teak	SQ22003WTK
Coastal Mist	SQ22003MST



Rocking Lounge Chair*
29.5"W×30"D×35"H

QUICK SHIP	
Weathered Teak	HQ22016WTK
Coastal Mist	HQ22016MST
CUSTOM QUICK SHIP	
Weathered Teak	SQ22016WTK
Coastal Mist	SQ22016MST

Tables & Fire Tables

Aspen Cushion pairs with lounge and fire tables in a matching frame finish from the following collections:

Merge Tables pg 44

Slat Top Tables pg 46

Fire Tables pg 52

Learn more about pairing chairs & tables on pg 56


Choose from two Quick Ship fabric and finish combinations




*Not for contract use.

Quick Ship (HQ)

WEATHERED TEAK




FRAME FINISH
Weathered Teak




FABRIC
Idol Moss

COASTAL MIST




FRAME FINISH
Coastal Mist



FABRIC
Remy Mushroom

Custom Quick Ship (SQ)



FRAME FINISH
Weathered Teak
or Coastal Mist



FABRIC
Choose from 15
cushion fabrics.
See pg 62 for options.



BALCONY | BAR | DINING | FIRE | LOUNGE | POOLSIDE

Aspen Sling

Favoring understated form over ornamentation, Aspen is a design to be appreciated from every angle. The open frame creates a spare silhouette balanced by inviting proportions. Gently sloped back rests over slightly splayed stems and a delicately rolled arm detail all add to the appeal of this transitional collection that is versatile by design.



The simple, elegant curves in the cast arm design are the signature of this collection



Sling seat construction means faster drying times after a rain or a cleaning, and you can avoid the need for a cushion storage solution



Stocked finishes for Aspen Cushion and Sling Collections coordinate for a complete lounging and dining look

ASPEN SLING



Ultra High Back Dining Chair
25"W×23.75"D×40.5"H

QUICK SHIP	
Weathered Teak	HQ22001WTK-027
Coastal Mist	HQ22001MST



Ultra High Back Swivel Rocker Dining Chair*
25"W×23.75"D×40.5"H

QUICK SHIP	
Weathered Teak	HQ22049WTK-027
Coastal Mist	HQ22049MST



High Back Swivel Balcony Stool*
23"W×22.25"D×41.75"H
SEAT 25.25"H, ARM 32.25"H

QUICK SHIP	
Weathered Teak	HQ22013BWTk-027
Coastal Mist	HQ22013BMST



Adjustable Chaise
26.75"W×70"D×24.25"H

QUICK SHIP	
Weathered Teak	HQ22009WTK-027
Coastal Mist	HQ22009MST

Tables & Fire Tables

Aspen Sling pairs with side, dining, and balcony tables in a matching frame finish from the following collections:

Merge Tables pg 44

Slat Top Tables pg 46

Learn more about **pairing chairs & tables** on pg 56

Note: Balcony height stools will **only** pair with balcony height tables from the Merge Table Collection.

Choose from two Quick Ship fabric and finish combinations.




QUICK SHIP
WEATHERED
TEAK

QUICK SHIP
COASTAL
MIST

*Not for contract use.

Quick Ship (HQ)

WEATHERED TEAK




FRAME FINISH
Weathered Teak



FABRIC
Clay Sky

COASTAL MIST



FRAME FINISH
Coastal Mist



FABRIC
Clay Sky



BALCONY | BAR | DINING | FIRE | LOUNGE | POOLSIDE

August

August makes a swanky statement with relaxed silhouettes, simplified forms, and mixed material styling. Compelling low-slung angles are wrapped in an open grid weave with warm teak wood armrests and bases, striking a perfect balance between transparency and strength. Dressed up or down, August is a fashionable patio addition.



A crafted grid weave combined with natural wood accents define the look and box cushions featuring a welt add finishing details



The keyhole back rest detail adds functionality for moving with a nod to classic mid century executive chairs



August offers all the pieces necessary to create a complete lounging and dining look in your outdoor space



Lounge Chair
27.5"W×33"D×29.75"H

QUICK SHIP	HQ69002
CUSTOM QUICK SHIP	SQ69002



Swivel Glider Lounge Chair*
27.5"W×33"D×29.75"H

QUICK SHIP	HQ69018
CUSTOM QUICK SHIP	SQ69018



Ottoman
23"W×26.75"D×16.25"H

QUICK SHIP	HQ69008
CUSTOM QUICK SHIP	SQ69008



Loveseat
52.75"W×33"D×29.75"H

QUICK SHIP	HQ69022
CUSTOM QUICK SHIP	SQ69022



Sofa
75.75"W×33"D×29.75"H

QUICK SHIP	HQ69003
CUSTOM QUICK SHIP	SQ69003



Dining Chair
22.5"W×25.75"D×34"H

QUICK SHIP	HQ69001
CUSTOM QUICK SHIP	SQ69001

Tables & Fire Tables

The August Collection pairs with the All-Natural Teak Table Collection. Additionally, you can build a lounging set with a fire table in your preferred finish – we recommend Textured Pewter:







All-Natural Teak Tables pg 42

Fire Tables pg 52

Learn more about pairing chairs & tables on pg 56

*Not for contract use.

Quick Ship (HQ)

		HDPE ALL-WEATHER WEAVE Driftwood Grid
		NATURAL WOOD Teak
		FABRIC Cast Ash

Custom Quick Ship (SQ)

		HDPE ALL-WEATHER WEAVE Driftwood Grid
		NATURAL WOOD Teak
		FABRIC Choose from 15 cushion fabrics. See pg 62 for options.



BALCONY | BAR | DINING | FIRE | LOUNGE | POOLSIDE

Cayman

With shapes inspired by indoor pieces and texture informed by tropical living, the Cayman Collection brings laid-back comfort with classic design to your outdoor retreat. The seating selections are fully handwoven from banana leaf style resin weave and topped with generously deep cushions for a set that is as comfortable as it is stylish.



A banana leaf style resin in a rich brown tone woven into large, rounded shapes defines the look and evokes a sense of the tropics



The generously deep, dual density foam seats are formed into box cushions perfect for a supportive seat, while knife edge back cushions reinforce the casual vibe



Matching tables feature a woven detail to tie everything together and top it off with hand brushed aluminum in a faux wood parquet patterned finish

CAYMAN



Lounge Chair
36"W×37"D×32"H

QUICK SHIP	HQ19002
CUSTOM QUICK SHIP	SQ19002



Swivel Glider Lounge Chair*
36"W×37"D×32.25"H

QUICK SHIP	HQ19020
CUSTOM QUICK SHIP	SQ19020



Ottoman
20"W×27.25"D×12"H

QUICK SHIP	HQ19008
CUSTOM QUICK SHIP	SQ19008



Loveseat
60"W×37"D×32.25"H

QUICK SHIP	HQ19022
CUSTOM QUICK SHIP	SQ19022



Sofa
84"W×37"D×32.25"H

QUICK SHIP	HQ19003
CUSTOM QUICK SHIP	SQ19003



Woven Drum Stool/Side Table
15.75"W×15.75"D×18.5"H

QUICK SHIP	HQ19086
------------	---------



20" Square Side Table
20"W×20"D×20"H

QUICK SHIP	HQ19006
------------	---------



42" Square Chat Table
42"W×42"D×20"H

QUICK SHIP	HQ19042CT
------------	-----------



24"×48" Coffee Table
48"W×24"D×18"H

QUICK SHIP	HQ19007
------------	---------

Tables & Fire Tables



The Cayman Collection includes matching lounge tables with faux wood parquet tabletops in a Heritage Brown finish. Additionally, you can build a lounging set with a fire table in your preferred finish — we recommend Textured Pewter, Night, or Java.



Fire Tables pg 52



Learn more about [pairing chairs & tables](#) on pg 56

*Not for contract use.



Quick Ship (HQ)



  **HDPE ALL-WEATHER WEAVE**
Seagrass



  **FRAME FINISH**
Heritage Brown (tables and accents only)

  **FABRIC**
Canvas Heather Beige

Custom Quick Ship (SQ)

  **HDPE ALL-WEATHER WEAVE**
Seagrass

  **FRAME FINISH**
Heritage Brown (tables and accents only)

  **FABRIC**
Choose from 15 cushion fabrics. See pg 62 for options.



BALCONY | BAR | DINING | FIRE | LOUNGE | POOLSIDE

Harper

The Harper Collection evokes elements of watercraft, with ultra-durable (HDPE) poly resin planks inspired by teak boat decking and all-weather aluminum frames for maintenance-free seating ready to withstand the harshest outdoor conditions. Matching planked tables complete the look and are available in a variety of sizes and heights.



The frame finish is a warm gray tone that can appear more brown or more silver depending on how it catches the light, paired with ultra-durable (HDPE) poly resin designed to look like brand new, natural teak planks



Easy to clean or wipe dry when wet to get back to enjoying the outdoors as soon as the rain breaks



Chair frames and planked seats and backs are curved to improve ergonomics while maintaining the sleek, modern style

HARPER



Stacking Armless Dining Chair

21"W×25.5"D×33.5"H

SPECIAL ORDER M64010



Stacking Dining Chair w/ Arms

26.5"W×25.5"D×33.5"H

SPECIAL ORDER M64001



Swivel Rocker Dining Chair*

26.5"W×25.5"D×33.5"H

SPECIAL ORDER M64049



Swivel Rocker Lounge Chair*

29"W×27.25"D×31.5"H

SPECIAL ORDER M64020



Dining Bench

55"W×20.75"D×19.5"H

pairs with 34"×66" Rectangular Dining Table

SPECIAL ORDER M64023



Bar Stool

26.5"W×25.5"D×43.5"H

SEAT 28.5"H, ARM 35.25"H

SPECIAL ORDER M64014



Balcony Stool

26.5"W×25.5"D×38.5"H

SEAT 23.5"H, ARM 30.25"H

SPECIAL ORDER M64014B



20" Square Side Table

20.75"W×20.75"D×18.25"H

SPECIAL ORDER M64020SQ



34"×66" Rectangular Dining Table w/ Umbrella Hole

66"W×35.5"D×29.5"H

SPECIAL ORDER M64063-ST

34"×66" BALCONY TABLE

66"W×35.5"D×34.75"H

SPECIAL ORDER M64063-BST



42" Square Dining Table w/ Umbrella Hole

43.5"W×43.5"D×29.5"H

SPECIAL ORDER M64042-ST

42" BALCONY TABLE

43.5"W×43.5"D×34.25"H

SPECIAL ORDER M64042-BST



27"×54" Rectangular Dining Table, no Umbrella Hole°

54.5"W×27"D×29.75"H

SPECIAL ORDER M64054-ST

27"×54" BALCONY TABLE°

54.5"W×27"D×34.25"H

SPECIAL ORDER M64054-BST



18" Round Stacking Side Table w/ Aluminum Top

14.25"W×14.25"D×18.25"H

SPECIAL ORDER M64020RD

*Not for contract use.

Special Order (M)



FRAME FINISH

Choose from 5 options.

See pg 68 for swatch images.



HDPE ALL-WEATHER LUMBER

Choose from 4 options.



Natural Sand Slate Gray White

Tables & Fire Tables

The Harper Collection includes matching lounge, dining, balcony, and bar tables. Additionally, with a matching finish, the Swivel Rocker Lounge chair pairs with:

Fire Tables pg 52

Learn more about pairing chairs & tables on pg 56



BALCONY | BAR | DINING | FIRE | LOUNGE | POOLSIDE

Jasper

The Jasper Collection perfectly pairs eye-catching textural weave with bold angular aluminum frames for a transitional look that blends easily with any style. Reminiscent of vintage cane pieces reimagined for today, the open resin weave gets a modern mixed material update when paired with sleek aluminum frames and matching structural tables.



An open weave in a light Beechwood tone paired with a contrasting frame defines the look and offers the convenience of comfortable, cushion-less seating



The open weave, cushion-less furniture is at home in locations where getting wet regularly is likely — particularly poolside



For those who want a little cushion, Jasper Seat & Chair Pads can be ordered in any cushion fabric—see the *Winston Price List* for complete details

JASPER



Lounge Chair
32"W×30"D×33.25"H

QUICK SHIP	HQ81002-J
SPECIAL ORDER	M81002-J



Swivel Rocker Lounge Chair*
31.5"W×30"D×33.25"H

QUICK SHIP	HQ81020-J
SPECIAL ORDER	M81020-J



Ottoman
24.25"W×21.5"D×15.5"H

QUICK SHIP	HQ81008-J
SPECIAL ORDER	M81008-J



Loveseat
59.25"W×30"D×33.25"H

QUICK SHIP	HQ81022-J
SPECIAL ORDER	M81022-J



Sofa
86"W×30"D×33.25"H

QUICK SHIP	HQ81003-J
SPECIAL ORDER	M81003-J



Pool Lounge Chair°
28.5"W×24"D×27.75"H
SEAT 11"H, ARM 16.5"H

SPECIAL ORDER	M81007-J
---------------	----------



Adjustable Chaise
34"W×82.5"D×47.75"H

QUICK SHIP	HQ81009-J
SPECIAL ORDER	M81009-J



18" Round Woven Side Table
18"W×18"D×18"H

QUICK SHIP	HQ81086-J
SPECIAL ORDER	M81086-J



24" Square Side Table
24"W×24"D×24"H

QUICK SHIP	HQ20006
SPECIAL ORDER	M20006



44" Square Chat Table°
44"W×44"D×18.5"H

SPECIAL ORDER	M20044CT
---------------	----------







27"×54" Coffee Table
54"W×27"D×18.5"H

QUICK SHIP	HQ20067
SPECIAL ORDER	M20067

*Not for contract use. *Special Order only.

Quick Ship (HQ)

		HDPE ALL-WEATHER WEAVE Beechwood
		FRAME FINISH Textured Pewter

Special Order (M)

		HDPE ALL-WEATHER WEAVE Beechwood
		FRAME FINISH Choose from 5 options. See pg 68 for swatch images.

Tables & Fire Tables

The Jasper Collection includes matching lounge, dining, balcony, and bar tables. Additionally, you can build a lounging set with lounge and/or fire tables in a matching finish from the following collections:

- Merge Tables** pg 44
- Slat Top Tables** pg 46
- Solid Top Tables** pg 48
- Fire Tables** pg 52

Learn more about **pairing chairs & tables** on pg 56

Note: Dining, balcony, and bar chairs **only** pair with the matching tables in this collection.



BALCONY | BAR | DINING | FIRE | LOUNGE | POOLSIDE

Jasper Dining

The Jasper Collection perfectly pairs eye-catching textural weave with bold angular aluminum frames for a transitional look that blends easily with any style. Reminiscent of vintage cane pieces reimagined for today, the open resin weave gets a modern mixed material update when paired with sleek aluminum frames and matching structural tables.



An open weave in a light Beechwood tone paired with a contrasting frame defines the look and offers the convenience of comfortable, cushion-less seating



The open weave, cushion-less furniture is at home in locations where getting wet regularly is likely — particularly poolside



For those who want a little cushion, Jasper Seat & Chair Pads can be ordered in any cushion fabric—see the *Winston Price List* for complete details

JASPER



Dining Chair
26"W×28.5"D×35.5"H

QUICK SHIP	HQ81001-J
SPECIAL ORDER	M81001-J



Swivel Rocker Dining Chair*
26"W×28.5"D×35.5"H

QUICK SHIP	HQ81049-J
SPECIAL ORDER	M81049-J



Bar Stool°
26"W×28.5"D×45.75"H
SEAT 29"H, ARM 35"H

SPECIAL ORDER	M81014-J
---------------	----------



Balcony Stool°
26"W×28.5"D×40.75"H
SEAT 23.75"H, ARM 28.75"H

SPECIAL ORDER	M81014B-J
---------------	-----------



44" Square Dining Table
44"W×44"D×29.5"H

QUICK SHIP	HQ20044DT
SPECIAL ORDER	M20044DT



44"×73" Rectangular Dining Table
73"W×44"D×29.5"H

QUICK SHIP	HQ20074DT
SPECIAL ORDER	M20074DT



44" Square Bar Table°
44"W×44"D×39.25"H

SPECIAL ORDER	M20044BH
---------------	----------







44" Square Balcony Table°
44"W×44"D×34.5"H

SPECIAL ORDER	M20044B
---------------	---------

*Not for contract use. °Special Order only.


Quick Ship (HQ)

  **HDPE ALL-WEATHER WEAVE**
Beechwood

  **FRAME FINISH**
Textured Pewter

Special Order (M)

  **HDPE ALL-WEATHER WEAVE**
Beechwood

  **FRAME FINISH**
Choose from 5 options.
See pg 68 for swatch images.

Tables & Fire Tables

The Jasper Collection includes matching lounge, dining, balcony, and bar tables. Additionally, you can build a lounging set with lounge and/or fire tables in a matching finish from the following collections:

- Merge Tables** pg 44
- Slat Top Tables** pg 46
- Solid Top Tables** pg 48
- Fire Tables** pg 52

Learn more about **pairing chairs & tables** on pg 56

Note: Dining, balcony, and bar chairs **only** pair with the matching tables in this collection.



BALCONY | BAR | DINING | FIRE | LOUNGE | POOLSIDE

Key West Padded Sling

Key West is ready to entertain and built to withstand season after season of fun in the sun. Key West is versatile enough to fit a variety of settings but prefers to be where the party is, especially poolside.



Hybrid seat construction offers best-of-both-worlds padded comfort while maintaining the cushion-less appeal of a sling



As the name implies, a light layer of padding is quilted between a cushion face (or "front") fabric and a traditional sling back fabric



Stocked finishes for Key West Sling and Padded Sling Collections coordinate for a complete, cushion-less lounging and dining look

KEY WEST PADDED SLING



High Back Dining Chair°
25.5"W×30"D×38"H

SPECIAL ORDER M8001PS



High Back Swivel Rocker Dining Chair*°
25.5"W×30.5"D×37.5"H

SPECIAL ORDER M8049PS



Ultra High Back Dining Chair
25.5"W×29"D×44"H

QUICK SHIP HQ8041PS
SPECIAL ORDER M8041PS



Ultra High Back Swivel Rocker Dining Chair*
25.5"W×30"D×43.5"H

QUICK SHIP HQ8059PS
SPECIAL ORDER M8059PS



High Back Swivel Bar Stool*
25.5"W×31.5"D×48.25"H
SEAT 28.5"H, ARM 34.25"H

QUICK SHIP HQ8013PS
SPECIAL ORDER M8013PS



Swivel Rocker Lounge Chair*
27"W×30"D×40.5"H

QUICK SHIP HQ8079PS
SPECIAL ORDER M8079PS



Glider Lounge Chair*°
25.5"W×30.5"D×38"H

SPECIAL ORDER M8011PS



Adjustable Lounge Chair*
25.5"W×40.5"D×38"H

QUICK SHIP HQ8017PS
SPECIAL ORDER M8017PS



Ottoman
23"W×22"D×17"H

QUICK SHIP HQ8008PS
SPECIAL ORDER M8008PS



Glider Loveseat*°
46"W×31.5"D×37.5"H

SPECIAL ORDER M8021PS



Adjustable Chaise°
27"W×71.5"D×34.5"H

SPECIAL ORDER M8009PS



Stacking Adjustable Chaise°
27.5"W×82.5"D×41"H

QUICK SHIP HQ7229PS
SPECIAL ORDER M7229PS

Tables & Fire Tables


Key West Padded Sling pairs with lounge, dining, bar, and fire tables in a matching frame finish from the following collection:

Slat Top Tables pg 46


Learn more about pairing chairs & tables on pg 56

*Not for contract use. *Special Order only.

Quick Ship (HQ)



FRAME FINISH
Java



FABRIC
Fife Pumice (Face); Java Mesh (Back)

Special Order (M)



FRAME FINISH
Choose from 5 options.
See pg 68 for swatch images.



FABRIC
Specify 2 fabrics—1) face fabric, 2) back fabric. See swatch images and details on applicable face fabrics vs. back fabrics starting on pg 63.



BALCONY | BAR | DINING | FIRE | LOUNGE | POOLSIDE

Key West Sling

Key West is ready to entertain and built to withstand season after season of fun in the sun. Key West is versatile enough to fit a variety of settings but prefers to be where the party is, especially poolside.



Sculptural frame that creates a striking silhouette defines this enduring favorite look



Sling seat construction means faster drying times after a rain or a cleaning, and you can avoid the need for a cushion storage solution



Stocked finishes for Key West Sling and Padded Sling Collections coordinate for a complete, cushion-less lounging and dining look

KEY WEST SLING



High Back Dining Chair°
25.5"W×30"D×38"H

SPECIAL ORDER M8001R



High Back Swivel Rocker Dining Chair*°
25.5"W×30.5"D×37.5"H

SPECIAL ORDER M8049R



Ultra High Back Dining Chair
25.5"W×29"D×44"H

QUICK SHIP HQ8041J-481
SPECIAL ORDER M8041



Ultra High Back Swivel Rocker Dining Chair*
25.5"W×30"D×43.5"H

QUICK SHIP HQ8059J-481
SPECIAL ORDER M8059



High Back Swivel Bar Stool*
25.5"W×31.5"D×48.25"H
SEAT 28.5"H, ARM 34.25"H

QUICK SHIP HQ8013J-481
SPECIAL ORDER M8013R



Glider Lounge Chair*°
25.5"W×30.5"D×38"H

SPECIAL ORDER M8011R



Swivel Rocker Lounge Chair*°
27"W×30"D×40.5"H

SPECIAL ORDER M8079



Adjustable Lounge Chair*°
25.5"W×40.5"D×38"H

SPECIAL ORDER M8017



Ottoman°
23"W×22"D×17"H

SPECIAL ORDER M8008



Glider Loveseat*°
46"W×31.5"D×37.5"H

SPECIAL ORDER M8021



Adjustable Chaise°
27"W×71.5"D×34.5"H

SPECIAL ORDER M8009



Stacking Adjustable Chaise
27.5"W×82.5"D×41"H

QUICK SHIP HQ7229J-481
SPECIAL ORDER M7229R

Tables & Fire Tables


Key West Sling pairs with lounge, dining, bar, and fire tables in a matching frame finish from the following collection:

Slat Top Tables pg 46

Learn more about **pairing chairs & tables** on pg 56

*Not for contract use. *Special Order only.

Quick Ship (HQ)



FRAME FINISH
Java



FABRIC
Oyster Pearl

Special Order (M)



FRAME FINISH
Choose from 5 options.
See pg 68 for swatch images.



FABRIC
Choose from most "sling" options in the 2021 Fabric Book.
See pg 63 for swatch images.




BALCONY | BAR | DINING | FIRE | LOUNGE | POOLSIDE

Manor

Long considered the most comfortable chair in the Winston® lineup, this classic features an open air frame, soft curves, and an inviting silhouette that easily fits in a variety of outdoor spaces and contributes to its enduring popularity.



Every detail from pitch to cushion is designed to make a chair so comfortable you never want to go inside—learn more about comfort options on pg 48



Hybrid seat design features cushions on top of a mesh sling offering a flexible, continuous seating surface for even weight distribution and support under the cushion



Cast elements finish off the extruded frame and evoke a classic, wrought iron aesthetic while delivering the lighter weight and endurance benefits of aluminum



Ultra High Back Swivel Rocker Lounge Chair*
30"W×36.5"D×43.5"H

QUICK SHIP	HQ42020BKN
CUSTOM QUICK SHIP	SQ42020BKN
SPECIAL ORDER	M42020

Tables & Fire Tables

Manor pairs with lounge and fire tables in a matching frame finish from the following collections:

Merge Tables pg 44


Slat Top Tables pg 46

Fire Tables pg 52


Learn more about **pairing chairs & tables** on pg 56

*Not for contract use.

Quick Ship (HQ)



FRAME FINISH
Night



FABRIC
Cast Silver

Custom Quick Ship (SQ)



FRAME FINISH
Night



FABRIC
Choose from 15 cushion fabrics. See pg 62 for options.

Special Order (M)



FRAME FINISH
Choose from 5 options. See pg 68 for swatch images.



FABRIC
Choose from any "cushion" option in the 2021 & 2022 *Winston Fabric Books*. See pg 63 for swatch images.

Specify 2 fabrics - 1) base cushion fabric, and 2) welt fabric. If only one fabric is selected, it will serve as the base and welt.



BALCONY | BAR | DINING | FIRE | LOUNGE | POOLSIDE

Nico

Created with ultimate comfort in mind the Nico Collection is warm and inviting with a low profile and gently sloping arms. The handwoven sectional seating options can be arranged to maximize your space and boast deep, plush cushions. Nico is graceful and comfortable with versatile configurations and enduring style.



A rich, warm-toned weave in a low profile with gently sloping arms defines the look and box cushions featuring a welt add finishing details



From sectionals to more traditional lounge sets, the super flexible, modular design of our Nico Collection offers unlimited possibilities for creating the perfect configuration for your space



The matching table is topped with natural teak wood, creating a hidden storage space and can be styled as a chat table or integrated into the sectional as a corner piece

NICO



Lounge Chair
36"W×36"D×29"H

QUICK SHIP	HQ70004
CUSTOM QUICK SHIP	SQ70004



Ottoman
25"W×30"D×10"H

QUICK SHIP	HQ70008
CUSTOM QUICK SHIP	SQ70008



Right Arm End
31.5"W×36"D×29"H

QUICK SHIP	HQ70035R
CUSTOM QUICK SHIP	SQ70035R



Left Arm End
31.5"W×36"D×29"H

QUICK SHIP	HQ70035L
CUSTOM QUICK SHIP	SQ70035L



Armless Center
26"W×36"D×29"H

QUICK SHIP	HQ70033
CUSTOM QUICK SHIP	SQ70033



Corner
36"W×36"D×29"H

QUICK SHIP	HQ70032
CUSTOM QUICK SHIP	SQ70032



36" Square Chat Table/Corner
36"W×36"D×21"H

QUICK SHIP	HQ70036CT
------------	-----------

Tables & Fire Tables

The Nico Collection includes a matching Chat Table/ Corner that can function as both a piece in a sectional/ modular configuration or as a standalone table. For additional lounging set options, Nico can be paired with the All-Natural Teak Lounge Tables, or with a fire table in your preferred finish—we recommend Textured Pewter.

All-Natural Teak Tables pg 42


Fire Tables pg 52

Learn more about pairing chairs & tables on pg 56


Quick Ship (HQ)



HDPE ALL-WEATHER WEAVE
Antique Chestnut




NATURAL WOOD
Teak (Chat Table/Corner only)



FABRIC
Cast Pumice

Custom Quick Ship (SQ)



HDPE ALL-WEATHER WEAVE
Antique Chestnut



NATURAL WOOD
Teak (Chat Table/Corner only)



FABRIC
Choose from 15 cushion fabrics. See pg 62 for options.



BALCONY | BAR | DINING | FIRE | LOUNGE | POOLSIDE

Palazzo Cushion

The Palazzo Collection uniquely blends high function with a bit of drama. Sculptural arabesque details adorn the generous seating options featured in both cushion and sling. Palazzo is influenced by European architecture and exudes authenticity with its lightness, elegance, and curving ornamentation.



Scroll details throughout the frame define the look



Button tufted cushions with a welt edge add finishing details



Stocked finishes for Palazzo Cushion and Sling Collections coordinate for a complete lounging and dining look



Swivel Rocker Lounge Chair*
28.5"W×34.5"D×36"H

QUICK SHIP	HQ23018
CUSTOM QUICK SHIP	SQ23018
SPECIAL ORDER	M23018



Ultra High Back Swivel Rocker Lounge Chair*
28"W×34.75"D×42.5"H

QUICK SHIP	HQ23020
CUSTOM QUICK SHIP	SQ23020
SPECIAL ORDER	M23020



Glider Lounge Chair*
28"W×35"D×36"H

QUICK SHIP	HQ23011
CUSTOM QUICK SHIP	SQ23011
SPECIAL ORDER	M23011



Spring Base Rocker Lounge Chair*
28.5"W×34.5"D×36"H

SPECIAL ORDER	M23019
---------------	--------



Ottoman
28"W×25"D×18.5"H

QUICK SHIP	HQ23008
CUSTOM QUICK SHIP	SQ23008
SPECIAL ORDER	M23008



Glider Loveseat*
52.5"W×35"D×36"H

QUICK SHIP	HQ23021
CUSTOM QUICK SHIP	SQ23021
SPECIAL ORDER	M23021



Sofa*
77"W×35"D×36"H

QUICK SHIP	HQ23003
CUSTOM QUICK SHIP	SQ23003
SPECIAL ORDER	M23003



Glider Sofa*
77"W×35"D×36"H

QUICK SHIP	HQ23031
CUSTOM QUICK SHIP	SQ23031
SPECIAL ORDER	M23031



Adjustable Chaise°
27"W×72"D×36"H

SPECIAL ORDER	M23009R
---------------	---------



High Back Dining Chair°
26.5"W×34"D×43"H

SPECIAL ORDER	M23001
---------------	--------



High Back Swivel Rocker Dining Chair*°
26.5"W×34"D×43"H

SPECIAL ORDER	M23049
---------------	--------



High Back Swivel Balcony Stool*°
26"W×32.5"D×48.5"H
SEAT 20.5"H, ARM 30.5"H

SPECIAL ORDER	M23013B
---------------	---------



High Back Swivel Bar Stool*
26"W×32.5"D×53"H
SEAT 25"H, ARM 35.5"H

QUICK SHIP	HQ23013
CUSTOM QUICK SHIP	SQ23013
SPECIAL ORDER	M23013

*Not for contract use. °Special Order only.

Tables & Fire Tables

Palazzo Cushion pairs with lounge, dining, balcony, bar, and fire tables in a matching frame finish from the following collections:

Merge Tables pg 44





Slat Top Tables pg 46

Fire Tables pg 52

Learn more about pairing chairs & tables on pg 56

Note: Balcony height stools **only** pair with balcony height tables from the Slat Top Table Collection.

Quick Ship (HQ)

		FRAME FINISH Night
		FABRIC Spectrum Denim

Custom Quick Ship (SQ)

		FRAME FINISH Night
		FABRIC Choose from 15 cushion fabrics. See pg 62 for options.

Special Order (M)

		FRAME FINISH Choose from 5 options. See pg 68 for swatch images.
		FABRIC Choose from any "cushion" option in the 2021 & 2022 <i>Winston Fabric Books</i> . See pg 63 for swatch images. Specify 3 fabrics—1) base cushion fabric, 2) welt fabric, and 3) button fabric. If only one fabric is selected, it will serve as the base, welt, and button.



BALCONY | BAR | DINING | FIRE | LOUNGE | POOLSIDE

Palazzo Sling

The Palazzo Collection uniquely blends high function with a bit of drama. Sculptural arabesque details adorn the generous seating options featured in both cushion and sling. Palazzo is influenced by European architecture and exudes authenticity with its lightness, elegance, and curving ornamentation.



Scroll details throughout the frame define the look



Sling seat construction means faster drying times after a rain or a cleaning, and you can avoid the need for a cushion storage solution



Stocked finishes for Palazzo Cushion and Sling Collections coordinate for a complete lounging and dining look

PALAZZO SLING



High Back Dining Chair*
24.5"W×30.5"D×38"H

SPECIAL ORDER M4301R



High Back Swivel Rocker Dining Chair*
24.5"W×29.5"D×37.5"H

SPECIAL ORDER M4349R



Ultra High Back Dining Chair
24.5"W×30.5"D×44"H

QUICK SHIP HQ4341
SPECIAL ORDER M4341



Ultra High Back Swivel Rocker Dining Chair*
24.5"W×29.5"D×43.5"H

QUICK SHIP HQ4359
SPECIAL ORDER M4359



Swivel Balcony Stool* (Small)
22.25"W×27"D×39.75"H
SEAT 23.25"H, ARM 30"H

SPECIAL ORDER M4693B



High Back Swivel Balcony Stool* (Regular)
24.5"W×30.5"D×42"H
SEAT 22"H, ARM 29"H

QUICK SHIP HQ4313B
SPECIAL ORDER M4313B



Swivel Bar Stool* (Small)
22.25"W×27"D×44.75"H
SEAT 27.5"H, ARM 35"H

SPECIAL ORDER M4693



High Back Swivel Bar Stool* (Regular)
24.5"W×30.5"D×46.5"H
SEAT 27"H, ARM 33.5"H

SPECIAL ORDER M4313



Adjustable Lounge Chair*
24.5"W×42.5"D×36.5"H

SPECIAL ORDER M4617



Ottoman
24.5"W×21"D×18"H

SPECIAL ORDER M4608



Glider Loveseat*
45"W×30"D×38"H

SPECIAL ORDER M4321



Adjustable Chaise
26"W×71"D×35.5"H

QUICK SHIP HQ4309
SPECIAL ORDER M4309

Tables & Fire Tables

Palazzo Sling pairs with lounge, dining, balcony, bar, and fire tables in a matching frame finish from the following collections:

Merge Tables pg 44



Slat Top Tables pg 46



Learn more about pairing chairs & tables on pg 56

Note: Balcony height stools will **only** pair with balcony height tables from the Slat Top Table Collection.



*Not for contract use. *Special Order only.


Quick Ship (HQ)

  **FRAME FINISH**
Night

  **FABRIC**
Blue Blush

Special Order (M)

  **FRAME FINISH**
Choose from 5 options.
See pg 68 for swatch images.

 **FABRIC**
Choose from most "sling" options in the 2021 & 2022 Winston Fabric Book.
See pg 66 for swatch images.



BALCONY | BAR | DINING | FIRE | LOUNGE | POOLSIDE

Seagrove II

A classic approach to outdoor furnishing, this collection strikes the right balance of form and function. A transitional look that can easily adapt to any outdoor setting, Seagrove II allows the versatility to create and reinvent your personalized outdoor space.



Classic, simple contours throughout the frame define the look



Sling seat construction means faster drying times after a rain or a cleaning, and you can avoid the need for a cushion storage solution



Cushion-less, sling construction is particularly at home poolside



High Back Dining Chair[°]
26"W×30"D×38"H

SPECIAL ORDER M62001



High Back Swivel Rocker Dining Chair^{*°}
25"W×29.5"D×38.5"H

SPECIAL ORDER M62049



Ultra High Back Dining Chair
26"W×30"D×43"H

QUICK SHIP HQ62041
SPECIAL ORDER M62041



Ultra High Back Swivel Rocker Dining Chair^{*}
25"W×29.5"D×43.5"H

QUICK SHIP HQ62059
SPECIAL ORDER M62059



Adjustable Lounge Chair^{*°}
25"W×40.5"D×39"H

SPECIAL ORDER M62017



Ottoman[°]
25.25"W×21"D×17.75"H

SPECIAL ORDER M62008



Glider Loveseat^{*°}
45.5"W×30"D×34"H

SPECIAL ORDER M62021



Stacking Adjustable Chaise
27.5"W×82.5"D×41"H

QUICK SHIP HQ6229R
SPECIAL ORDER M7229R

Tables & Fire Tables


Seagrove II pairs with lounge, dining, and fire tables in a matching frame finish from the following collection:

Slat Top Tables pg 46

Learn more about **pairing chairs & tables** on pg 56

*Not for contract use. [°]Special Order only.

Quick Ship (HQ)



FRAME FINISH
Java



FABRIC
Pueblo Dune

Special Order (M)



FRAME FINISH
Choose from 5 options.
See pg 68 for swatch images.



FABRIC
Choose from most "sling" options in the 2021 & 2022 *Winston Fabric Book*.
See pg 66 for swatch images.



BALCONY | BAR | DINING | FIRE | LOUNGE | POOLSIDE

Southern Cay Cushion

Southern Cay breaks away from traditional southern aesthetics with a contemporary design. This collection features an exceptionally wide aluminum extrusion to provide slightly oversized comfort and the clean lines are enhanced by the inviting cushion. Whether used for dining or lounging, Southern Cay offers versatility and can be customized with any Winston standard powder coat paint finish.



Heavy-walled elliptical aluminum extrusions available in all Standard Finishes



An ergonomic-shaped back frame offers new dimensions of relaxation



Vinyl Strap cushion seat substructure with Nylon foot glides for floor and furniture protection

SOUTHERN CAY CUSHION



High Back Dining Chair
27.5"W×32.5"D×37"H

SPECIAL ORDER M36001



Lounge Chair
30.5"W×30.5"D×37"H

SPECIAL ORDER M36002



Sofa
78.5"W×32.5"D×35.5"H

SPECIAL ORDER M36003



Ottoman
28"W×23.5"D×18"H

SPECIAL ORDER M36008



Chaise
24.25"W×85.5"D×51"H

SPECIAL ORDER M36009



Swivel Rocker Lounge Chair*
30.75"W×31.25"D×36"H

SPECIAL ORDER M36018



Loveseat
54.5"W×32.5"D×35.5"H

SPECIAL ORDER M36022



High Back Swivel Rocker Dining Chair*
27.5"W×29.5"D×37"H

SPECIAL ORDER M36049

*Not for contract use.

Special Order (M)



FRAME FINISH
Choose from 5 options.
See pg 68 for swatch images.



FABRIC

Choose from any "cushion" option in the 2021 & 2022 *Winston Fabric Books*. Learn more about pairing chairs & tables on pg 56
See pg 63 for swatch images.

Specify 2 fabrics - 1) base cushion fabric, and 2) welt fabric.
If only one fabric is selected, it will serve as the base and welt.

Tables & Fire Tables

The Southern Cay Cushion Collection pairs with lounge, dining and fire tables in a matching frame finish from the following collections:

Slat Top Tables pg 46

Solid Top Tables pg 48

Fire Tables pg 52



BALCONY | BAR | DINING | FIRE | LOUNGE | POOLSIDE

Southern Cay Sling

Southern Cay breaks away from traditional southern aesthetics with a contemporary design. This collection features an exceptionally wide aluminum extrusion to provide slightly oversized comfort and the clean lines are enhanced by the inviting cushion. Whether used for dining or lounging, Southern Cay offers versatility and can be customized with any Winston standard powder coat paint finish.



Created from Heavy-walled elliptical aluminum extrusions, that are available in all Standard Finishes



Slim-line sling rail extrusions create an ergonomic design



Nylon foot glides that protect the furniture and floor surfaces

SOUTHERN CAY SLING



High Back Dining Chair
27.5"W×29"D×35.25"H

SPECIAL ORDER M66001



Sand Chair
36"W×31"D×29"H

SPECIAL ORDER M66006R



Ottoman
25.25"W×21.5"D×17.5"H

SPECIAL ORDER M66008



Chaise w/o Arms
26.5"W×80"D×44.25"H

SPECIAL ORDER M66009



Chaise w/ Arms
29.5"W×80"D×44.25"H

SPECIAL ORDER M66009A



Barstool
27.5"W×27"D×43.75"H

SPECIAL ORDER M66014



Balcony Height Stool
27.5"W×27"D×40.5"H

SPECIAL ORDER M66014B



High Back Swivel Rocker Dining Chair*
27.5"W×28.25"D×34.25"H

SPECIAL ORDER M66049

*Not for contract use.

Special Order (M)



FRAME FINISH
Choose from 5 options.
See pg 68 for swatch images.



FABRIC
Choose from most "sling" options in the 2021 & 2022 *Winston Fabric Book*.
See pg 66 for swatch images.

Tables & Fire Tables

The Southern Cay Sling Collection pairs with side, dining, balcony, bar and fire tables in a matching frame finish from the following collections:

Slat Top Tables pg 46

Solid Top Tables pg 48

Learn more about **pairing chairs & tables** on pg 56



BALCONY | BAR | DINING | FIRE | LOUNGE | POOLSIDE

Stanford Cushion

Displaying echoes of minimalism, the Stanford Collection is a contemporary, clean design that easily relates to other styles. By juxtaposing the straight lines of the frame with a more free-form curve on the double railed armrest, Stanford mimics the curved and slanted lines favored in postmodern architecture.



A curved double railed armrest paired with a substantial, straight line frame define the look



Stanford's dark finish is a classic choice for the cast details of our Merge Tables and together make a particularly striking style statement



Stocked finishes for Stanford Cushion and Sling Collections coordinate for a complete lounging and dining look

STANFORD CUSHION



Lounge Chair
27.5"W×28.5"D×35"H

QUICK SHIP	
Textured Pewter	HQ21002TPW
Weathered Teak	HQ21002WTK-5269
CUSTOM QUICK SHIP	
Textured Pewter	SQ21002TPW
Weathered Teak	SQ21002WTK



Swivel Rocker Lounge Chair*
27.5"W×28.5"D×35"H

QUICK SHIP	
Textured Pewter	HQ21018TPW
Weathered Teak	HQ21018WTK-5269
CUSTOM QUICK SHIP	
Textured Pewter	SQ21018TPW
Weathered Teak	SQ21018WTK



High Back Swivel Rocker Lounge Chair*
27.5"W×28.5"D×40"H

QUICK SHIP	
Textured Pewter	HQ21020TPW
Weathered Teak	HQ21020WTK-5269
CUSTOM QUICK SHIP	
Textured Pewter	SQ21020TPW
Weathered Teak	SQ21020WTK



Ottoman
27.5"W×24"D×15.75"H

QUICK SHIP	
Textured Pewter	HQ21008TPW
Weathered Teak	HQ21008WTK-5269
CUSTOM QUICK SHIP	
Textured Pewter	SQ21008TPW
Weathered Teak	SQ21008WTK



Loveseat
51.5"W×28.5"D×35"H

QUICK SHIP	
Textured Pewter	HQ21022TPW
Weathered Teak	HQ21022WTK-5269
CUSTOM QUICK SHIP	
Textured Pewter	SQ21022TPW
Weathered Teak	SQ21022WTK



Sofa
76"W×28.5"D×35"H

QUICK SHIP	
Textured Pewter	HQ21003TPW
Weathered Teak	HQ21003WTK-5269
CUSTOM QUICK SHIP	
Textured Pewter	SQ21003TPW
Weathered Teak	SQ21003WTK



Rocking Lounge Chair*
27.5"W×29.5"D×34.75"H

QUICK SHIP	
Textured Pewter	HQ21016TPW
Weathered Teak	HQ21016WTK-5269
CUSTOM QUICK SHIP	
Textured Pewter	SQ21016TPW
Weathered Teak	SQ21016WTK

Tables & Fire Tables

Stanford Cushion pairs with lounge and fire tables in a matching frame finish from the following collections:

Merge Tables pg 44

Slat Top Tables pg 46

Fire Tables pg 52

Learn more about pairing chairs & tables on pg 56


Choose from two Quick Ship fabric and finish combinations




*Not for contract use.

Quick Ship (HQ)

TEXTURED PEWTER




FRAME FINISH
Textured Pewter



FABRIC
Carbon

WEATHERED TEAK




FRAME FINISH
Weathered Teak



FABRIC
Asgard Ash

Custom Quick Ship (SQ)



FRAME FINISH
Textured Pewter
or Weathered Teak



FABRIC
Choose from 62
cushion fabrics. See pg 54
for options.



BALCONY | BAR | DINING | FIRE | LOUNGE | POOLSIDE

Stanford Sectional

Displaying echoes of minimalism, the Stanford Collection is a contemporary, clean design that easily relates to other styles. By juxtaposing the straight lines of the frame with a more free-form curve on the double railed armrest, Stanford mimics the curved and slanted lines favored in postmodern architecture.



A curved double railed armrest paired with a substantial, straight line frame define the look



Stanford's dark finish is a classic choice for the cast details of our Merge Tables and together make a particularly striking style statement



Stocked finishes for Stanford Cushion and Sling Collections coordinate for a complete lounging and dining look

STANFORD SECTIONAL



Corner
49"W×28.5"D×35.5"H

QUICK SHIP

Textured Pewter HQ21032-TPW

CUSTOM QUICK SHIP

Textured Pewter SQ21032-TPW



Armless Center
24"W×28.5"D×35.5"H

QUICK SHIP

Textured Pewter HQ21033-TPW

CUSTOM QUICK SHIP

Textured Pewter SQ21033-TPW



Left Arm Loveseat
50.25"W×28.5"D×35.5"H

QUICK SHIP

Textured Pewter HQ21037L-TPW

CUSTOM QUICK SHIP

Textured Pewter SQ21037L-TPW



Right Arm Loveseat
50.25"W×28.5"D×35.5"H

QUICK SHIP

Textured Pewter HQ21037R-TPW

CUSTOM QUICK SHIP

Textured Pewter SQ21037R-TPW

Tables & Fire Tables

Stanford Cushion pairs with lounge and fire tables in a matching frame finish from the following collections:

Merge Tables pg 44

Slat Top Tables pg 46

Fire Tables pg 52

Learn more about pairing chairs & tables on pg 56

Quick Ship (HQ)

TEXTURED PEWTER



FRAME FINISH
Textured Pewter



FABRIC
Carbon

Custom Quick Ship (SQ)

TEXTURED PEWTER



FRAME FINISH
Textured Pewter



FABRIC
Choose from 15 cushion fabrics.
See pg 62 for options.



BALCONY | BAR | DINING | FIRE | LOUNGE | POOLSIDE

Stanford Sling

Displaying echoes of minimalism, the Stanford Collection is a contemporary, clean design that easily relates to other styles. By juxtaposing the straight lines of the frame with a more free-form curve on the double railed armrest, Stanford mimics the curved and slanted lines favored in postmodern architecture.



A curved double railed armrest paired with a substantial, straight line frame define the look



The 2-piece sling construction and lower back height add to the modern feel of the set



Stocked finishes for Stanford Cushion and Sling Collections coordinate for a complete lounging and dining look

STANFORD SLING



Dining Chair
25"W×22.5"D×34.5"H

QUICK SHIP	
Textured Pewter	HQ21001TPW
Weathered Teak	HQ21001WTK



Swivel Rocker Dining Chair*
25"W×22.5"D×34.5"H

QUICK SHIP	
Textured Pewter	HQ21049TPW
Weathered Teak	HQ21049WTK



Swivel Balcony Stool*
23.75"W×22.5"D×41.75"H
SEAT 25.25"H, ARM 33"H

QUICK SHIP	
Textured Pewter	HQ21013TPW
Weathered Teak	HQ21013BWTk



Adjustable Chaise
26.75"W×68.75"D×22.5"H

QUICK SHIP	
Textured Pewter	HQ21009TPW
Weathered Teak	HQ21009WTK

Tables & Fire Tables

Stanford Sling pairs with side, dining, and balcony tables in the matching Textured Pewter frame finish from the following collections:

Merge Tables pg 44

Slat Top Tables pg 46

Learn more about **pairing chairs & tables** on pg 56

Note: Balcony height stools will **only** pair with balcony height tables from the Merge Table Collection.

Choose from two Quick Ship fabric and finish combinations



*Not for contract use.

Quick Ship (HQ)

TEXTURED PEWTER

		FRAME FINISH Textured Pewter
		FABRIC Gray Rush

WEATHERED TEAK

		FRAME FINISH Weathered Teak
		FABRIC Grey Screen



BALCONY | BAR | DINING | FIRE | LOUNGE | POOLSIDE

Truss

The Truss Collection has the appeal of classic Craftsman-style furniture with sturdy construction and industrial details. The teak planked wood tabletop sits on post legs of solid wood and a trestle-style base constructed in contrasting metal. Fully woven, barrel backed seating options soften the look with handwoven texture and coordinating teak legs.



Fully woven, barrel backed chairs define the look while natural teak accents add a mixed material finishing touch



Matching table and bench feature a metal truss accent that gives this collection its name



Choose from a chair design that emphasizes the rich brown weave or one that emphasizes the natural teak accents—each play well together or with the bench

TRUSS



Dining Chair
24.5"W×26.75"D×32.5"H

QUICK SHIP	HQ13010A-1
CUSTOM QUICK SHIP	SQ13010A-1



Fully Woven Dining Chair
24.5"W×26.75"D×32.5"H

QUICK SHIP	HQ13001-1
CUSTOM QUICK SHIP	SQ13001-1



Dining Bench
75.75"W×16.5"D×17"H

QUICK SHIP	HQ13023
CUSTOM QUICK SHIP	SQ13023



39"×84" Rectangular Dining Table
84.25"W×39.25"D×29"H

QUICK SHIP	HQ13084
------------	---------

Tables & Fire Tables

Truss includes a matching Truss Dining Table, but could also be paired with the All-Natural Teak Table Collection, which offers the opportunity to put Truss Chairs in a round dining configuration.


All-Natural Teak Tables pg 42

Learn more about pairing chairs & tables on pg 56


Quick Ship (HQ)



HDPE ALL-WEATHER WEAVE
Vintage Earth



NATURAL WOOD
Teak




FABRIC
Cast Slate

Custom Quick Ship (SQ)



HDPE ALL-WEATHER WEAVE
Vintage Earth



NATURAL WOOD
Teak



FABRIC
Choose from 15 cushion fabrics. See pg 62 for options.



BALCONY | BAR | DINING | FIRE | LOUNGE | POOLSIDE

All-Natural Teak Tables

A versatile and warm accent for coordinating seating arrangements, Winston's natural teak tables feature planked all-weather teak wood tops and bases. The raw material highlights the expression of workmanship. The overall effect is casual and harmonious with an organic look and feel to complement any outdoor setting.



All wood has been sourced to come from responsibly managed forests



From lounge to dining, all tables in the collection feature a planked tabletop over solid wood legs



Leg styles in this collection vary by table type and include either Parsons-style corner posts for simple clean lines or a cross brace to add visual interest under the tabletop



24" Square Side Table
24"W×24"D×19.75"H

QUICK SHIP HQ68S24



24"×48" Coffee Table
48"W×24"D×17.75"H

QUICK SHIP HQ68007



60" Round Dining Table
60"W×60"D×30"H

QUICK SHIP HQ68060



40"×88" Rectangular Dining Table
86.75"W×39.50"D×30"H

QUICK SHIP HQ68086



Dining Bench
76"W×15.75"D×18.25"H

QUICK SHIP HQ68023
Optional Bench Cushion SQ6923

Furniture Pairing

All-Natural Teak Tables were designed to pair with the following collections:


August pg 6

Nico pg 22

Truss pg 40

Learn more about pairing chairs & tables on pg 56

Quick Ship (HQ)



NATURAL WOOD
Teak



BALCONY | BAR | DINING | FIRE | LOUNGE | POOLSIDE

Merge Tables

Employing interwoven patterns cast into solid aluminum, the Merge Tables by Winston® play with contrasts and shadows to make a distinct statement of personal style. Merge is named for its ability to coordinate with various styles, from modern to traditional, acting as an elegant anchor to your elevated outdoor design.



Cast pattern employs lots of texture for aesthetics while maintaining an overall flat enough surface for tabletop use



Voids in the pattern allow for quicker drying and softly diffuse the light when dry



Employs the timeless craft of casting with a modern texture to create a great transitional table look that can be paired with a variety of furniture options

MERGE TABLES



24" Square Side Table
23.5"W×23.5"D×22"H

QUICK SHIP	
Weathered Teak	HQ3024SWTK
Coastal Mist	HQ3024SMST
Textured Pewter	HQ3024STPW
Night	HQ3024SBKN



32"×50" Coffee Table
51.25"W×35.5"D×19"H

QUICK SHIP	
Weathered Teak	HQ3050WTK
Coastal Mist	HQ3050MST
Textured Pewter	HQ3050TPW
Night	HQ3050BKN



60" Round Dining Table
60"W×60"D×28.5"H

QUICK SHIP	
Weathered Teak	HQ3060WTK
Coastal Mist	HQ3060MST
Textured Pewter	HQ3060TPW
Night	HQ3060BKN



42"×84" Rectangular Dining Table
84.25"W×42"D×28.5"H

QUICK SHIP	
Weathered Teak	HQ3084WTK
Coastal Mist	HQ3084MST
Textured Pewter	HQ3084TPW
Night	HQ3084BKN



Dining Bench
78"W×14"D×15.5"H

QUICK SHIP	
Weathered Teak	HQ3078WTK
Coastal Mist	HQ3078MST
Textured Pewter	HQ3078TPW
Night	HQ3078BKN



42" Round Balcony Table
42"W×42"D×36"H

QUICK SHIP	
Weathered Teak	HQ3042BWTk
Coastal Mist	HQ3042BMST
Textured Pewter	HQ3042BTPW



36"×64" Rectangular Balcony Table
65"W×36.75"D×36"H

QUICK SHIP	
Weathered Teak	HQ3060BWTk
Coastal Mist	HQ3060BMST
Textured Pewter	HQ3060BTPW

Furniture Pairing

Available in 4 finishes, the Merge Tables pair well with any collection that has a matching frame finish.

Learn more about pairing chairs & tables on pg 56

Note: Balcony height tables should **only** be paired with balcony stools from the Aspen & Stanford Collections. And, **only** side, coffee, and fire tables should be paired with Jasper.



Fire Tables

Merge Fire Tables feature a removable flush fit top over a flame source surrounded by elegant glass chips. The base features a hinged door for easy access to your LP gas tank (not included).



49" Round Fire Table
49"W×49"D×22.5"H

QUICK SHIP	
Weathered Teak	HQ3049FTWTK
Coastal Mist	HQ3049FTMST
Textured Pewter	HQ3049FTTPW
Night	HQ3049FTBKN



36"×52" Rectangular Fire Table
51"W×32"D×22.5"H

QUICK SHIP	
Weathered Teak	HQ3052FTWTK
Coastal Mist	HQ3052FTMST
Textured Pewter	HQ3052FTTPW
Night	HQ3052FTBKN

Quick Ship (HQ)


		FRAME FINISH Coastal Mist		FRAME FINISH Textured Pewter
		FRAME FINISH Night		FRAME FINISH Weathered Teak



BALCONY | BAR | DINING | FIRE | LOUNGE | POOLSIDE

Slat Top Tables


A study in strength and simplicity, the Winston® Slat Top Tables are pared back and classic with a style that lends itself to a multitude of groupings. These versatile tables can be coordinated and customized for lounging or dining.



Every element from the legs to the slats and edge details are made of aluminum covered in a powder coated frame finish for standing up to Mother Nature



All accessory pieces are powder coated to match giving a sleek appearance to the table when an umbrella or fire is not in use



Space between each slat on the top allows for quicker drying

SLAT TOP TABLES



23" Round Side Table
23"W×23"D×22"H

QUICK SHIP	
Night	HQ375-24-BKN
Java	HQ375-24-JAV



42" Round Chat Table
42"W×42"D×21.5"H

QUICK SHIP	
Night	HQ375-42BL-BKN
Java	HQ375-42BL-JAV



48" Round Dining Table
48"W×48"D×28.5"H

QUICK SHIP	
Night	HQ375-48-BKN
Java	HQ375-48-JAV



54" Round Dining Table
54"W×54"D×28.5"H

QUICK SHIP	
Night	HQ375-54-BKN
Java	HQ375-54-JAV



42"×73" Rectangular Dining Table
73"W×42"D×28.5"H

QUICK SHIP	
Night	HQ375-73-BKN
Java	HQ375-73-JAV



42"×85" Rectangular Dining Table
85.5"W×42"D×28.5"H

QUICK SHIP	
Night	HQ375-84-BKN
Java	HQ375-84-JAV



42" Round Balcony Table
42"W×42"D×33.5"H

QUICK SHIP	
Night	HQ375-42BB-BKN



42" Round Bar Table
42"W×42"D×38.5"H

QUICK SHIP	
Night	HQ375-42BH-BKN
Java	HQ375-42BH-JAV



Fire Tables

A slatted aluminum ring surrounds a flush fitting lid that reveals a mesmerizing ring of flames surrounded by glass pebbles. The base features a pull-out drawer for easy access to your LP gas tank (not included).



44" Round Fire Table
44"W×44"D×25.5"H

QUICK SHIP	
Night	HQFP044BKN
Java	HQFP044JAV
Textured Pewter	HQFP044TPW
Weathered Teak	HQFP044WTK




54" Round Fire Table
54"W×54"D×25.5"H

QUICK SHIP	
Night	HQFP054BKN
Java	HQFP054JAV

Quick Ship (HQ)



FRAME FINISH
Night



FRAME FINISH
Java

The 44" Slat Top Fire Table is also available in Textured Pewter & Weathered Teak. See pg 50 for more information.

Special Order (M)



FRAME FINISH
Choose from 5 options. See pg 68 for swatch images.

See next page for even more Special Order Slat Top table options.

Furniture Pairing

Slat Top Tables are stocked to pair with the Key West, Manor, Palazzo, and Souther Cay Collections. Available in additional finishes, the 44" Slat Top Fire Tables pair well with any collection that has a matching frame finish. For additional size and shape options in Slat Top Tables, please see the Build Your Own Slat Top Table options on the next page. Learn more about pairing chairs & tables on pg 56



BALCONY | BAR | DINING | FIRE | LOUNGE | POOLSIDE

Solid Top Tables

Designed to accentuate a full spectrum of styles, Winston® Solid Top Tables are developed with clean lines, sensible proportions, and durable materials. Designed to be versatile, these tables can be configured for multiple lounge and dining collections.



Timeless and versatile design to complement any outdoor decor.



Crafted from high-quality aluminum that is built to withstand the outdoor elements.



Low-maintenance and easy to clean, making outdoor dining a hassle-free experience.

SOLID TOP TABLES



24" Sq Side Table
24"Wx24"Dx24"H

QUICK SHIP	
Textured Pewter	HQ20006
SPECIAL ORDER	M20006



27"x54" Coffee Table
54"Wx27"Dx18.5"H

QUICK SHIP	
Textured Pewter	HQ20067
SPECIAL ORDER	M20067



44" Sq Balcony Table
44"Wx44"Dx34.5"H

SPECIAL ORDER	M20044B
---------------	---------



44" Sq Bar Table
44"Wx44"Dx39.25"H

SPECIAL ORDER	M20044BH
---------------	----------



44" Sq Chat Table
44"Wx44"Dx18.5"H

SPECIAL ORDER	M20044CT
---------------	----------



44" Sq Dining Table
44"Wx44"Dx29.5"H


SPECIAL ORDER	M20044DT
---------------	----------



44"x73" Rect Dining Table
73"Wx44"Dx29.5"H

QUICK SHIP	
Textured Pewter	HQ20074DT
SPECIAL ORDER	M20074DT

Quick Ship (HQ)



FRAME FINISH
Textured Pewter

Special Order (M)



FRAME FINISH
Choose from 5 options.
See pg 68 for
swatch images.

Furniture Pairing

Solid Top Tables are stocked to pair with the Jasper and Southern Cay Collections. Available in additional finishes, Winston Solid Top Tables are designed with modern and timeless detail.

Learn more about pairing chairs & tables on pg 56











Build Your Own Slat Top Tables

Want to enjoy the strength and simplicity of our Slat Top Tables, but in a size, shape, or finish that we don't stock in Quick Ship? Thanks to our Special Order program, you can mix and match our tops and bases in your choice of 5 frame finishes to make the perfect table for your backyard.

How to Build Your Own Slat Top Table

1. Pick your top
2. Pick any base from the same row as your selected top
3. Pick your frame finish

48" DINING TABLE	 <p>48" Round Top 48"W×48"D×1.5"H</p> <p>SPECIAL ORDER MESL-048</p>	 <p>Round Dining Base for -048 top 37.5"W×37.5"D×27"H</p> <p>SPECIAL ORDER M9348B</p>
42"×73" DINING TABLE	 <p>42"×73" Rectangular Top w/ Umbrella Hole 73"W×42"D×1.5"H</p> <p>SPECIAL ORDER MESL-073</p>	 <p>Rectangular Dining Base for 42"×73" top 47"W×31"D×27"H</p> <p>SPECIAL ORDER M9373B</p>
42"×85" DINING TABLE	 <p>42"×85" Rectangular Top w/ Umbrella Hole 85.5"W×42"D×1.5"H</p> <p>SPECIAL ORDER MESL-084</p>	 <p>Oval Dining Base for -084 top 60.5"W×31"D×27"H</p> <p>SPECIAL ORDER M9384B</p>
60"×90" DINING TABLE	 <p>60"×90" Rectangular Top 91"W×60"D×1.5"H</p> <p>SPECIAL ORDER MESL-090</p>	 <p>Rectangular Dining Base for 60"×90" top 66"W×42"D×27"H</p> <p>SPECIAL ORDER M9390B</p>

Special Order (M)



FRAME FINISH
Choose from 5 options.
See pg 68 for swatch images.

Furniture Pairing

Special Order Slat Top Tables pair well with any collection that has a matching frame finish.
Learn more about [pairing chairs & tables](#) on pg 56

Note: Balcony height tables should **only** be paired with balcony stools from the Palazzo Collection. And, **only** side, chat, and coffee height tables should be paired with Jasper.

23.5"-24" SIDE TABLE



23.5" Round Top
23"W×23"D×1.5"H

SPECIAL ORDER MESL-024



24" Square Top
23.5"W×23.5"D×1.5"H

SPECIAL ORDER MESL-S24



Side Table Base for any -24 top
14"W×14"D×20.5"H


SPECIAL ORDER M9328B

42" CHAT, DINING, BALCONY, OR BAR



42" Round Top
42"W×42"D×1.5"H

SPECIAL ORDER MESL-R42



42" Square Top
42"W×42"D×1.5"H

SPECIAL ORDER MESL-S42



Chat Base for any -42 top
32.5"W×32.5"D×20"H

SPECIAL ORDER M9342BL



Dining Base for any -42 top
32.5"W×32.5"D×27"H

SPECIAL ORDER M9342B



Balcony Base for any -42 top
32"W×32"D×32"H

SPECIAL ORDER M9342BB



Bar Base for any -42 top
32"W×32"D×37"H


SPECIAL ORDER M9342BH

54"-64" CHAT, DINING, OR BALCONY



54" Round Top
54"W×54"D×1.5"H

SPECIAL ORDER MESL-054



64" Hexagon Top
74"W×64"D×1.5"H

SPECIAL ORDER MESL-H64



Chat Base for -54 or -64 top
44.5"W×44.5"D×20"H

SPECIAL ORDER M9354BL



Dining Base for -54 or -64 top
44.5"W×44.5"D×27"H


SPECIAL ORDER M9354B



Balcony Base for -54 or -64 top
44.5"W×44.5"D×32"H

SPECIAL ORDER M9354BB

27"×54" COFFEE, DINING, OR BALCONY



27"×54" Rectangular Top
54"W×27"D×1.5"H

SPECIAL ORDER MESL-052



Coffee Base for -052 top
25.5"W×24"D×16.5"H

SPECIAL ORDER M9307B



Dining Base for -052 top
32"W×24"D×27"H

SPECIAL ORDER M9352B



Balcony Base for -052 top
32"W×24"D×32"H

SPECIAL ORDER M9352BB



BALCONY | BAR | DINING | FIRE | LOUNGE | POOLSIDE

Fire Tables

Extend the hours spent outside enjoying your Winston® Furniture by adding the light and warmth of a fire table. Choose from two tabletop patterns, sizes, shapes, and up to 4 frame finish options to make it as easy as possible to add a fire table to your favorite Winston Furniture Collection and make your perfect set.

Merge Fire Tables



CLEAR GLASS CHIPS

BTUS
60,000 BTUs

HEIGHT
23" height

TANK ACCESS
Hinged door with latch

FUEL
LP Gas fuel (not incl)

MADE IN
Costa Rica

Slat Top Fire Tables



AMBER GLASS PEBBLES

BTUS
55,000 BTUs

HEIGHT
25" height

TANK ACCESS
Sliding drawer with support wheel

FUEL
LP Gas fuel (not incl)

MADE IN
China



49" Round Merge Fire Table
49"W×49"D×22.5"H

QUICK SHIP	
Weathered Teak	HQ3049FTWTK
Coastal Mist	HQ3049FTMST
Textured Pewter	HQ3049FTTPW
Night	HQ3049FTBKN



36"×52" Rectangular Merge Fire Table
51"W×32"D×22.5"H

QUICK SHIP	
Weathered Teak	HQ3052FTWTK
Coastal Mist	HQ3052FTMST
Textured Pewter	HQ3052FTTPW
Night	HQ3052FTBKN



44" Round Slat Top Fire Table
44"W×44"D×25.5"H


QUICK SHIP	
Night	HQFP044BKN
Java	HQFP044JAV
Textured Pewter	HQFP044TPW
Weathered Teak	HQFP044WTK




54" Round Slat Top Fire Table
54"W×54"D×25.5"H

QUICK SHIP	
Night	HQFP054BKN
Java	HQFP054JAV


Quick Ship (HQ)




FRAME FINISH
Weathered Teak




FRAME FINISH
Textured Pewter



FRAME FINISH
Night



FRAME FINISH
Java



FRAME FINISH
Coastal Mist

Furniture Pairing

Fire tables pair well with any lounge seating options from a collection with a matching frame finish. Learn more about pairing chairs & tables on pg 56

Collections at a Glance

Collection	QUICK SHIP				CUSTOM QUICK SHIP	SPECIAL ORDER	
	 HDPE ALL-WEATHER WEAVE	 NATURAL WOOD	 HDPE ALL-WEATHER LUMBER	 FRAME FINISH	 FABRIC*	Choose from 15 cushion fabrics. See back for details.	See back for details.
ASPEN	-	-	-	Weathered Teak	Idol Moss (Cushion)	✓	-
					Clay Sky (Sling)	-	
				Coastal Mist	Remy Mushroom (Cushion)	✓	
					Clay Sky (Sling)	-	
AUGUST	Driftwood Grid	Teak	-	-	Cast Ash	✓	-
CAYMAN	Seagrass	-	-	Heritage Brown	Canvas Heather Beige	✓	-
JASPER	Beechwood	-	-	Textured Pewter	-	-	✓
KEY WEST	-	-	-	Java	Face: Fife Pumice Back: Java Mesh (Padded Sling)	-	✓
					Oyster Pearl (Sling)		
MANOR	-	-	-	Night	Cast Silver	✓	✓
NICO	Antique Chestnut	-	Teak (Chat Table/ Corner Only)	-	Cast Pumice	✓	-
PALAZZO	-	-	-	Night	Spectrum Denim (Cushion)	✓	✓
					Blue Blush (Sling)	-	
SEAGROVE II	-	-	-	Java	Pueblo Dune	-	✓
STANFORD	-	-	-	Textured Pewter	Carbon (Cushion)	✓	-
					Gray Rush (Sling)	-	
				Weathered Teak	Asgard Ash (Cushion)	✓	
					Grey Screen (Sling)	-	
STANFORD SECTIONAL	-	-	-	Textured Pewter	Carbon (Cushion)	✓	-
TRUSS	Vintage Earth	Teak	-	-	Cast Slate	✓	-

Customization Options

QUICK SHIP

Winston® Quick Ship features both new product introductions and bestselling customer favorites all stocked in our most popular frame and fabric combinations. This fully curated shopping experience allows us to offer expedited delivery so you can enjoy your new furniture faster.




CUSTOM QUICK SHIP

Winston Custom Quick Ship lets you choose from the following 15 fabric options to customize your furniture cushions. With Custom Quick Ship, you can personalize your cushion furniture and still have it shipped quickly. Swatch samples of all 15 fabrics are available on the *Custom Quick Ship Fabric Ring Set* in authorized Winston retail store locations or swatch images can be found on pg 62 of this catalog.

CUSTOM QUICK SHIP FABRICS		
CANVAS HEATHER BEIGE	CARBON	CAST ASH
CAST MIST	CAST OASIS	CAST SLATE
CAST SILVER	CORE WHITE LINEN	IDOL MOSS
IRON	MINERAL	MISTY BLUE
REMY MUSHROOM	REMY POTTERY	SPECTRUM INDIGO

SPECIAL ORDER

Winston Special Order is fully customizable to fit your exact design aesthetic. This made-to-order option lets you choose from the complete catalog of available fabrics and finishes for a look that fits your personal style down to the details. See the chart below for the custom options available. Swatch samples are available on the *Winston Finish Ring Set* in authorized Winston retail store locations, or swatch images can be found on pg 63 of this catalog.

	 FRAME FINISH	 HDPE ALL-WEATHER LUMBER	 FABRIC
	Choose from 5 frame finish options:	Choose any option in this book	Choose from options in the 2021 Winston Fabric Book and Bliss Ring Set
	COASTAL MIST TEXTURED PEWTER		
	NIGHT WEATHERED TEAK		
Collection	JAVA		
HARPER	✓	✓	–
JASPER	✓	–	–
KEY WEST	✓	–	✓ (For Padded Sling, choose custom fabrics for both face and back)
MANOR	✓	–	✓
PALAZZO	✓	–	✓
SEAGROVE II	✓	–	✓
SOUTHERN CAY	✓	–	✓

How Do You Want to Spend Your Time Outdoors?

Lounging

Bring the indoors out with an outdoor living room. Combine lounge seating options with your choice of lounge tables to build your perfect oasis.



LOUNGE SEATING

Whether you want to soak up the sun pool side or host a party, we have a variety of lounge seating for every situation.



LOUNGE



CHAISE



FIRE



SIDE



SOFA



LOVESEAT



COFFEE



CHAT



OTTOMAN

Add an ottoman for additional lower body support.



SECTIONAL

Maximize lounge seating capacity using our modular Nico Collection (pg 22).



CHAT VS COFFEE TABLES

Chat and coffee tables provide table access to all of the surrounding seating. The equal sides of a chat table pair well with lounge chairs. The longer shape of a coffee table allows more access to the table from a sofa or loveseat.





Dining

Gather the family and friends for al fresco dining. We have you covered with table sizes, heights, and seating options to fit every party.

TABLE HEIGHTS

With a variety of table heights, you'll be able to find the perfect dining combination for your outdoor space.



TYPICAL DINING HEIGHT 27.5"H - 30"H



BALCONY HEIGHT 33.5"H - 36"H




BAR HEIGHT 38.5"H - 39.25"H



CHAIR & TABLE FIT

While the general rule of thumb is that dining chairs pair with dining tables and so on, for the best "fit" we recommend sticking with the furniture and table pairing suggestions we provide.



BUILD YOUR OWN

Looking for a non-traditional shape or size? Check out the Build Your Own Slat Top Table Collection (pg 50) for even more options for customizing your dining set.



LARGEST CAPACITY

If you are looking for the largest seating capacity around a single table, we recommend looking at the Slat Top Table Collection (pg 50) where you will find our 60"x91" rectangular dining table.

MORE IDEAS & INSPIRATION

For more ideas and inspiration on how to pair our furniture and tables, shop our website where you will find our most popular lounging and dining sets with tables and furniture expertly paired. Or, ask a Sales Representative or Design Consultant at your favorite local Winston Retailer for help.

Compare Seat Styles

SOLID SURFACE

COMFORT

Generous proportions and ergonomically curved planks.

EASY CARE

No soft surfaces make for a chair that simply needs to be wiped down to enjoy after a rain.

COLLECTIONS

Harper pg 10



SLING

COMFORT

Generous proportions, ergonomically curved frame, and flexible sling seat bucket. Choose ultra high back (UHB) design for ultimate comfort in this option.

EASY CARE

Tighter weave means slightly longer natural drying times vs. woven seat bucket option, but still simply needs to be wiped down to enjoy after a rain.

COLLECTIONS

Aspen Sling pg 4

Key West Sling pg 18

Palazzo Sling pg 26

Seagrove II pg 28

Southern Cay Sling pg 32

Stanford Sling pg 38

LOWEST MAINTENANCE

WEAVE

COMFORT

Generous proportions, ergonomically curved frame, and flexible, fully woven seat bucket

EASY CARE

Open weave of water resistant material makes for a chair that simply needs to be wiped down to enjoy after a rain.

COLLECTIONS

Jasper pg 12



*This chart is **only** comparing seat surfaces (or the part of the chair that the user directly touches when seated)

While every Winston® chair is designed with both comfort and outdoor use in mind, each seating surface option represents a trade-off between ultimate comfort vs. ease of maintenance. This chart will help you understand your options.*

CUSHION

COMFORT

Generous proportions, ergonomically curved frame, soft cushion fabric, and plush cushions make for the epitome of outdoor comfort. Choose ultra high back (UHB) design for ultimate comfort in this option.

EASY CARE

Cushions left in the rain will take more time than any other option to dry, so having a cushion storage solution will be your best option for having furniture ready to use whenever the sunlight calls.

COLLECTIONS

- Aspen Cushion pg 2
- August pg 6
- Cayman pg 8
- Manor pg 20
- Nico pg 22
- Palazzo Cushion pg 24
- Southern Cay Cushion pg 30
- Stanford Cushion pg 34
- Truss pg 40



HIGHEST COMFORT

PADDED SLING

COMFORT

Generous proportions, ergonomically curved frame, soft cushion face fabric, and light quilted padding throughout seat bucket. Choose ultra high back (UHB) design for ultimate comfort in this option.

EASY CARE

Addition of padding makes for longer drying times after a rain, but inclusion of sling back still makes this faster than a full cushion.

COLLECTIONS

- Key West Padded Sling pg 16



Chair Motion

What's more comfortable than an oversized chair? How about one that rocks. Or, better yet, one that swivels and glides. We offer a variety of products that introduce motion and adjust-ability to your outdoor space for the ultimate function and relaxation.



SWIVEL

A 360° swivel mechanism allows for easy seating access and the ability to take in the entire view or join a conversation.



SWIVEL ROCKER

A swivel combined with the swaying motion of a rocker allows you to rock in any direction for a full 360° view.



SWIVEL GLIDER

A swivel combined with the back and forth motion of a glider for an ultra smooth ride with a full 360° view.



GLIDER

Our stationary gliders move back and forth on a quiet, smooth mechanism for a relaxing seat with gentle movement.



ADJUSTABLE

Multi-positional back adjusts to your perfect comfort level.
For Adjustable Lounge Chairs, add an ottoman for extended relaxation with the ease of 2-piece mobility.



How To Place Your Order

- 1 Decide which collection is right for you and which pieces in that collection you want. (For details on how to pair chairs & tables, see pg 56. For inspiration in the form of pre-curated furniture sets, explore winstonfurniture.com).
- 2 Note your options for ordering the pieces you want in Quick Ship, Custom Quick Ship, and/or Special Order as outlined on the relevant collection spread in this catalog.
 - a For items that fit your needs from our pre-selected finishes in our Quick Ship program, simply use the HQ item # and indicate the quantity of each item you want to order.
 - b For items where you want to customize your cushion fabric using our Custom Quick Ship program, make sure you use the SQ item # and then indicate the fabric you would like from pg 62.
 - When indicating your fabric choice, please be sure to include both the fabric name and #.
 - c For fully customized items from our Special Order program, make sure you use the M item # and then indicate your custom finish selections.
 - Each collection spread in this catalog indicates what finish details need to be selected—please make sure your order indicates your choice for each finish option you can customize.
 - When indicating your customization options, please make sure you include both the fabric/finish name and the numerical or alpha code.
- 3 Check the order confirmation you receive for accuracy.

QUESTIONS

For questions, please reach out to customerservice@winstonfurniture.com

We look forward to adding you to the Winston Furniture family!


Fabrics & Finishes



On the following pages, you will find swatch images for each of your customizable fabric and finish options. For more help navigating your choices, please see pg 54 of this catalog.


Or, personal consultation and physical swatch samples can be found at any authorized Winston® retail store location near you.

 2024 CUSTOM QUICK SHIP FABRIC OPTIONS



Spectrum Indigo

2323



Misty Blue

5284



Cast Mist

5080




Canvas Heather Beige

5476



Cast Slate

5518



Core White Linen

5291



Cast Ash

5079




Remy Mushroom

5292




Cast Silver

5084




Mineral

5290



Carbon

5319



Iron

5283




Idol Moss

5314



Cast Oasis

5081




Remy Pottery

5293


 2024 SPECIAL ORDER CUSHION FABRIC OPTIONS




Spectrum Indigo*
2323 GRADE A




Dark Blue*
5287 GRADE A




Canvas Navy*
5439 GRADE A




Panama Navy*
5274 GRADE A



Misty Blue*
5284 GRADE A



Spectrum Denim*
2327 GRADE A




Asgard Denim*
5271 GRADE A




Chartres Storm*
5309 GRADE D



Cast Mist*
5080 GRADE A



Panama Turquoise Blue*
5280 GRADE A



Idol Frost*
5313 GRADE A



Indigo Rain
2249 GRADE D



Direction Indigo*
5548 GRADE B



Cobble Indigo*
5147 GRADE D




Geo Nautical
5322 GRADE D




Sycamore Stratus
5318 GRADE D




Grate Spa
5311 GRADE D




Panama Chocolate*
5273 GRADE A



Fife Silt*
174 GRADE A



Bay*
5285 GRADE A



Lido Kahlua*
5311 GRADE B



Dazzle Cadet*
902 GRADE B



Asgard Mud*
5267 GRADE A



Panama Cobblestone*
5277 GRADE A




Asgard Walnut*
5268 GRADE A



Hazelnut*
5288 GRADE A



Asgard Hazelnut*
5270 GRADE A




Oyster*
5281 GRADE A



Cast Ash*
5079 GRADE A



Sponge Wren*
5316 GRADE C




Fife Pumice*
170 GRADE A



Asgard Limonetto*
5265 GRADE A



Canvas Heather Beige*
5476 GRADE A



Canvas Antique Beige*
5422 GRADE A



Geo Bronze
5321 GRADE D



Compass Latte
5310 GRADE D

 2024 SPECIAL ORDER CUSHION FABRICS (CONTINUED)



Array Dune
5300 GRADE D




Sycamore Pearl
5317 GRADE D




Spiral Stone
5558 GRADE D



Canvas Black*
5408 GRADE A




Panama Black Grey*
5275 GRADE A




Iron*
5283 GRADE A




Carbon*
5319 GRADE B




Panama Graphite*
5276 GRADE A



Cast Slate/Flannel*
5518 GRADE A




Mineral*
5290 GRADE A




Shale*
5289 GRADE A



Asgard Smoke*
5266 GRADE A




Panama Silver Grey*
5279 GRADE A



Panama Smoke Grey*
5278 GRADE A



Pepper*
5282 GRADE A




Sailcloth Seagull*
2136 GRADE C



Asgard Ash*
5269 GRADE A



Chartres Smoke*
5308 GRADE D




Cadet Grey*
3043 GRADE A




Fife Lunar*
5320 GRADE B



Cast Silver*
5084 GRADE A



Space †
006 GRADE B




Kinzie Coal*
5165 GRADE A




Lattice Noire
3198 GRADE D



Mystery Stone*
2247 GRADE C




Cobble Grey
5148 GRADE D




Reveal Smoke
2250 GRADE D




Static Cashew
5163 GRADE B



Chartres Malt*
5307 GRADE D



Sailcloth Sailor
2301 GRADE C




Seagull†

010 GRADE B




Panama Snow White*

5272 GRADE A




Bergen Beige*

5263 GRADE A



Bergen Coral*

5262 GRADE A




Cotton*

5286 GRADE A



Bergen Stone*

5264 GRADE A




Idol Cloud*

5312 GRADE B



Sailing Salt†

008 GRADE B



Sailcloth Salt*

2137 GRADE C



Canvas Natural*

5404 GRADE A




Cast Pumice*

5238 GRADE A



Prism Pewter

5554 GRADE C




Reveal Indigo

2251 GRADE D




Random Mineral

5154 GRADE C



Bevel Smoke

5303 GRADE D



Canvas Forest Green*

5446 GRADE A



Idol Moss*

5314 GRADE B



Chartres Lichen*

5306 GRADE D




Cast Oasis*

5081 GRADE A




Atmosphere Beryl*

5301 GRADE D




Melaka Moss

5315 GRADE D




Fife Teak*

776 GRADE A



Canvas Burgundy*

5436 GRADE A



Canvas Terracotta*

2222 GRADE A



Canvas Melon*

5415 GRADE A



Luminary Pottery

5529 GRADE D



Blossom

5139 GRADE C




Diverge

5133 GRADE C


 2024 SPECIAL ORDER SLING FABRIC OPTIONS




Twilight*†
077 GRADE A




Cobalt Tweed*†
013 GRADE A




Royal Blue*†
146 GRADE A




Navy Reed*†
036 GRADE B




Ocean†
047 GRADE A




Indigo Path†
075 GRADE A



Java Mesh†
924 GRADE A




Bronze Patina Mesh*†
925 GRADE A




Mocha Froth
484 GRADE A




Augustine Fennel*†
113 GRADE A



Wicker Veranda*†
910 GRADE A




Trellis Stone†
280 GRADE A




Stack Stone†
019 GRADE A



Napa†
966 GRADE A




Earhtone Grasscloth*†
424 GRADE A



Barnwood*†
482 GRADE A



Burlap†
480 GRADE A




Atlantic Drift†
135 GRADE A



Pueblo Dune†
069 GRADE A




Rosetta Stone†
076 GRADE A




Deerfield
073 GRADE B



Glamis Dunes†
074 GRADE B




Black Mesh†
913 GRADE A




Pewter Mesh†
921 GRADE A




Pria Tweed†
002 GRADE B



Venetian Nickle
994 GRADE A




Tango Dust†
024 GRADE B




Gray Rush†
205 GRADE B




Pompass Grass*†
005 GRADE A




Silver Mesh†
923 GRADE A




Clay Sky†
027 GRADE A




Straw Matt*†
001 GRADE A



Blue Blush†
463 GRADE A




Grey Screen*†
028 GRADE B




White Mesh*†
866 GRADE A



Oyster Pearl
481 GRADE A




Coconut
413 GRADE A




Shelby†
012 GRADE A




Impression Marine†
022 GRADE A




Moss Wicker
214 GRADE A




Turquoise Stone†
227 GRADE A




Bermuda Wicker†
052 GRADE A



Plum Tweed†
014 GRADE A



Meridian*†
129 GRADE A



Ember Glow*†
043 GRADE B


 2024 SPECIAL ORDER FINISH OPTIONS




Coastal Mist
MST



Java
JAV



Night
BKN



Textured Pewter
TPW



Weathered Teak
WTK

 2024 SPECIAL ORDER HDPE ALL-WEATHER LUMBER OPTIONS



Natural Teak



Sand



Slate Gray



White



WARRANTY INFORMATION

Warranty is valid from the date of purchase to the original purchaser only. Proof of purchase (original sales receipt including purchase date) is required. Photos or inspection may be required.

For the current and complete Winston® Warranty, please visit www.winstonfurniture.com/warranty

CARE & MAINTENANCE

Fine outdoor furniture deserves exceptional care. Winston Furniture can be enjoyed for many years when well maintained.

For details on how to care for your Winston Furniture, please visit www.winstonfurniture.com/care-maintenance.

January 2024

Winston Furniture Company of Alabama, LLC reserves the right to modify, add, or discontinue products, finishes, or fabrics without notice. Printed images are not a guarantee of color accuracy. All images, copy, and content are the property of Winston Furniture Company of Alabama, LLC and cannot be reproduced without permission.



winstonfurniture.com

531 Dolphin Rd. Haleyville, AL 35565

© 2024 Winston Furniture Company Of Alabama, LLC