



woodline

shade solutions

we didn't invent shade, we just perfected it...





woodline

shade solutions

pacific.....center post.....6

elegance.....center post.....12

inox.....center post.....18

safari.....center post.....24

mistral.....center post.....30

storm.....center post.....36

bravura.....center post.....42

swift.....center post.....48

papillon.....dual post.....54

pendulum.....side post.....60

pavone.....side post.....66

picollo.....side post.....72

concrete bases.....78

metal bases.....80

alternative bases.....82

mounting options.....84

customization.....86

branding.....87

fabrics.....88

maintenance.....90

hospitality & design.....92

* Product specifications and components may change without prior notice due to enhancements made by the manufacturer. We reserve the right to make changes to the product at any time.

Manufacturers of world class outdoor parasols since 1990...

Since entering the market in 1989, Woodline Shade Solutions has been a leading provider of high-quality, competitively priced parasols to both local and international markets. Our dedication to excellence has made us a trusted partner for well-known brands and contract market customers, who rely on our premium-grade branding capabilities for their commercial needs.

At our state-of-the-art, vertically integrated

manufacturing hub in Jeffreys Bay, Eastern Cape, South Africa, we design and produce our entire product range in-house. Located in one of the fastest-growing urban areas in the country and strategically close to two major seaports, our facility ensures efficient production and distribution.

To further streamline delivery, we have sales and distribution centers in South Africa and the USA, so our customers

can count on receiving the best products on time, every time. What sets Woodline Shade Solutions apart is our commitment to honest, consistent quality. Every component of our shade systems is crafted to meet the highest standards of strength and durability. We use only top-grade, non-corrosive materials, including lightweight aluminum, weather-resistant eucalyptus, and stainless steel, known for its exceptional strength.



This commitment to quality ensures our products perform well and stand the test of time, even in the harshest environments. We're dedicated to providing fair value and relevant products that meet our customers' evolving needs. By prioritizing clear communication from design through delivery, we build trust and foster long-term relationships with our clients. Our goal is to provide solutions that align with your business objectives, ensuring you get the most out of your investment.



Our manufacturing hub is based at Jeffreys Bay in the Eastern Cape province of South Africa



Pacific

balanced cleat parasol in aluminum or hardwood construction

Wind Rating:

Moderate Breeze

Application:

Patios, restaurants, hotels, poolside loungers... areas that require a center post umbrella shade solution (branded or non-branded) with a moderate wind tolerance.



round / 8 ribs



square / 8 ribs



CENTER POLE

Anodized aluminum or hardwood pole
Ø: 1.9 inch (48mm)



BASE OPTIONS

Fits multiple bases for any application that is required



COVER BAG

Comes as standard with a durable nylon zipper



SUITS POOLSIDES

Made from hard-wearing chlorine-resistant materials



EASY CLEANING

Simply wipe down with soap and water







Dual stainless steel pulley system



Secure cleat system for easy opening



Elegant Shade | Exceptional Quality | Easy to Use

The Pacific Umbrella blends sleek design with robust construction, making it perfect for both residential and commercial settings. Available in two premium versions — Anodized Aluminum and Eucalyptus Wood — it offers versatile style to complement any outdoor decor.


Anodized Aluminum: Features a sleek, modern finish with lightweight yet durable construction, ensuring it withstands the elements while maintaining its stylish look.

Eucalyptus Wood: Provides a classic, natural appearance with the strength of weather-resistant hardwood, adding warmth and elegance to your outdoor space.

Both versions deliver reliable shade and protection, ensuring long-lasting durability and performance. With a user-friendly cleat system, setup and adjustment are effortless. Whether enhancing your home's outdoor area or upgrading a commercial setting, the Pacific Umbrella offers elegant shade and exceptional quality.



Tough HDPE runner and hub



Stainless steel connectors



Smart canopy attachment

base options

with packaged dimensions

pacific tube

SKU: SSTUBE/57 | Weight: 3.5 lbs
Length: 21.9" | Width: 4.1" | Height: 3.3"

bayonet deluxe mount

SKU: IGBAY/57 | Weight: 13.7 lbs
Length: 42.1" | Width: 5.1" | Height: 4.5"



concrete base

SKU: CBM/BA | Weight: 122 lbs
Length: 29.7" | Width: 28.9" | Height: 3.9"

Galvanized tube included in all base prices

SKU: CBM/57 | Weight: 3.5 lbs
Length: 7.5" | Width: 8.7" | Height: 10.6"

round metal base

SKU: RMBS508 | Weight: 35 lbs
Length: 20" | Width: 20" | Height: 2.2"



deck mount

SKU: DECKM | Weight: 15.4 lbs
Length: 13.4" | Width: 13.4" | Height: 4.5"



table clamp

SKU: SSTABLE/57 | Weight: 1.4 lbs
Length: 2.2" | Width: 2.2" | Height: 5.8"



square metal base

SKU: SMBWW609 | Weight: 65 lbs
Length: 24" | Width: 24" | Height: 2.8"



under-ground mount

SKU: UNGR | Weight: 13.2 lbs
Length: 22" | Width: 8.2" | Height: 8.2"

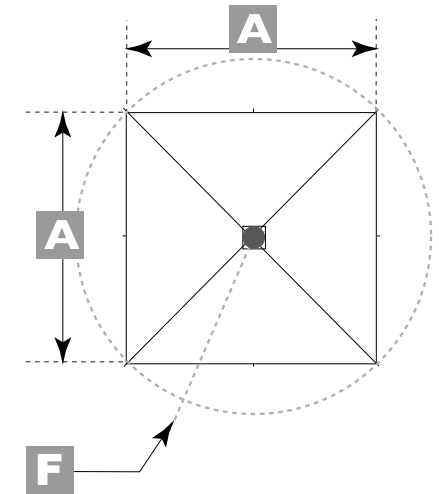
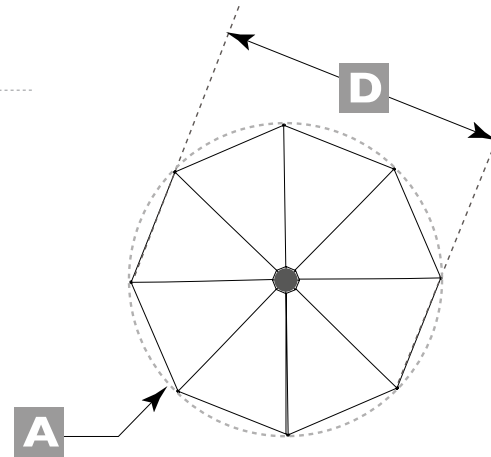
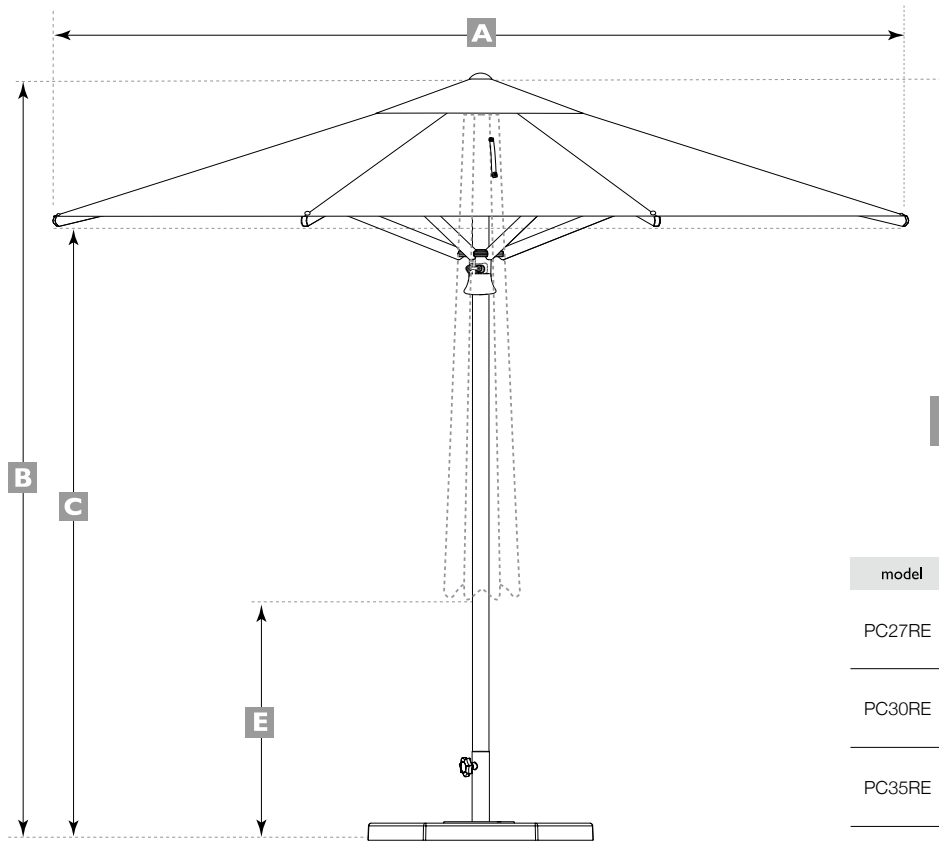


concrete mount







SKU: C/MOUNT | Weight: 6.6 lbs
Length: 7.9" | Width: 7.9" | Height: 0.4"



technical dimensions



- A** Canopy size:
 Round: size is measured from tip to tip through the center
 Square: size is measured from tip to tip on one side
 Rectangle: size is measured from tip to tip on long side and short side
- B** Height of structure
- C** Head clearance from rib tip
- D** Minimum width
- E** Ground clearance when closed
- F** Maximum length of rotation
- Rotation point

model	shape		A (size)	B	C	D	E*	F
PC27RE	Round 8 ribs		8'86" 2.7 m	8'3" 2.53 m	6'99" 2.13 m	3'39" 1.034 m	3'61" 1.1 m	NA
PC30RE	Round 8 ribs		9'84" 3.0 m	8'3" 2.53 m	6'69" 2.04 m	3'77" 1.148 m	3'58" 1.09 m	NA
PC35RE	Round 8 ribs		11'48" 3.5 m	8'3" 2.53 m	6'96" 2.12 m	4'4" 1.34 m	2'56" 0.78 m	NA
PC25SE	Square 8 ribs		8'2" 2.5 m	8'3" 2.53 m	7'58" 2.31 m	NA	2'53" 0.77 m	5'97" 1.77 m
PC285SE	Square 8 ribs		9'35" 2.85 m	9'28" 2.83 m	7'78" 2.37 m	NA	2'92" 0.89 m	6'75" 2.02 m
PC35SA	Square 8 ribs		11'48" 3.5 m	9'28" 2.83 m	7'58" 2.31 m	NA	1'12" 0.34 m	8'12" 2.47 m

* Note: the height of the umbrella in the open and closed position is based on a standard metal base of 0.39 inches (10mm). Imperial measurements have been converted from metric and are rounded to the nearest inch. For exact dimensions refer to metric measurements.



Elegance


Sophisticated locking pin parasol in aluminum construction

Wind Rating:

Moderate Breeze

Application:

Patios, restaurants, hotels, poolside loungers... areas that require a center post umbrella shade solution (branded or non-branded) with a moderate wind tolerance.



round / 8 ribs



square / 8 ribs



CENTER POLE

Anodized aluminum pole
Ø: 1.9 inch (48mm)



BASE OPTIONS

Fits multiple bases
for any application
that is required



COVER BAG

Comes as standard
with a durable
nylon zipper



SUITS POOLSIDES

Made from
hard-wearing chlorine-
resistant materials



EASY CLEANING

Simply wipe
down with soap
and water







Stainless steel
pin and chain



Stainless steel
connectors



Minimalistic | Understated | Sophisticated

The Elegance Umbrella is designed for those who appreciate simplicity and refined design. True to its name, this umbrella combines sophisticated style with exceptional functionality. Its clean, minimalistic look fits seamlessly into any outdoor space, while its durable construction ensures lasting performance.

With its anodized aluminum finish, the Elegance Umbrella offers excellent resistance to corrosion and the elements, maintaining its sleek appearance over time. The standard pin locking system makes setup and adjustments straightforward and secure. Enhance your outdoor area with the perfect mix of elegance and practicality.



Stainless steel
dual pulleys



Smart canopy
attachment



Tough HDPE
hub and runner

base options

with packaged dimensions

elegance tube

SKU: SSTUBE/57 | Weight: 3.5 lbs
Length: 21.9" | Width: 4.1" | Height: 3.3"



bayonet deluxe mount

SKU: IGBAY/57 | Weight: 13.7 lbs
Length: 42.1" | Width: 5.1" | Height: 4.5"



concrete base

SKU: CBM/BA | Weight: 122 lbs
Length: 29.7" | Width: 28.9" | Height: 3.9"

Galvanized tube included in all base prices

SKU: CBM/57 | Weight: 3.5 lbs
Length: 7.5" | Width: 8.7" | Height: 10.6"

table clamp

SKU: SSTABLE/57 | Weight: 1.4 lbs
Length: 2.2" | Width: 2.2" | Height: 5.8"




square metal base

SKU: SMBWW609 | Weight: 65 lbs
Length: 24" | Width: 24" | Height: 2.8"



round metal base

SKU: RMBS508 | Weight: 35 lbs
Length: 20" | Width: 20" | Height: 2.2"



deck mount

SKU: DECKM | Weight: 15.4 lbs
Length: 13.4" | Width: 13.4" | Height: 4.5"



under-ground mount

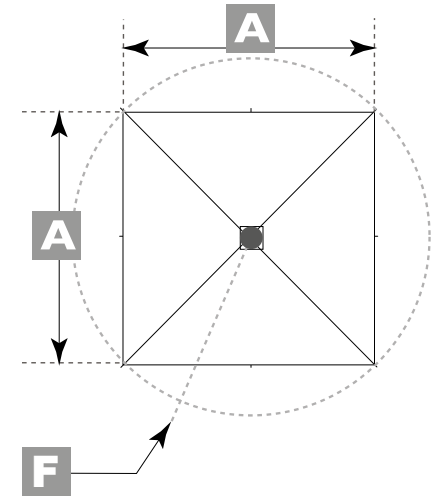
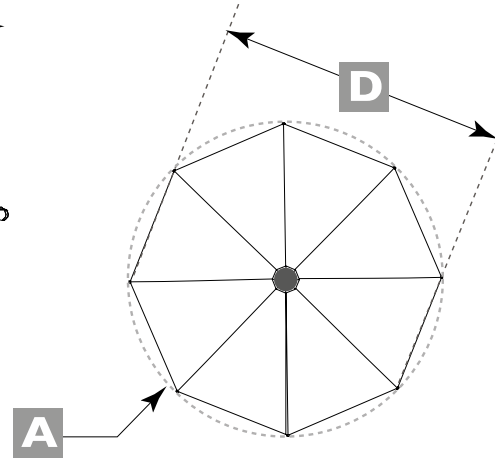
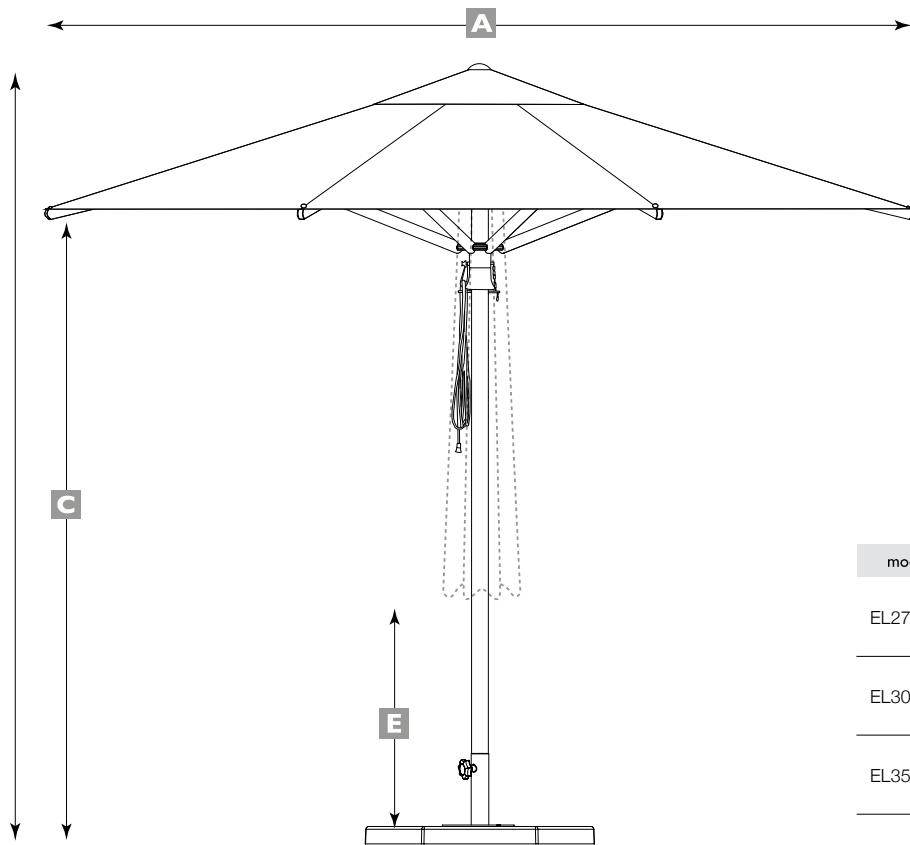
SKU: UNGR | Weight: 13.2 lbs
Length: 22" | Width: 8.2" | Height: 8.2"









concrete mount

SKU: C/MOUNT | Weight: 6.6 lbs
Length: 7.9" | Width: 7.9" | Height: 0.4"

technical dimensions



- A** Canopy size:
Round: size is measured from tip to tip through the center
Square: size is measured from tip to tip on one side
- B** Height of structure
- C** Head clearance from rib tip
- D** Minimum width
- E** Ground clearance when closed
- F** Maximum length of rotation
- Rotation point

model	shape		A (size)	B	C	D	E*	F
EL27RA	Round 8 ribs		8'86" 2.7 m	8'3" 2.53 m	6'99" 2.13 m	3'39" 1.034 m	3'61" 1.1 m	NA
EL30RA	Round 8 ribs		9'84" 3.0 m	8'3" 2.53 m	6'69" 2.04 m	3'77" 1.148 m	3'58" 1.09 m	NA
EL35RA	Round 8 ribs		11'48" 3.5 m	8'3" 2.53 m	6'96" 2.12 m	4'4" 1.34 m	2'56" 0.78 m	NA
EL25SA	Square 8 ribs		8'2" 2.5 m	8'3" 2.53 m	7'58" 2.31 m	NA	2'53" 0.77 m	5'96" 1.77 m
EL285SA	Square 8 ribs		9'35" 2.85 m	9'28" 2.83 m	7'78" 2.37 m	NA	2'92" 0.89 m	6'75" 2.02 m
EL35SA	Square 8 ribs		11'48" 3.5 m	9'28" 2.83 m	7'58" 2.31 m	NA	1'12" 0.34 m	8'12" 2.47 m

* Note: the height of the umbrella in the open and closed position is based on a standard metal base of 0.39 inches (10mm). Imperial measurements have been converted from metric and are rounded to the nearest inch. For exact dimensions refer to metric measurements.



Inox

durability and strength combined with a modern aesthetic

Wind Rating: Strong Breeze
Application: Patios, restaurants, hotels, poolside loungers... areas requiring a solution with a strong wind tolerance plus an effortless opening and closing function that is also suitable for use over a table.



CENTER POLE
 316 stainless steel pole
 Ø: 1.5 inch (38mm)



BASE OPTIONS
 Fits multiple bases for any application that is required



COVER BAG
 Comes as standard with a durable nylon zipper



SUITS POOLSIDES
 Made from marine-grade 316 stainless steel



EASY CLEANING
 Simply wipe down with soap and water







Secure locking
cleat system



Internal
pulley system



Corrosion Resistant | Durable | Versatile

Upgrade your outdoor space with the Inox Umbrella. Made from high-quality stainless steel, this umbrella combines exceptional durability with a sleek, modern design, making it a standout choice for any setting.

Secure Locking Cleat System: Keeps the umbrella firmly in place, providing exceptional ease of use.

Internal Pulley System: Allows for smooth and easy opening and closing.

Natural Anodized Ribs: Offers a stylish finish while resisting corrosion.

316 Stainless Steel Pole, Fittings, Notch, and Runner: Delivers superior strength and long-lasting performance.

Designed to withstand the elements while maintaining a sophisticated look, the Inox Umbrella is perfect for both commercial and residential environments. Its corrosion resistance and robust construction ensure it remains a reliable and attractive addition to any outdoor area.



Stainless steel
LOXX rope clip



Natural
anodized ribs



Smart canopy
attachment

base options

with packaged dimensions



inox tube

SKU: SSTUBE/48 | Weight: 38.2 lbs
Length: 21.9" | Width: 4.1" | Height: 2.2"

bayonet deluxe mount

SKU: IGBAY/48 | Weight: 12.6 lbs
Length: 42.1" | Width: 5.1" | Height: 4.5"



concrete base

SKU: CBS/BA | Weight: 66 lbs
Length: 22.2" | Width: 22.4" | Height: 2.8"

Galvanized tube included in all base prices

SKU: CBS/48 | Weight: 3.1 lbs
Length: 5.9" | Width: 5.9" | Height: 6.6"

round metal base

SKU: RMBS508 | Weight: 35 lbs
Length: 20" | Width: 20" | Height: 2.2"



table clamp

SKU: SSTABLE/48 | Weight: 1.2 lbs
Length: 1.9" | Width: 1.9" | Height: 5.8"



deck mount

SKU: DECKM | Weight: 15.4 lbs
Length: 13.4" | Width: 13.4" | Height: 4.5"



square metal base

SKU: SMBWW609 | Weight: 65 lbs
Length: 24" | Width: 24" | Height: 2.8"



under-ground mount

SKU: UNGR | Weight: 13.2 lbs
Length: 22" | Width: 8.2" | Height: 8.2"

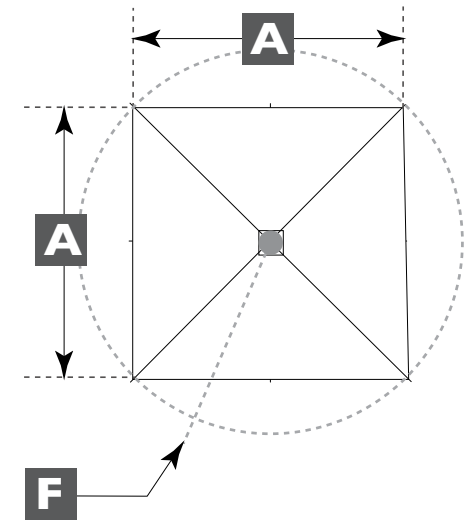
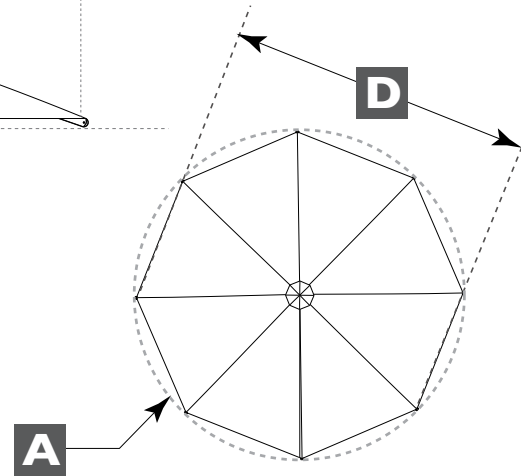
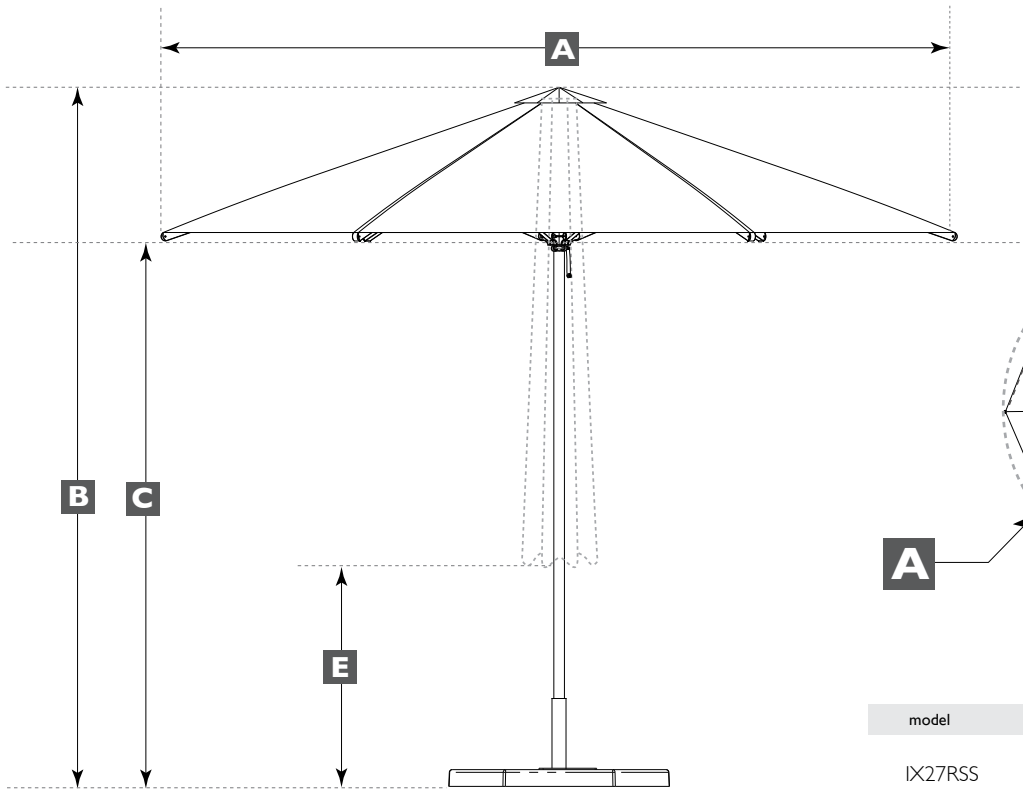


concrete mount





SKU: C/MOUNT | Weight: 6.6 lbs
Length: 7.9" | Width: 7.9" | Height: 0.4"



technical dimensions



- A** Canopy size:
 Round: size is measured from tip to tip through the center
 Square: size is measured from tip to tip on one side
 Rectangle: size is measured from tip to tip on long side and short side
- B** Height of structure
- C** Head clearance from arm tip
- D** Minimum width
- E** Ground clearance when closed
- F** Maximum length of rotation
- Rotation point

model	shape		A (size)	B	C	D	E	F*
IX27RSS	Round 6 arms		8'53" 2.7 m	8'3" 2.53 m	6'56" 2.0 m	7'38" 2.25 m	3'67" 1.12 m	NA
IX30RSS	Round 6 arms		9'71" 3.0 m	8'3" 2.53 m	7'12" 2.17 m	8'43" 2.57 m	3'08" 0.94 m	NA
IX20SSS	Square 4 arms		6'56" 2.0 m	8'3" 2.53 m	6'14" 1.87 m	NA	3'25" 0.99 m	4'75" 1.41 m
IX25SSS	Square 4 arms		8'2" 2.5 m	8'3" 2.53 m	6'14" 1.87 m	NA	2'43" 0.74 m	5'97" 1.77 m

* This distance is measured from the pivot point to the farthest distance from this point on the umbrella. The distance defines the radius of the circle created as the umbrella rotates 360°. All vertical measurements are taken from the ground level, including concrete slab base. All imperial measurements have been converted from metric and rounded off to the nearest inch. For exact dimensions refer to metric measurements.



Safari

30 years under its canopy – this is Woodline's original design

Wind Rating:

Moderate Breeze

Application:

Patios, restaurants, hotels, poolside loungers... areas requiring a center post umbrella shade solution (branded or non-branded) with an elegant wood finish & moderate wind tolerance.



round / 8 ribs



square / 8 ribs



rectangular / 8 ribs



CENTER POLE

Ø: 1.5 inch (38mm)
Ø: 1.9 inch (48mm)
Ø: 2.4 inch (60mm)



BASE OPTIONS

Fits multiple bases for any application that is required



COVER BAG

Comes as standard with a durable nylon zipper



SUITS POOLSIDES

Made from hard-wearing chlorine-resistant materials



EASY CLEANING

Simply wipe down with soap and water







Stainless steel connectors



Hardwood hub and runner



Smart canopy attachment



Stainless steel dual pulleys



Hardwood ribs, arms, hub, runner & pole

Timeless | Elegant | Classic

Carefully crafted from top-grade kiln-dried eucalyptus (sourced from sustainable forests), the Safari Parasol combines strength with elegance. This classic wooden design from Woodline showcases the enduring appeal of wood. It features a stainless steel pulley system for smooth operation and an easily removable canopy for seasonal updates or fabric care. The frame includes laminated hardwood upper and lower hubs, enhancing durability and strength.

With premium weather-resistant fabrics and high-grade stainless steel fittings, the Safari Parasol is built to last and maintain its charm.

base options

with packaged dimensions



safari tube

Tube included in all base prices

SKU: SSTUBE/48 | Weight: 3.1 lbs
Length: 21.9" | Width: 4.1" | Height: 3.3"

SKU: SSTUBE/57 | Weight: 3.5 lbs
Length: 21.9" | Width: 4.1" | Height: 3.3"

SKU: SSTUBE/70 | Weight: 5.2 lbs
Length: 22.8" | Width: 4.1" | Height: 3.3"



concrete base

SKU: CBS/BA | Weight: 66 lbs
Length: 22.2" | Width: 22.4" | Height: 2.8"

SKU: CBM/BA | Weight: 122 lbs
Length: 29.7" | Width: 28.9" | Height: 3.9"

Galvanized tube included in all base prices

SKU: CBS/48 | Weight: 3.1 lbs
Length: 5.9" | Width: 5.9" | Height: 6.6"

SKU: CBM/57 | Weight: 3.5 lbs
Length: 7.5" | Width: 8.7" | Height: 10.6"



paver base

Concrete pavers not supplied

SKU: PVB/8 | Weight: 176 lbs
Length: 33.86" | Width: 33.66"
Height: 4.13"

square metal base

SKU: SMBWW609 | Weight: 65 lbs
Length: 24" | Width: 24" | Height: 2.8"

SKU: SMBWW700 | Weight: 86 lbs
Length: 27.5" | Width: 27.5" | Height: 3.1"



underground mount

SKU: UNGR | Weight: 13.2 lbs
Length: 22" | Width: 8.2" | Height: 8.2"

bayonet deluxe mount

SKU: IGBAY/48 | Weight: 12.6 lbs
Length: 42.1" | Width: 5.1" | Height: 4.5"

SKU: IGBAY/57 | Weight: 13.7 lbs
Length: 42.1" | Width: 5.1" | Height: 4.5"

SKU: IGBAY/70 | Weight: 16.5 lbs
Length: 42.1" | Width: 5.1" | Height: 4.5"



concrete mount

SKU: CMOUNT | Weight: 6.6 lbs
Length: 7.9" | Width: 7.9" | Height: 0.4"



table clamp

SKU: SSTABLE/48 | Weight: 1.2 lbs
Length: 1.9" | Width: 1.9" | Height: 5.8"

SKU: SSTABLE/57 | Weight: 1.4 lbs
Length: 2.2" | Width: 2.2" | Height: 5.8"



round metal base

SKU: RMBS508 | Weight: 35 lbs
Length: 20" | Width: 21.5" | Height: 2.2"

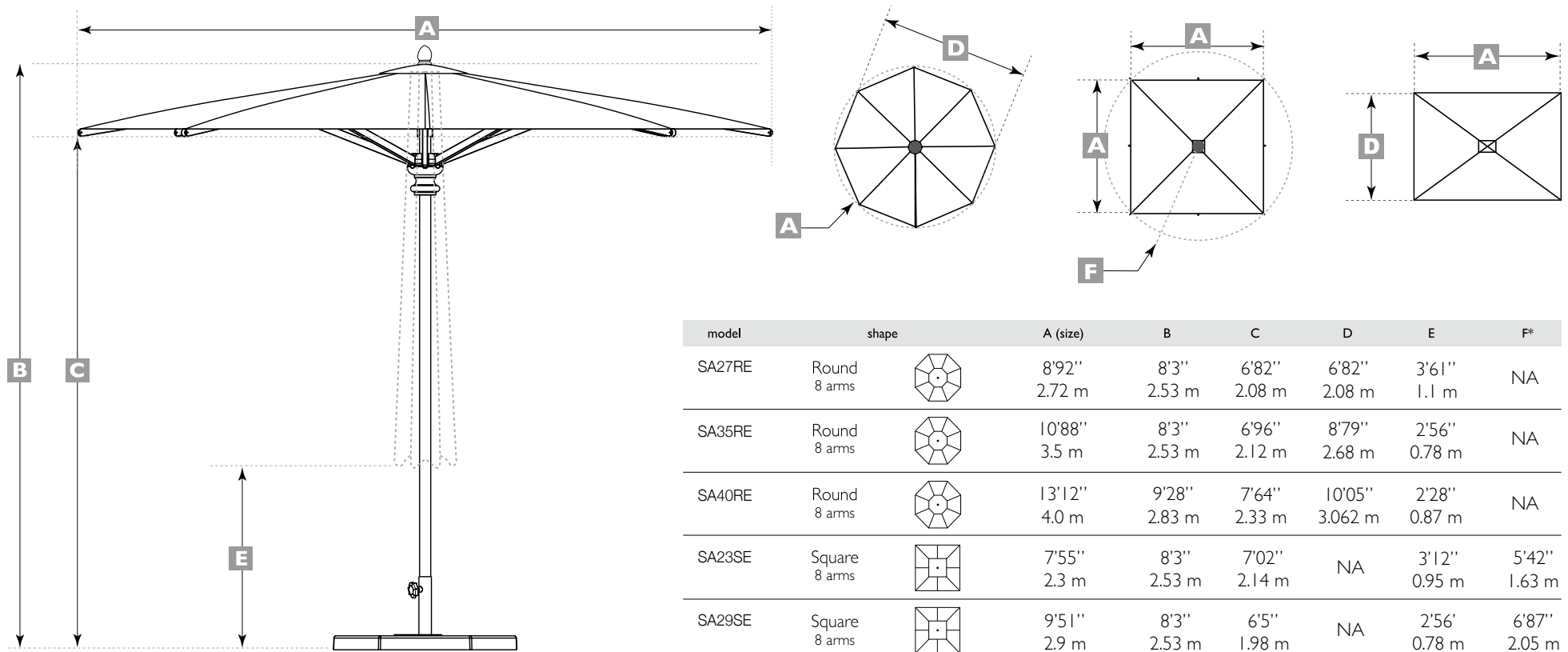


deck mount








SKU: DECKM | Weight: 15.4 lbs
Length: 13.4" | Width: 13.4" | Height: 4.5"



technical dimensions



- A** Canopy size:
 Round: size is measured from tip to tip through the center
 Square: size is measured from tip to tip on one side
 Rectangle: size is measured from tip to tip on long side and short side
- B** Height of structure
- C** Head clearance from arm tip
- D** Minimum width
- E** Ground clearance when closed
- F** Maximum length of rotation
- Rotation point

model	shape		A (size)	B	C	D	E	F*
SA27RE	Round 8 arms		8'92" 2.72 m	8'3" 2.53 m	6'82" 2.08 m	6'82" 2.08 m	3'61" 1.1 m	NA
SA35RE	Round 8 arms		10'88" 3.5 m	8'3" 2.53 m	6'96" 2.12 m	8'79" 2.68 m	2'56" 0.78 m	NA
SA40RE	Round 8 arms		13'12" 4.0 m	9'28" 2.83 m	7'64" 2.33 m	10'05" 3.062 m	2'28" 0.87 m	NA
SA23SE	Square 8 arms		7'55" 2.3 m	8'3" 2.53 m	7'02" 2.14 m	NA	3'12" 0.95 m	5'42" 1.63 m
SA29SE	Square 8 arms		9'51" 2.9 m	8'3" 2.53 m	6'5" 1.98 m	NA	2'56" 0.78 m	6'87" 2.05 m
SA35SE	Square 8 arms		11'48" 3.5 m	9'28" 2.83 m	7'58" 2.31 m	NA	1'12" 0.34 m	8'12" 2.47 m
SA223REE	Rectangle 8 arms		9'84" × 7'22" 3.0 m × 2.2 m	8'3" 2.53 m	6'82" 2.08 m	NA	2'92" 0.89 m	NA

* This distance is measured from the pivot point to the farthest distance from this point on the umbrella. The distance defines the radius of the circle created as the umbrella rotates 360°. All vertical measurements are taken from the ground level, including paver base. All imperial measurements have been converted from metric and rounded off to the nearest inch. For exact dimensions refer to metric measurements.



Mistral

the resilient, elegant and versatile market parasol

Wind Rating: Moderate Breeze
Application: Patios, restaurants, hotels, poolside loungers... areas requiring a center post umbrella shade solution (branded or non-branded) with a moderate wind tolerance.



round / 6 ribs



square / 4 ribs



CENTER POLE
 Aluminum pole
 Ø: 1.5 inch
 (38mm)



BASE OPTIONS
 Fits multiple bases
 for any application
 that is required



COVER BAG
 Comes as standard
 with a durable
 nylon zipper




SUITS POOLSIDES
 Made from
 hard-wearing chlorine-
 resistant materials



EASY CLEANING
 Simply wipe
 down with soap
 and water



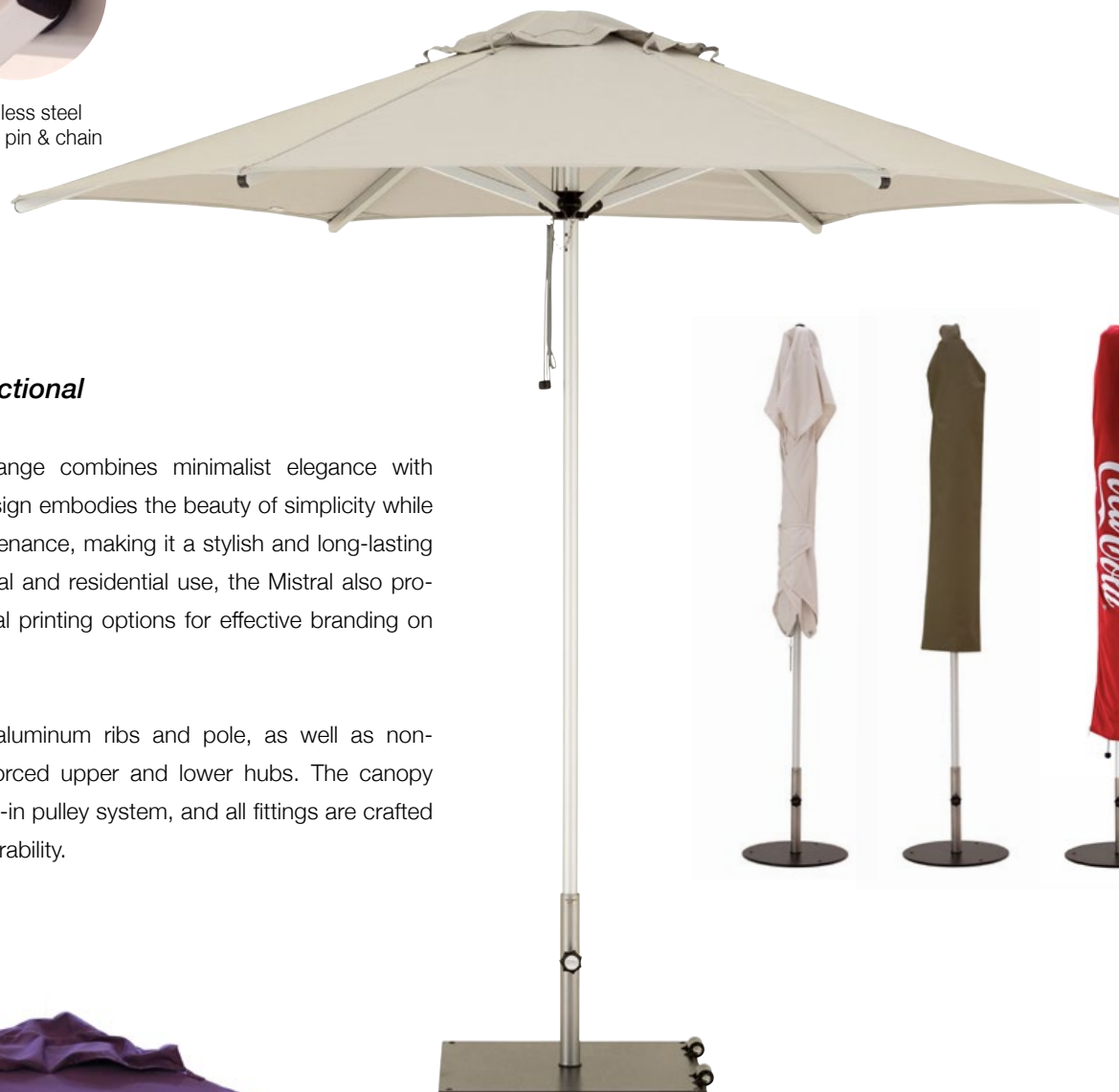




Aluminum
ribs and arms



Stainless steel
fittings, pin & chain



Versatile | Balanced | Functional

The Mistral Market Parasol Range combines minimalist elegance with functional durability. Its sleek design embodies the beauty of simplicity while offering resilience and low maintenance, making it a stylish and long-lasting choice. Ideal for both commercial and residential use, the Mistral also provides premium screen and digital printing options for effective branding on OEM orders.

Features include anodized aluminum ribs and pole, as well as non-corrosive composite glass-reinforced upper and lower hubs. The canopy opens smoothly thanks to a built-in pulley system, and all fittings are crafted from stainless steel for added durability.



Nylon composite
hub and runner



Smart canopy
attachment



Natural anodized
aluminum pole

base options

with packaged dimensions

mistral tube

SKU: SSTUBE/48 | Weight: 38.2 lbs
Length: 21.9" | Width: 4.1" | Height: 2.2"



concrete base

SKU: CBS/BA | Weight: 66 lbs
Length: 22.2" | Width: 22.4" | Height: 2.8"

Galvanized tube included in all base prices

SKU: CBS/48 | Weight: 3.1 lbs
Length: 5.9" | Width: 5.9" | Height: 6.6"



SKU: SMBWW609 | Weight: 65 lbs
Length: 24" | Width: 24" | Height: 2.8"

SKU: SMBWW700 | Weight: 86 lbs
Length: 27.5" | Width: 27.5" | Height: 3.1"



square metal base

round metal base

SKU: RMBS508 | Weight: 35 lbs
Length: 20"
Width: 20"
Height: 2.2"



bayonet deluxe mount

SKU: IGBAY/48 | Weight: 12.6 lbs
Length: 42.1" | Width: 5.1" | Height: 4.5"



deck mount

SKU: DECKM | Weight: 15.4 lbs
Length: 13.4" | Width: 13.4" | Height: 4.5"



table clamp

SKU: SSTABLE/48 | Weight: 1.2 lbs
Length: 1.9" | Width: 1.9" | Height: 5.8"



concrete mount

SKU: C/MOUNT | Weight: 6.6 lbs
Length: 7.9" | Width: 7.9" | Height: 0.4"

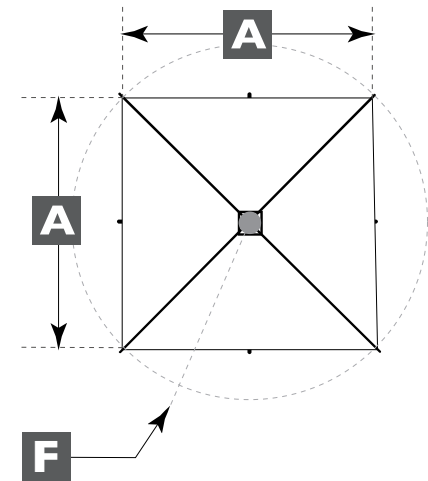
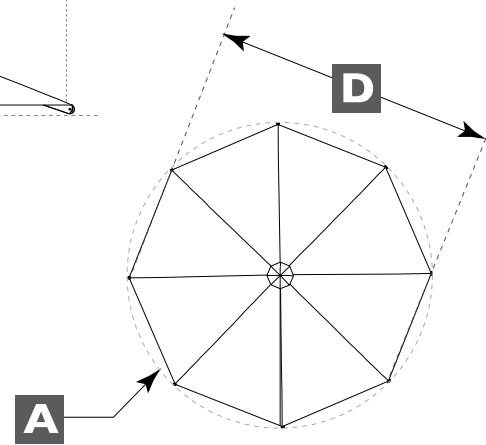
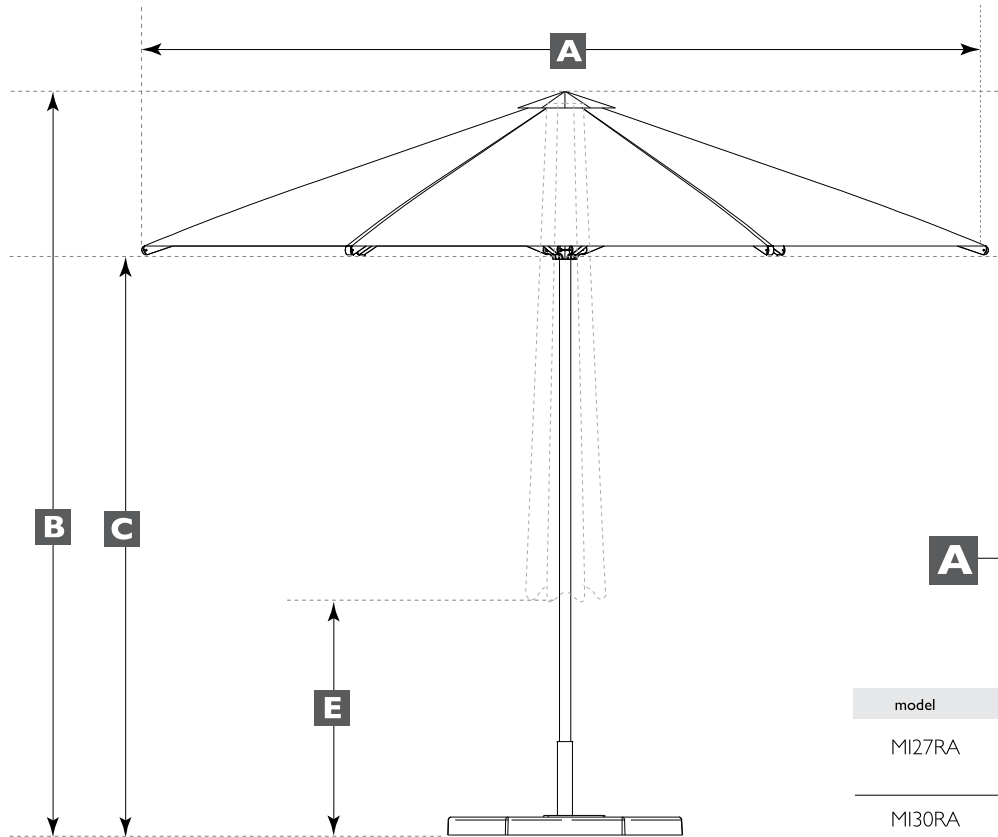


under ground mount





SKU: UNGR | Weight: 13.2 lbs
Length: 22" | Width: 8.2" | Height: 8.2"



technical dimensions



- A** Canopy size:
 Round: size is measured from tip to tip through the center
 Square: size is measured from tip to tip on one side
 Rectangle: size is measured from tip to tip on long side and short side
- B** Height of structure
- C** Head clearance from arm tip
- D** Minimum width
- E** Ground clearance when closed
- F** Maximum length of rotation
- Rotation point

model	shape		A (size)	B	C	D	E	F*
MI27RA	Round 6 arms		8'53" 2.6 m	8'3" 2.53 m	6'56" 2.0 m	7'38" 2.25 m	3'67" 1.12 m	NA
MI30RA	Round 6 arms		9'71" 2.96 m	8'3" 2.53 m	7'12" 2.17 m	8'43" 2.57 m	3'08" 0.94 m	NA
MI20SA	Square 4 arms		6'56" 2.0 m	8'3" 2.53 m	6'14" 1.87 m	NA	3'25" 0.99 m	4'75" 1.41 m
MI25SA	Square 4 arms		8'2" 2.5 m	8'3" 2.53 m	6'14" 1.87 m	NA	2'43" 0.74 m	5'97" 1.77 m

* This distance is measured from the pivot point to the farthest distance from this point on the umbrella. The distance defines the radius of the circle created as the umbrella rotates 360°. All vertical measurements are taken from the ground level, including concrete slab base. All imperial measurements have been converted from metric and rounded off to the nearest inch. For exact dimensions refer to metric measurements.



Storm

tested in challenging conditions at South Africa's Cape of Storms

Wind Rating:

Strong Breeze

Application:

Patios, restaurants, hotels, poolside loungers... areas that require a center post umbrella shade solution (branded or non-branded) with a strong wind tolerance.



CENTER POLE

304 stainless steel pole
Ø: 2.4 inch (60mm)



BASE OPTIONS

Fits multiple bases for any application that is required



COVER BAG

Comes as standard with a durable nylon zipper



SUITS POOLSIDES

Made from hard-wearing chlorine-resistant materials




EASY CLEANING

Simply wipe down with soap and water








304 stainless
steel pole



Stainless steel
hub and runner



Stainless steel
connectors



Stainless steel
pulleys and pole



Secure eyelet
canopy attachment

Robust | Unyielding | Durable

The Storm is constructed from corrosion-resistant aluminum and stainless steel, designed to withstand the harshest weather conditions. Its built-in quattro pulley system, made entirely of stainless steel, ensures smooth and effortless operation day after day. The 60mm (2.36 inches) diameter center pole, with a 2mm (0.08 inches) wall thickness, serves as the strong backbone of the Storm. All components—including the pole, joint plates, pulleys, hubs, and canopy attachment eyelets—are forged from the highest-grade stainless steel.

Woodline has also selected and developed the most resilient canopy fabrics to endure strong winds and intense sun exposure, completing the Storm's robust design.

base options

with packaged dimensions



rope
lock
stand

SKU: RLOCK | Weight: 11.5 lbs
Length: 22.8" | Width: 9.1" | Height: 8.5"



double stack
metal plate base

SKU: DSPM | Weight: 286 lbs
Length: 31.5" | Width: 31.5" | Height: 1.57"

under
ground
mount

SKU: UNGR | Weight: 13.2 lbs
Length: 22" | Width: 8.2" | Height: 8.2"



paver
base

Concrete pavers not supplied

SKU: PVB/8 | Weight: 304 lbs
Length: 33.86" | Width: 33.66"
Height: 4.13"



concrete mount

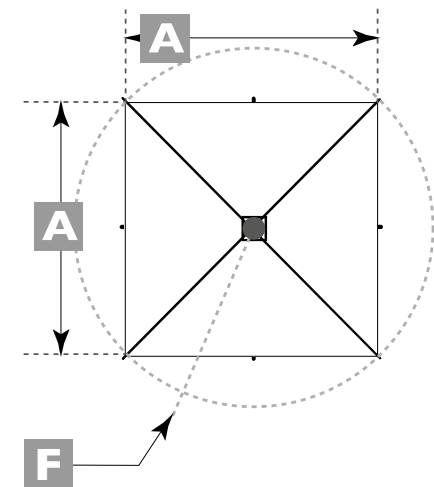
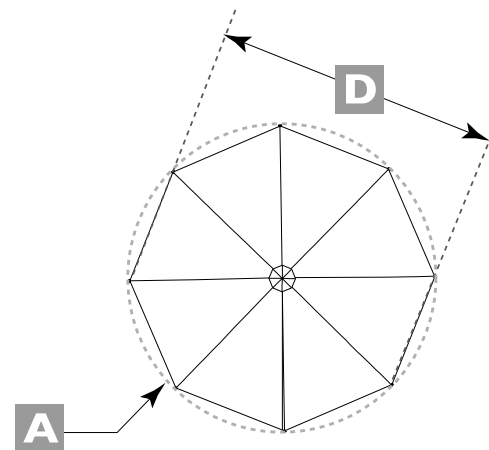
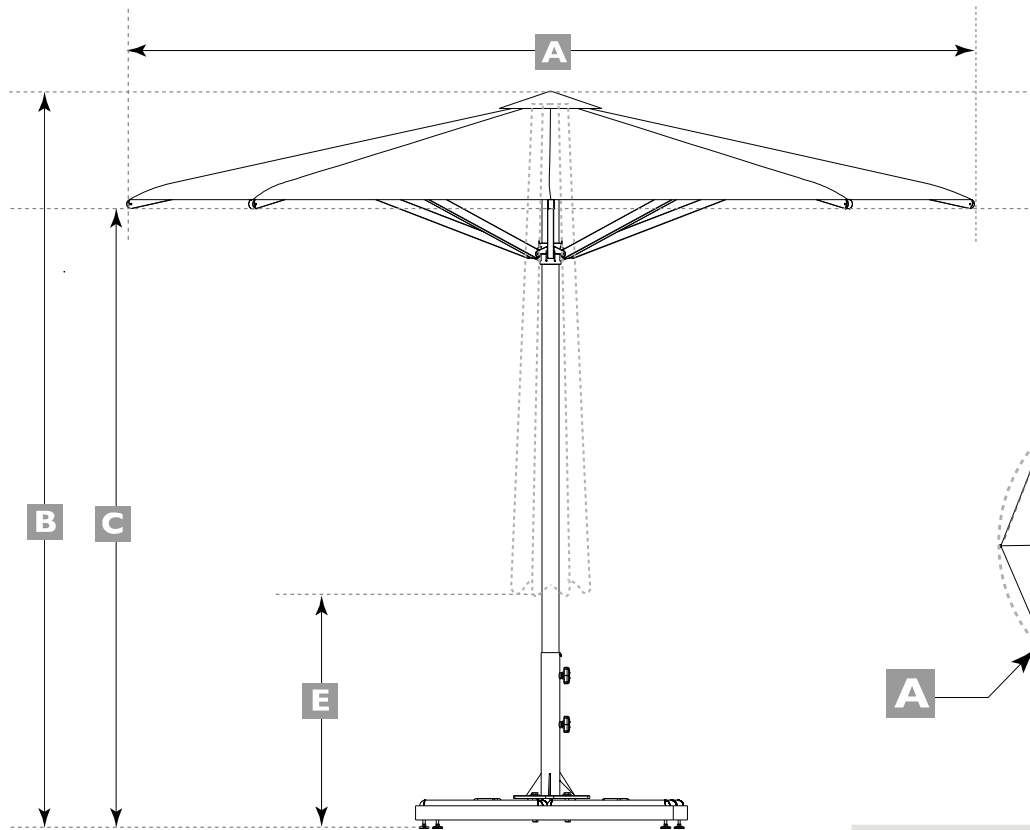
SKU: CMOUNT | Weight: 6.6 lbs
Length: 7.9" | Width: 7.9" | Height: 0.4"





deck mount

SKU: DECKM | Weight: 15.4 lbs
Length: 13.4" | Width: 13.4" | Height: 4.5"

technical dimensions



- A** Canopy size:
 Round: size is measured from tip to tip through the center
 Square: size is measured from tip to tip on one side
 Rectangle: size is measured from tip to tip on long side and short side
- B** Height of structure
- C** Head clearance from arm tip
- D** Minimum width
- E** Ground clearance when closed
- F** Maximum length of rotation
- Rotation point

model	shape		A (size)	B	C	D	E	F*
ST35RSS	Round 8 arms		11'48" 3.5 m	8'96" 2.73 m	8'17" 2.49 m	10'43" 3.18 m	2'99" 0.91 m	NA
ST30SSS	Square 8 arms		9'84" 3.0 m	8'96" 2.73 m	7'32" 2.23 m	NA	1'61" 0.49 m	6'11" 2.12 m

* This distance is measured from the pivot point to the farthest distance from this point on the umbrella. The distance defines the radius of the circle created as the umbrella rotates 360°. All vertical measurements are taken from the ground level, including paver base. All imperial measurements have been converted from metric and rounded off to the nearest inch. For exact dimensions refer to metric measurements.



Bravura

beauty and strength combine with mixed medium components

Wind Rating:

Moderate Breeze

Application:

Patios, restaurants, hotels, poolside loungers... areas requiring a center post umbrella shade solution (branded or non-branded) with a contemporary look and moderate wind tolerance.



round / 8 ribs



square / 8 ribs



rectangular / 8 ribs



CENTER POLE

Ø: 1.5 inch (38mm)
Ø: 1.9 inch (48mm)
Ø: 2.4 inch (60mm)



BASE OPTIONS

Fits multiple bases for any application that is required



COVER BAG

Comes as standard with a durable nylon zipper



SUITS POOLSIDES

Made from hard-wearing chlorine-resistant materials



EASY CLEANING


Simply wipe down with soap and water







Hardwood hub
and runner



Stainless steel pin
& leather rope clip



Bold | Sophisticated | Innovative

The Bravura range offers a modern twist on Woodline's classic market parasol, blending the beauty and strength of mixed materials with a unique contemporary style. The sleek anodized aluminum frame is beautifully complemented by warm eucalyptus hubs, combining elegance with durability. The double pulley system, equipped with a genuine leather rope clip and stainless steel components, ensures smooth, long-lasting operation. Plus, the smart canopy attachment system makes it easy to remove the fabric for washing or seasonal updates.



Aluminum
arms and ribs



Stainless steel pulleys
& aluminum pole



Smart canopy
attachment

base options

with packaged dimensions



bravura tube

Tube included in all base prices

SKU: SSTUBE/48 | Weight: 3.1 lbs
Length: 21.9" | Width: 4.1" | Height: 3.3"

SKU: SSTUBE/57 | Weight: 3.5 lbs
Length: 21.9" | Width: 4.1" | Height: 3.3"

SKU: SSTUBE/70 | Weight: 5.2 lbs
Length: 22.8" | Width: 4.1" | Height: 3.3"



concrete base

SKU: CBS/BA | Weight: 66 lbs
Length: 22.2" | Width: 22.4" | Height: 2.8"

SKU: CBM/BA | Weight: 122 lbs
Length: 29.7" | Width: 28.9" | Height: 3.9"

Galvanized tube included in all base prices

SKU: CBS/48 | Weight: 3.1 lbs
Length: 5.9" | Width: 5.9" | Height: 6.6"

SKU: CBM/57 | Weight: 3.5 lbs
Length: 7.5" | Width: 8.7" | Height: 10.6"



paver base

Concrete pavers not supplied

SKU: PVB/8 | Weight: 176 lbs
Length: 33.86" | Width: 33.66"
Height: 4.13"

square metal base

SKU: SMBWW609 | Weight: 65 lbs
Length: 24" | Width: 24" | Height: 2.8"

SKU: SMBWW700 | Weight: 86 lbs
Length: 27.5" | Width: 27.5" | Height: 3.1"



underground mount

SKU: UNGR | Weight: 13.2 lbs
Length: 22" | Width: 8.2" | Height: 8.2"

bayonet deluxe mount

SKU: IGBAY/48 | Weight: 12.6 lbs
Length: 42.1" | Width: 5.1" | Height: 4.5"

SKU: IGBAY/57 | Weight: 13.7 lbs
Length: 42.1" | Width: 5.1" | Height: 4.5"

SKU: IGBAY/70 | Weight: 16.5 lbs
Length: 42.1" | Width: 5.1" | Height: 4.5"



concrete mount

SKU: CMOUNT | Weight: 6.6 lbs
Length: 7.9" | Width: 7.9" | Height: 0.4"

table clamp

SKU: SSTABLE/48 | Weight: 1.2 lbs
Length: 1.9" | Width: 1.9" | Height: 5.8"

SKU: SSTABLE/57 | Weight: 1.4 lbs
Length: 2.2" | Width: 2.2" | Height: 5.8"



round metal base

SKU: RMBS508 | Weight: 35 lbs
Length: 20" | Width: 21.5" | Height: 2.2"

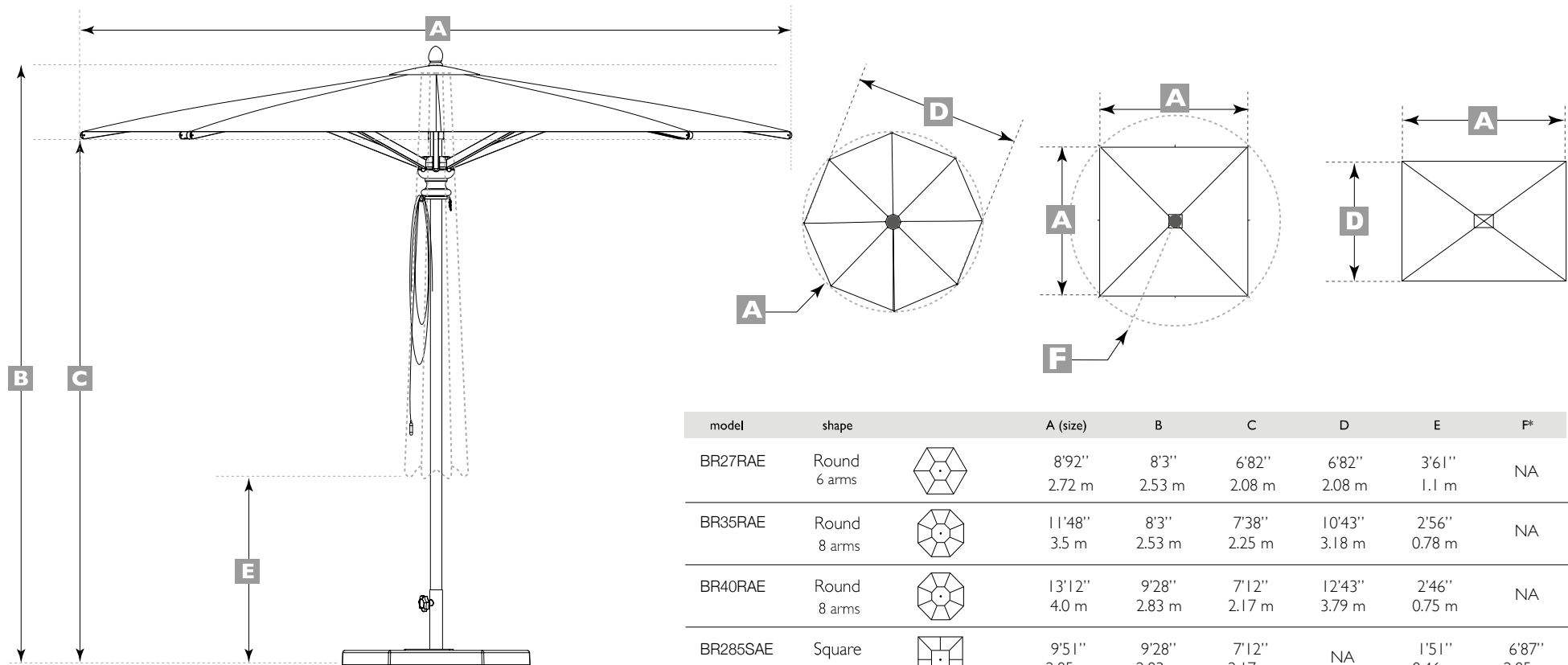


deck mount







SKU: DECKM | Weight: 15.4 lbs
Length: 13.4" | Width: 13.4" | Height: 4.5"



technical dimensions



- A** Canopy size:
 Round: size is measured from tip to tip through the center
 Square: size is measured from tip to tip on one side
 Rectangle: size is measured from tip to tip on long side and short side
- B** Height of structure
- C** Head clearance from arm tip
- D** Minimum width
- E** Ground clearance when closed
- F** Maximum length of rotation
- Rotation point

model	shape		A (size)	B	C	D	E	F*
BR27RAE	Round 6 arms		8'92" 2.72 m	8'3" 2.53 m	6'82" 2.08 m	6'82" 2.08 m	3'61" 1.1 m	NA
BR35RAE	Round 8 arms		11'48" 3.5 m	8'3" 2.53 m	7'38" 2.25 m	10'43" 3.18 m	2'56" 0.78 m	NA
BR40RAE	Round 8 arms		13'12" 4.0 m	9'28" 2.83 m	7'12" 2.17 m	12'43" 3.79 m	2'46" 0.75 m	NA
BR285SAE	Square 8 arms		9'51" 2.85 m	9'28" 2.83 m	7'12" 2.17 m	NA	1'51" 0.46 m	6'87" 2.05 m
BR35SAE	Square 8 arms		11'48" 3.5 m	9'28" 2.83 m	7'05" 2.15 m	NA	2'4" 0.73 m	8'12" 2.47 m
BR223REAE	Rectangle 8 arms		9'84" x 7'22" 3.0 x 2.2 m	8'3" 2.53 m	7'41" 2.26 m	7'22" 2.2 m	2'66" 0.81 m	NA

* This distance is measured from the pivot point to the farthest distance from this point on the umbrella. The distance defines the radius of the circle created as the umbrella rotates 360°. All vertical measurements are taken from the ground level, including paver base. All imperial measurements have been converted from metric and rounded off to the nearest inch. For exact dimensions refer to metric measurements.



Swift

the compact and adjustable parasol that suits small spaces

Wind Rating:

Moderate Breeze

Application:

Balconies, patios, beaches, poolside loungers... or anywhere requiring a center post umbrella shade solution with a moderate wind tolerance.



CENTER POLE

Stainless steel pole
Ø: 1.00 inch (25mm)
Ø: 1.25 inch (32mm)



BASE OPTIONS

Fits multiple bases
for any application
that is required



COVER BAG

Comes as standard
with a durable
nylon zipper



SUITS POOLSIDES

Made from
marine-grade
stainless steel



EASY CLEANING

Simply wipe
down with soap
and water







Stainless steel pole
with telescopic option



Aluminum
arms and ribs



Compact | Lightweight | Portable

The Swift is the ideal parasol for small seating areas, balconies, and compact gardens. Made from top-quality materials, this lightweight and portable design ensures easy setup and long-lasting performance. The stainless steel pole, with an optional telescopic function, is perfect for positioning over outdoor tables or inside swimming pools. The telescopic version features a 32mm (1.25 inches) pole, while the standard solid pole comes in 25mm (1 inch).

With its height-adjustable feature, it's a great fit for tight spaces and can bring shade closer to your sun lounger. Plus, the pointed pole end makes it versatile enough for beach use.




Pointed pole
for beach use



Nylon hub
and runner



Smart canopy
attachment



base options

with packaged dimensions



swift tube

SKU: SSTUBE/32 | Weight: 1.1 lbs
Length: 1.3" | Width: 1.3" | Height: 10"

SKU: SSTUBE/38 | Weight: 1.3 lbs
Length: 1.5" | Width: 1.5" | Height: 10"



deck mount

SKU: DECKM | Weight: 15.4 lbs
Length: 13.4" | Width: 13.4" | Height: 4.5"



round metal base

SKU: RMBS508 | Weight: 35 lbs
Length: 20" | Width: 20" | Height: 2.2"



underground mount

SKU: UNGR | Weight: 13.2 lbs
Length: 22" | Width: 8.2" | Height: 8.2"



square metal base

SKU: SMBWW609 | Weight: 65 lbs
Length: 24" | Width: 24" | Height: 2.8"

SKU: SMBWW700 | Weight: 86 lbs
Length: 27.5" | Width: 27.5" | Height: 3.1"



concrete base

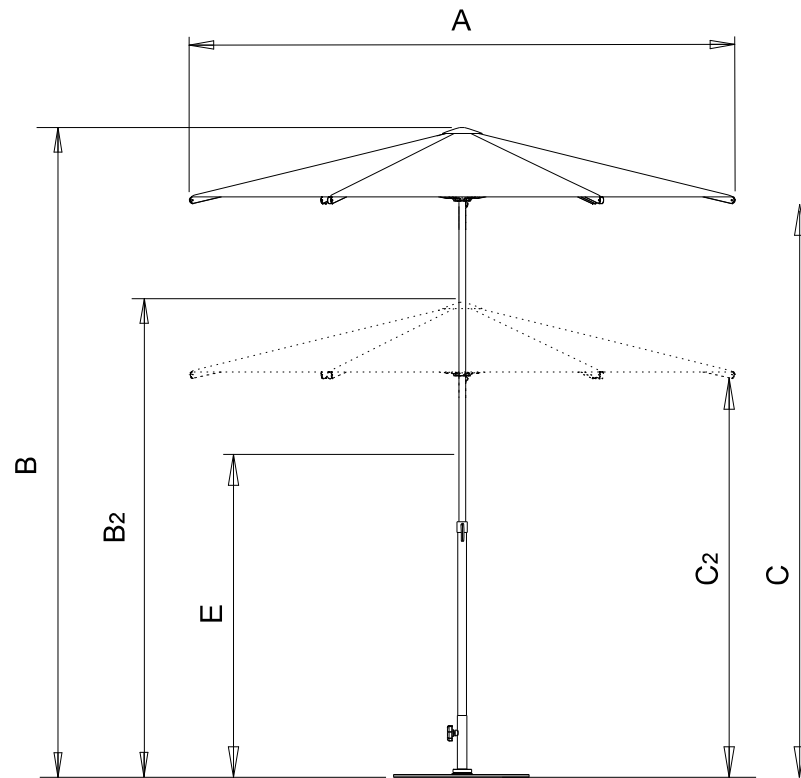
SKU: CBS/BA | Weight: 66 lbs
Length: 22.2" | Width: 22.4" | Height: 2.8"

Galvanized tube included in all base prices

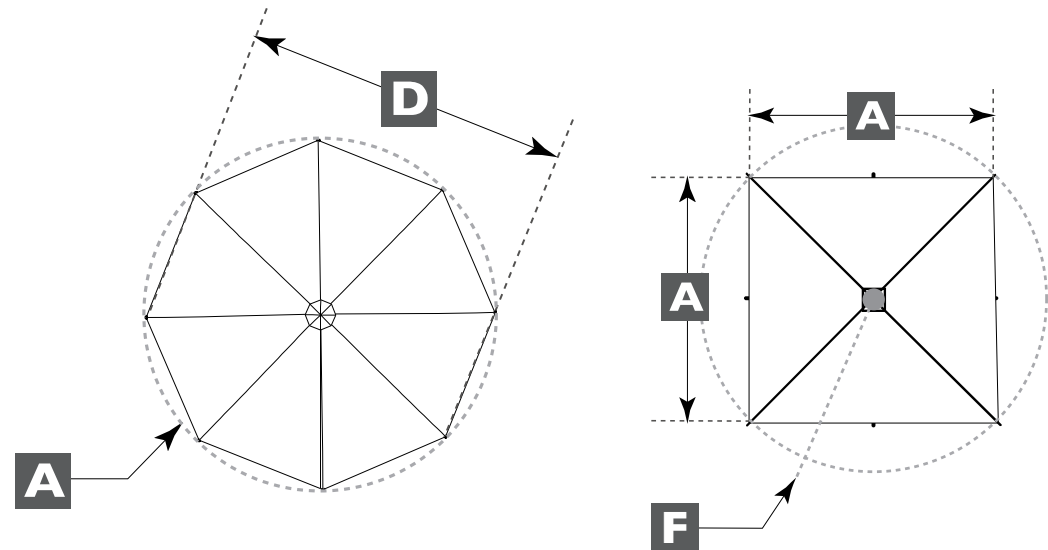
SKU: CBSS/32 | Weight: 1.5 lbs
Length: 1.3" | Width: 1.3" | Height: 10"





SKU: CBSS/38 | Weight: 1.7 lbs
Length: 1.5" | Width: 1.5" | Height: 10"

technical dimensions



- A** Canopy size:
 Round: size is measured from tip to tip through the center
 Square: size is measured from tip to tip on one side
 Rectangle: size is measured from tip to tip on long side
- B** Max Height of structure (telescopic pole)
- B2** Max Height of structure (non-telescopic pole)
- C** Head clearance from arm tip (telescopic pole)
- C2** Head clearance from arm tip (non-telescopic pole)
- D** Minimum width
- E** Ground clearance when closed
- F*** Maximum length of rotation
- Rotation point



model	shape		A	B	B2	C	C2	D	E
SW25RTS <i>Telescopic pole</i>	Round 6 arms		8'01" 2.5 m	8'53" 2.6 m	5'22" 1.59 m	7'87" 2.4 m	4'36" 1.33 m	7'32" 2.23 m	3'67" 1.12 m
SW25RSS <i>Non-telescopic pole</i>	Round 6 arms		8'01" 2.5 m	7'87" 2.4 m	NA	7'25" 2.21 m	NA	7'32" 2.23 m	3'67" 1.12 m
SW20STS <i>Telescopic pole</i>	Square 4 arms		6'56" 2.0 m	8'53" 2.6 m	5'22" 1.59 m	7'87" 2.4 m	4'36" 1.33 m	NA	4'75" 1.41 m
SW20SSS <i>Non-telescopic pole</i>	Square 4 arms		6'56" 2.0 m	7'87" 2.4 m	NA	7'28" 2.22 m	NA	NA	4'75" 1.41 m

* This distance is measured from the pivot point to the farthest distance from this point on the umbrella. The distance defines the radius of the circle created as the umbrella rotates 360°. All vertical measurements are taken from the ground level, including concrete slab base. All imperial measurements have been converted from metric and are rounded to the nearest inch. For exact dimensions refer to metric measurements.



Papillon

Our dual post shade structure – in a league of its own

Wind Rating:

Moderate Breeze

Application:

Patios, restaurants, hotels, poolside loungers... areas requiring a large shade solution with a touch of elegance and style. Accommodates 10 to 12 people while two or more structures can be joined.



rectangular



Hardwood and stainless steel



Marine polish stainless steel



Glass bead stainless steel



DUAL POLES

Laminated Hardwood or Stainless Steel
Ø: 2.4 inch (60mm)



BASE OPTIONS

Fits multiple bases for any application that is required



COVER BAG

Comes as standard with a durable nylon zipper



SUITS POOLSIDES


Made from chlorine-resistant materials



EASY CLEANING

Simply wipe down with soap and water



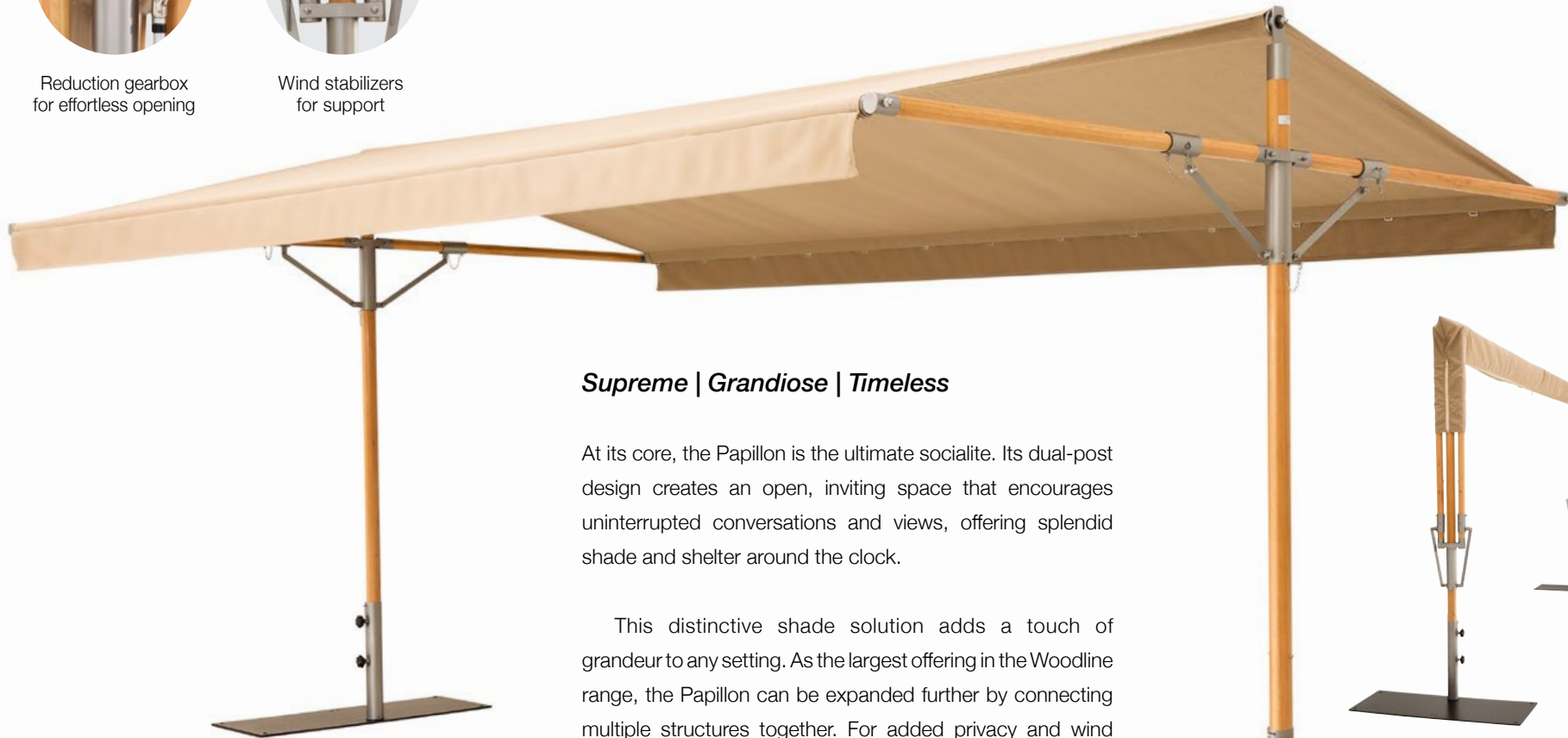




Reduction gearbox
for effortless opening



Wind stabilizers
for support



Supreme | Grandiose | Timeless

At its core, the Papillon is the ultimate socialite. Its dual-post design creates an open, inviting space that encourages uninterrupted conversations and views, offering splendid shade and shelter around the clock.

This distinctive shade solution adds a touch of grandeur to any setting. As the largest offering in the Woodline range, the Papillon can be expanded further by connecting multiple structures together. For added privacy and wind protection, fabric walls can be attached directly to the frame and awning. Whether placed side-by-side with an additional rain gutter to form one continuous awning or end-to-end to extend the shaded area, the Papillon provides versatile and impressive coverage.



Two or more structures can be placed
side-by-side with side and end walls



Optional
rain gutters

base options

with packaged dimensions



papillon tube

SKU: SSTUBE/70/PAP | Weight: 5.2 lbs
Length: 22.8" | Width: 4.1" | Height: 3.3"



deck mount

SKU: DECKM | Weight: 15.4 lbs
Length: 13.4" | Width: 13.4" | Height: 4.5"



rectangular
metal base

SKU: PAMB | Weight: 88 lbs
Length: 44.3" | Width: 17.7" | Height: 44.3"

underground
mount

SKU: UNGR | Weight: 13.2 lbs
Length: 22" | Width: 8.2" | Height: 8.2"

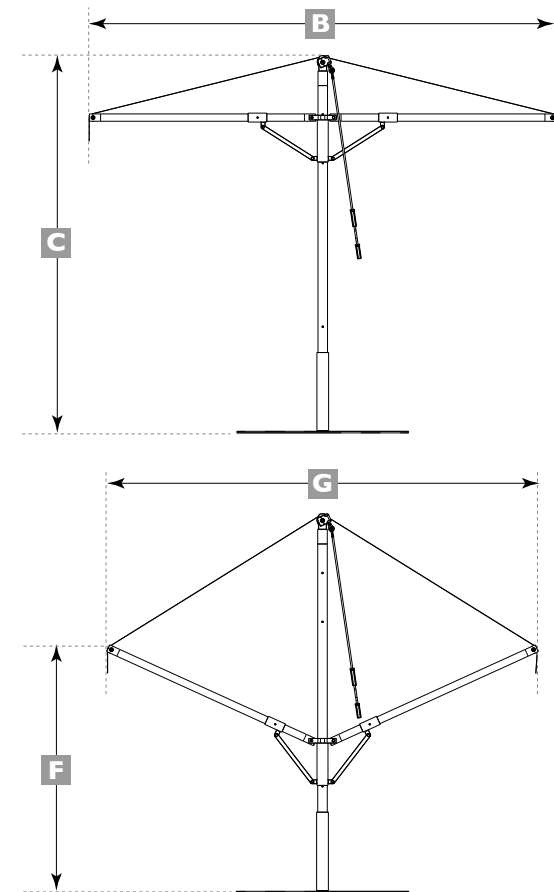
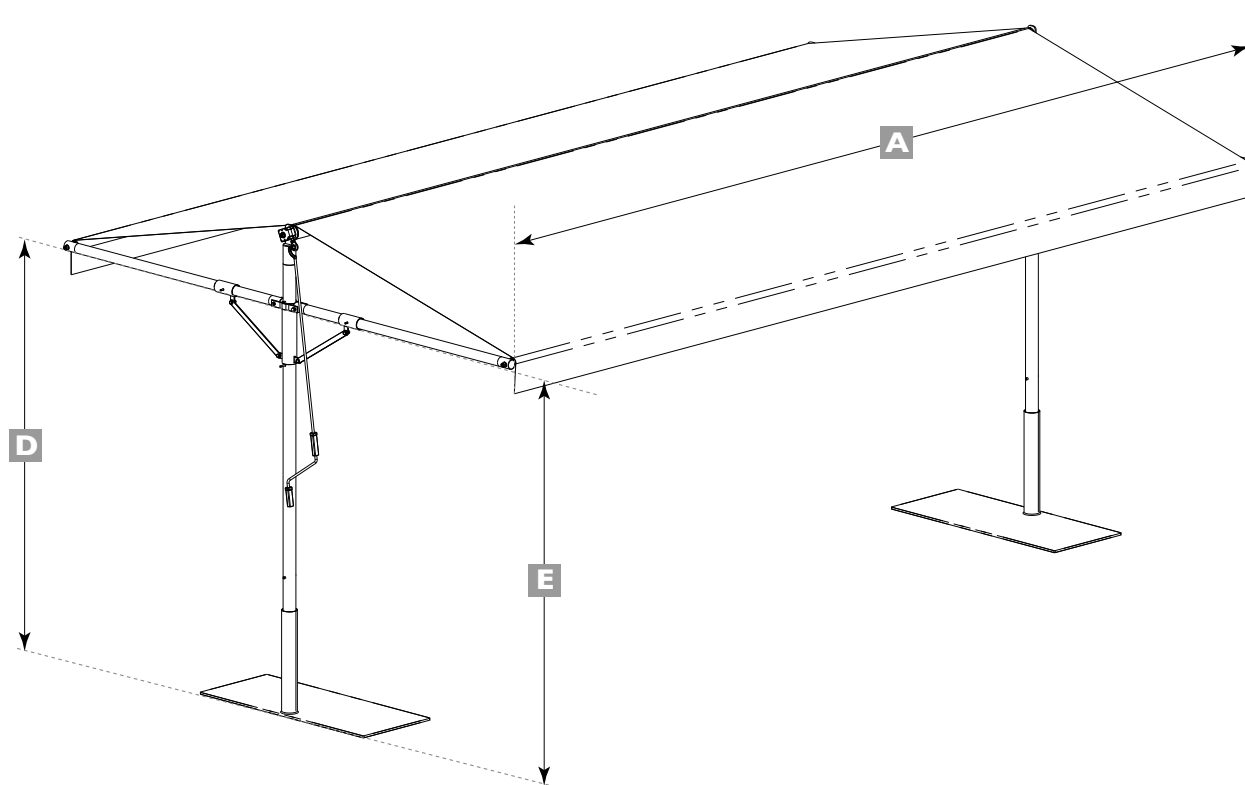


bayonet
deluxe
mount


SKU: IGBAY/70 | Weight: 16.5 lbs
Length: 42.1" | Width: 5.1" | Height: 4.5"



technical dimensions



- A** Canopy length
- B** Width of canopy when fully extended
- C** Top clearance height of structure
- D** Head clearance when fully extended
- E** Head clearance below valance
- F** Head clearance with dropped sides
- G** Width of Papillon with dropped sides

model	shape		A (size)	B	C	D	E	F	G
PA346REE	Rectangle		15'09" 4.6 m	9'84" 3.0 m	8'04" 2.45 m	6'56" 2.0 m	6'07" 1.85 m	5'41" 1.65 m	8'79" 2.68 m

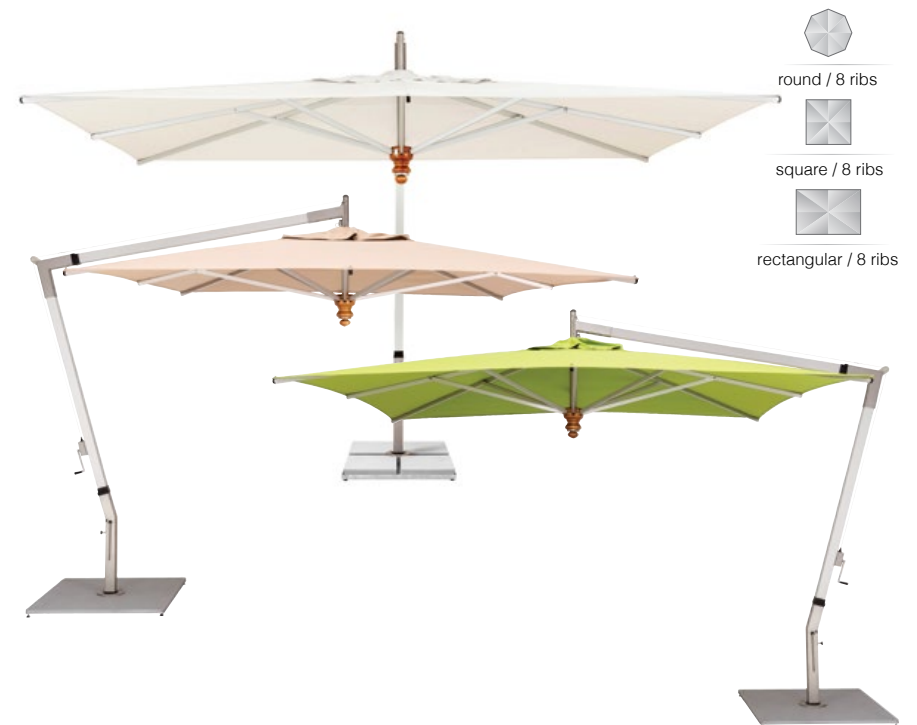
Vertical measurements are taken from the ground level, including Rectangular Metal Plate Base. Imperial measurements converted from metric & rounded off to the nearest inch. For exact dimensions refer to metric measurements.



Pendulum

cantilever parasol with 360° rotation & easy canopy removal

Wind Rating: Moderate Breeze
Application: Patios, restaurants, hotels, poolside loungers... areas requiring a large shade solution without obstruction from a center umbrella pole.



CANTILEVER
aluminum pole
with 360° rotate
and lock



BASE OPTIONS
Fits multiple bases
for any application
that is required



COVER BAG
Comes as standard
with a durable
nylon zipper




SUITS POOLSIDES
Made from
chlorine-resistant
materials



EASY CLEANING
Simply wipe
down with soap
and water







Hardwood runner
& hub option



Stainless steel
runner & hub option



Smart canopy
attachment



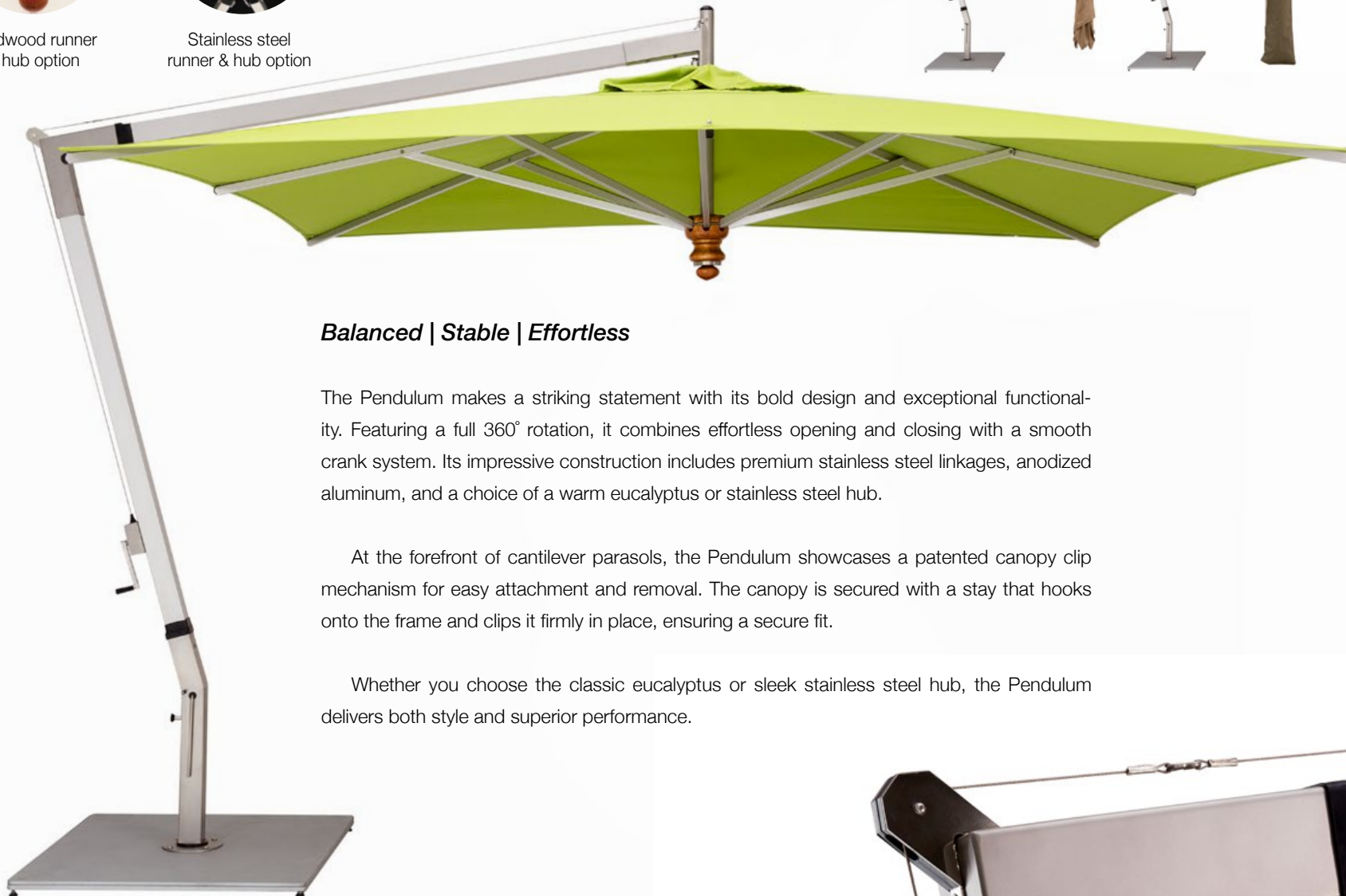
360° rotation system
with locking lever

Balanced | Stable | Effortless

The Pendulum makes a striking statement with its bold design and exceptional functionality. Featuring a full 360° rotation, it combines effortless opening and closing with a smooth crank system. Its impressive construction includes premium stainless steel linkages, anodized aluminum, and a choice of a warm eucalyptus or stainless steel hub.

At the forefront of cantilever parasols, the Pendulum showcases a patented canopy clip mechanism for easy attachment and removal. The canopy is secured with a stay that hooks onto the frame and clips it firmly in place, ensuring a secure fit.

Whether you choose the classic eucalyptus or sleek stainless steel hub, the Pendulum delivers both style and superior performance.



base options

with packaged dimensions



pendulum
spigot

Spigot is included with structure

paver base

Concrete pavers not supplied

SKU: PVB/8 | Weight: 304 lbs

Length: 33.86" | Width: 33.66" | Height: 4.13"



underground
mount

SKU: UNGR | Weight: 13.2 lbs

Length: 22" | Width: 8.2" | Height: 8.2"



double stack
metal plate base

SKU: DSPL | Weight: 463 lbs

Length: 37.4" | Width: 37.4" | Height: 1.85"



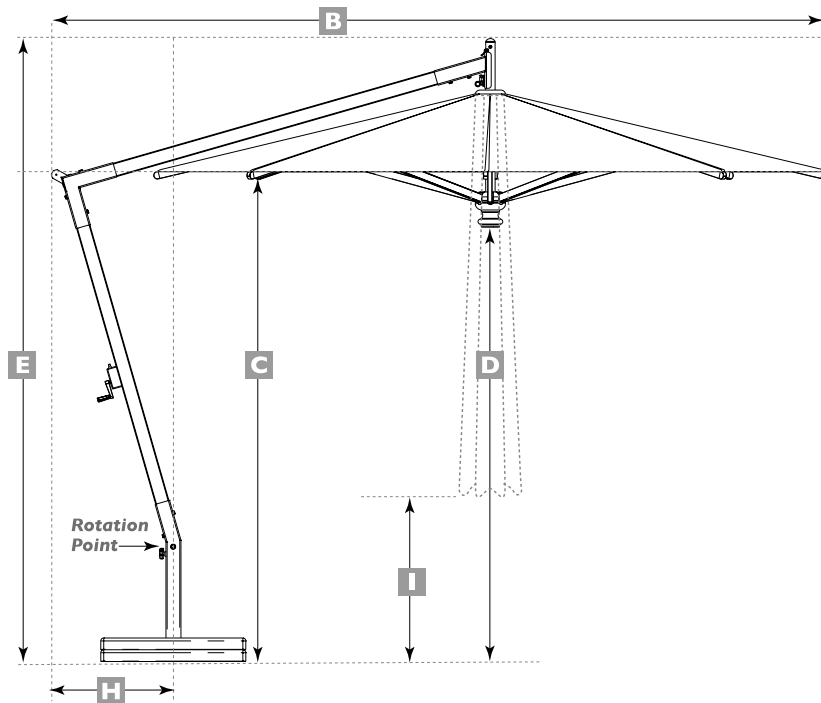
deck mount

SKU: DECKM | Weight: 15.4 lbs

Length: 13.4" | Width: 13.4" | Height: 4.5"



technical dimensions



A Canopy size:

- Round: size is measured from tip to tip through the center
- Square: size is measured from tip to tip on one side
- Rectangle: size is measured from tip to tip on long side and short side

B Back of pulley to front of canopy

C Head clearance from rib tip

D Head clearance below hub

E Overall height

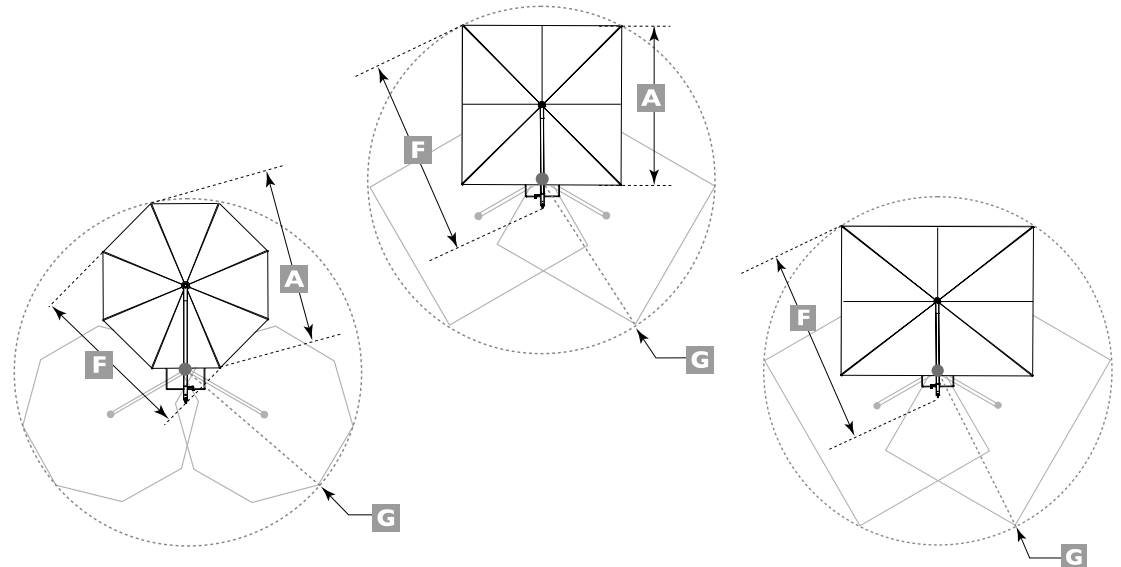
F Maximum distance between ends




G* Rotation point to farthest arm tip

H Minimum clearance from rib tip

I Ground clearance when closed

● Rotation point, 360°



model	shape		A (size)	B	C	D	E	F	G*	H	I
PE40RAS	Round 8 arms & struts		13'12" 4.0 m	13'52" 4.12 m	8'4" 2.56 m	7'12" 2.17 m	10'27" 3.13 m	13'91" 4.24 m	11'94" 3.64 m	1'8" 0.55 m	2'81" 0.855 m
PE35SAS	Square 8 arms & struts		11'48" 3.5 m	13'22" 4.03 m	8'2" 2.5 m	7'09" 2.16 m	10'20" 3.11 m	13'52" 4.12 m	12'8" 3.9 m	1'8" 0.55 m	1'28" 0.39 m
PE34REAS	Rectangle 8 arms & struts		9'84" x 13'12" 3.0 x 4.0 m	12'5" 3.81 m	8'2" 2.5 m	7'09" 2.16 m	10'27" 3.13 m	14'3" 4.36 m	12'8" 3.9 m	1'8" 0.55 m	1'05" 0.32 m

* This distance is measured from the pivot point to the farthest distance from this point on the umbrella. The distance defines the radius of the circle created as the umbrella rotates 360°. All vertical measurements are taken from the ground level, including the Paver Base. All imperial measurements converted from metric and rounded off to the nearest inch. For exact dimensions refer to metric measurements.



Pavone

the perfect combination of form, function and flexibility

Wind Rating:

Light Breeze

Application:

Patios, restaurants, hotels, poolside loungers... areas that require a cantilever foldaway umbrella shade solution (branded or non-branded) with a light wind tolerance.



CANTILEVER

Aluminum pole with 360° rotate and lock



BASE OPTIONS

Fits multiple bases for any application that is required



COVER BAG

Comes as standard with a durable nylon zipper



SUITS POOLSIDES

Made from chlorine-resistant materials



EASY CLEANING

Simply wipe down with soap and water








Pistol Grip
black model



Pistol Grip
grey model



Powder coated
ribs, arms & hubs



Foot pedal for
easy 360° rotation



Smart canopy
attachment



Compact | Versatile | User-Friendly

This side post umbrella maximizes your available space by eliminating the need for a central pole base. The Pavone is ideal for large areas as well as private settings, providing ample shade without taking up extra room. It features an easy-to-use crank mechanism and is supported by a high-quality aluminum frame that is rotatable, adjustable, and retractable. Choose from black or grey finishes.

The Pavone combines the versatility of a side post umbrella with the convenience of a foldaway function. Its compact folded footprint saves space, while the 360° rotation and reclining capabilities make it one of the most adaptable shade solutions available.



base options

with packaged dimensions



pavone
foot pedal

Included with structure



concrete mount

SKU: C/MOUNT | Weight: 6.6 lbs

Length: 7.9" | Width: 7.9" | Height: 0.4"



paver base

Concrete pavers not supplied

SKU: PVB/8 | Weight: 304 lbs

Length: 33.86" | Width: 33.66" | Height: 4.13"

double stack metal plate base

SKU: DSPM | Weight: 286 lbs

Length: 31.5" | Width: 31.5" | Height: 1.57"



SKU: DSPL | Weight: 463 lbs

Length: 37.4" | Width: 37.4" | Height: 1.85"



underground mount

SKU: UNGR | Weight: 13.2 lbs

Length: 22" | Width: 8.2" | Height: 8.2"

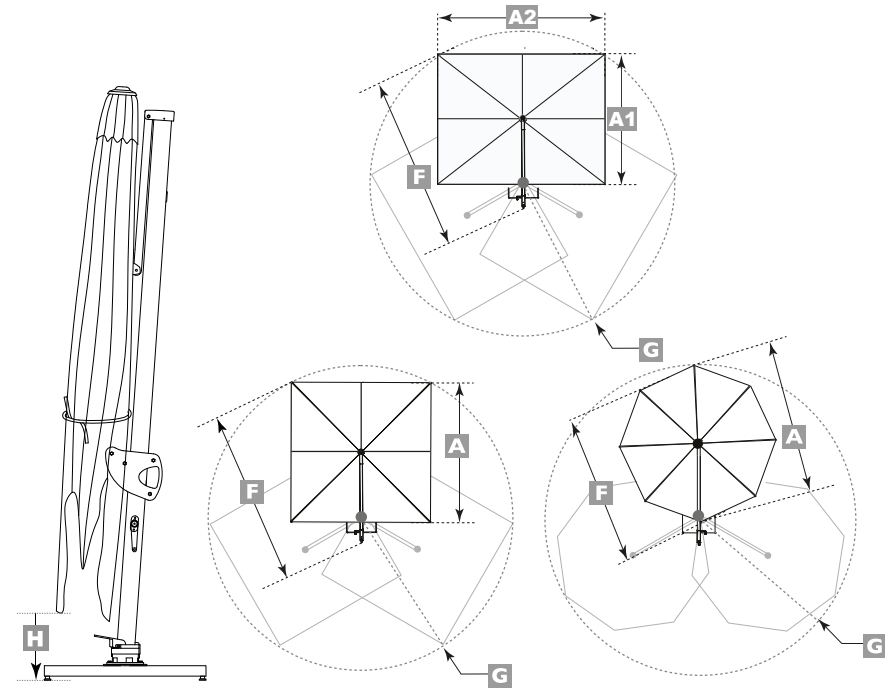
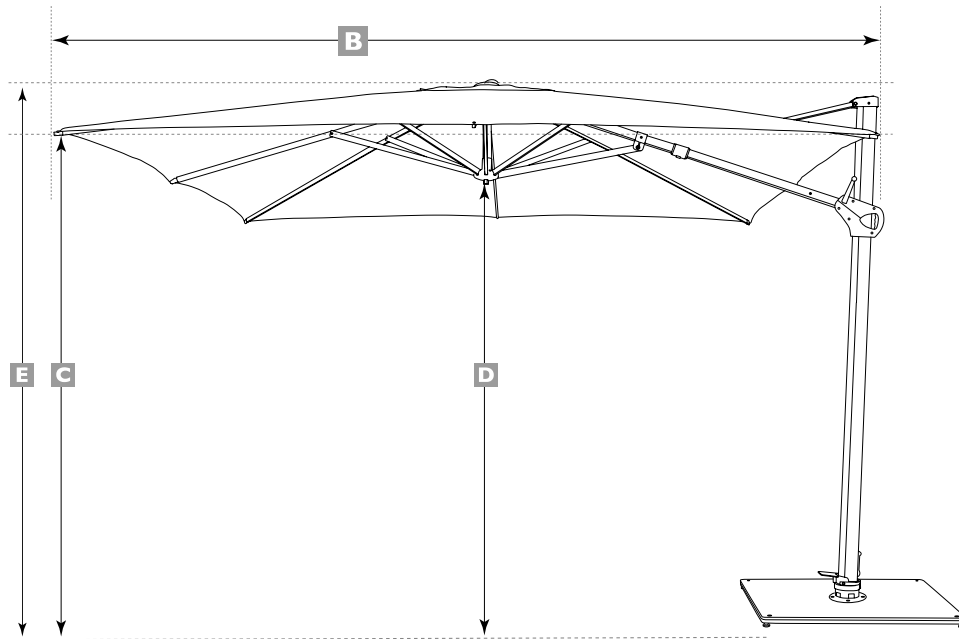


deck mount

SKU: DECKM | Weight: 15.4 lbs




Length: 13.4" | Width: 13.4" | Height: 4.5"

technical dimensions



- A** Canopy size:
 Round: size is measured from tip to tip through the center
 Square: size is measured from tip to tip on one side
 Rectangle: size is measured from tip to tip on long side and short side

- B** Back of pulley to front of canopy
C Head clearance from arm tip
D Head clearance below hub
E Overall height
F Maximum distance between ends
G Rotation point to farthest arm tip
H Floor clearance from arm tip

model	shape		A	B	C	D	E	F	G	H
PA35RA	Octagonal 8 ribs		11'48" 3.5 m	11'71" 3.57 m	7'12" 2.17 m	6'46" 1.97 m	8'86" 2.7 m	10'99" 3.35 m	9'22" 2.81 m	3'08" 0.94 m
PA30SA	Square 8 ribs		9'84" 3.0 m	10'99" 3.35 m	6'89" 2.1 m	6'46" 1.97 m	8'86" 2.7 m	11'91" 3.63 m	10'24" 3.12 m	1'97" 0.6 m
PA34REA	Rectangular 8 ribs		9'84" x 13'12" 3.0 x 4.0 m	10'96" 3.34 m	6'5" 1.98 m	6'43" 1.96 m	8'2" 2.5 m	13'94" 4.25 m	12'47" 3.8 m	0'85" 0.26 m

* This distance is measured from the pivot point to the farthest distance from this point on the umbrella. The distance defines the radius of the circle created as the umbrella rotates 360°. All vertical measurements are taken from the ground level, including base. All imperial measurements converted from metric and rounded off to the nearest inch. For exact dimensions refer to metric measurements.



Picollo

versatile side post parasol with aesthetic design features

Wind Rating:

Light Breeze

Application:


Patios, restaurants, hotels, poolside loungers... areas requiring a shade solution without obstruction from a center umbrella pole.



round / 8 ribs



square / 8 ribs



Spigot features 360° rotate and lock function



CANTILEVER
Aluminum pole with 360° rotate and lock



BASE OPTIONS
Fits multiple bases for any application that is required



COVER BAG
Comes as standard with a durable nylon zipper



SUITS POOLSIDES
Made from chlorine-resistant materials



EASY CLEANING
Simply wipe down with soap and water



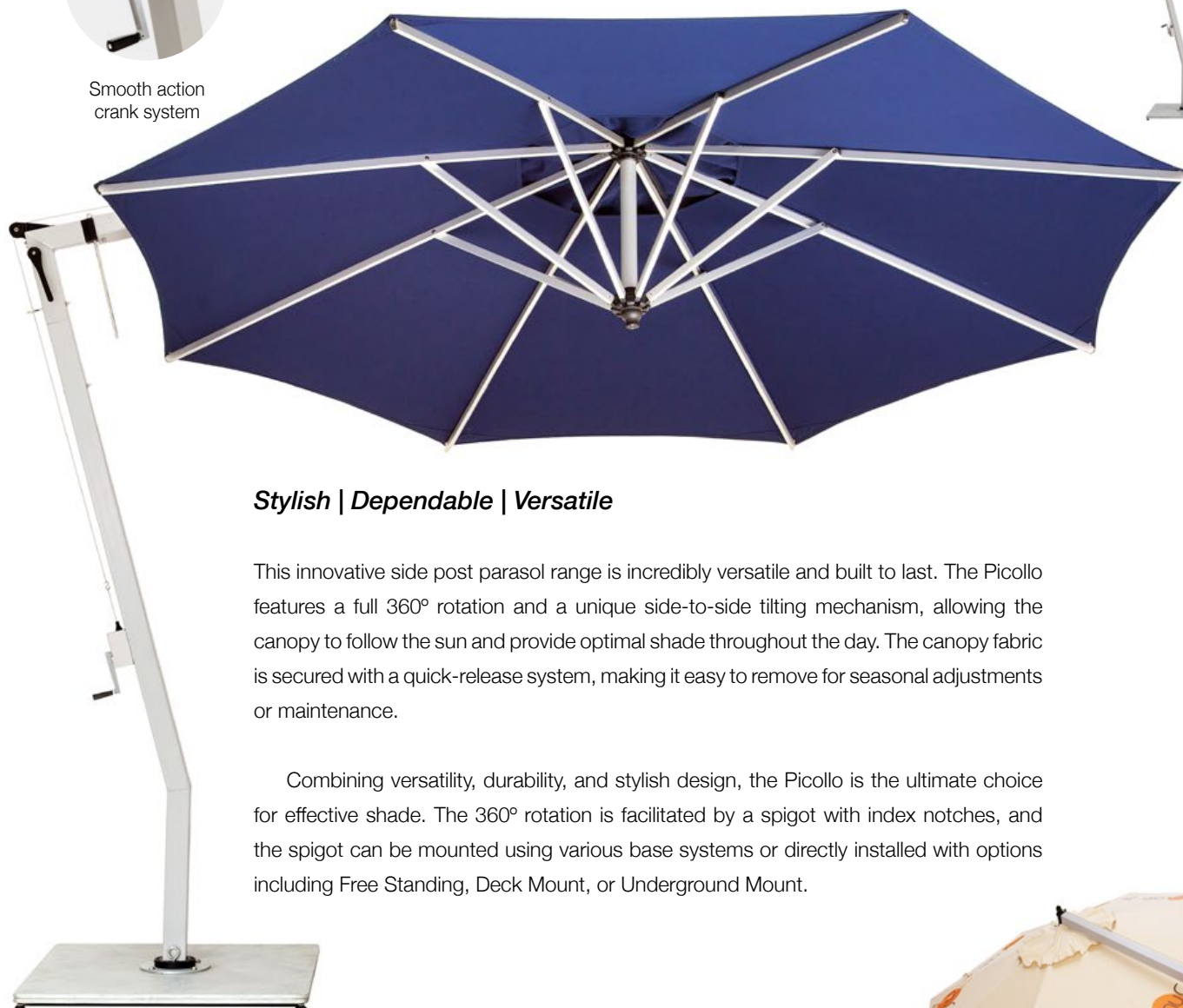




Tilt function allows angling of canopy



Smooth action crank system



Aluminum ribs & arms with composite hubs



Smart canopy attachment



360° rotation system with locking pin

Stylish | Dependable | Versatile

This innovative side post parasol range is incredibly versatile and built to last. The Piccolo features a full 360° rotation and a unique side-to-side tilting mechanism, allowing the canopy to follow the sun and provide optimal shade throughout the day. The canopy fabric is secured with a quick-release system, making it easy to remove for seasonal adjustments or maintenance.

Combining versatility, durability, and stylish design, the Piccolo is the ultimate choice for effective shade. The 360° rotation is facilitated by a spigot with index notches, and the spigot can be mounted using various base systems or directly installed with options including Free Standing, Deck Mount, or Underground Mount.



base options

with packaged dimensions



piccolo
spigot

Spigot is included
with structure



double stack
metal plate base

SKU: DSPM | Weight: 286 lbs

Length: 31.5" | Width: 31.5" | Height: 1.57

deck mount

SKU: DECKM | Weight: 15.4 lbs

Length: 13.4" | Width: 13.4" | Height: 4.5"



paver
base

Concrete pavers not supplied

SKU: PVB/8 | Weight: 304 lbs

Length: 36.4" | Width: 35.8" | Height: 3.5"



underground
mount

SKU: UNGR | Weight: 13.2 lbs

Length: 22" | Width: 8.2" | Height: 8.2"

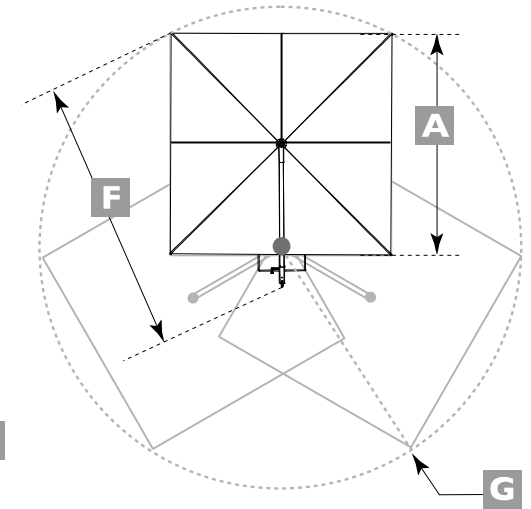
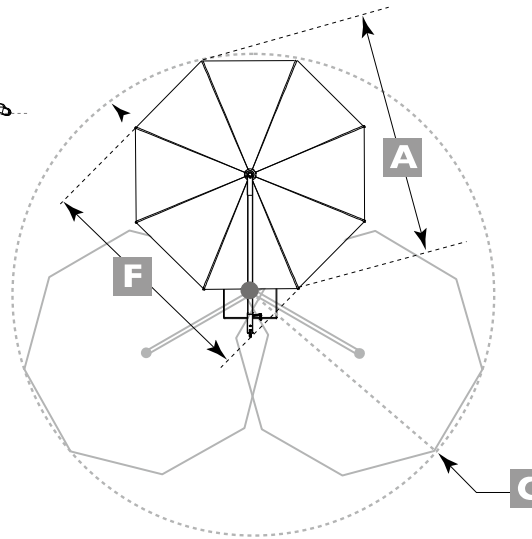
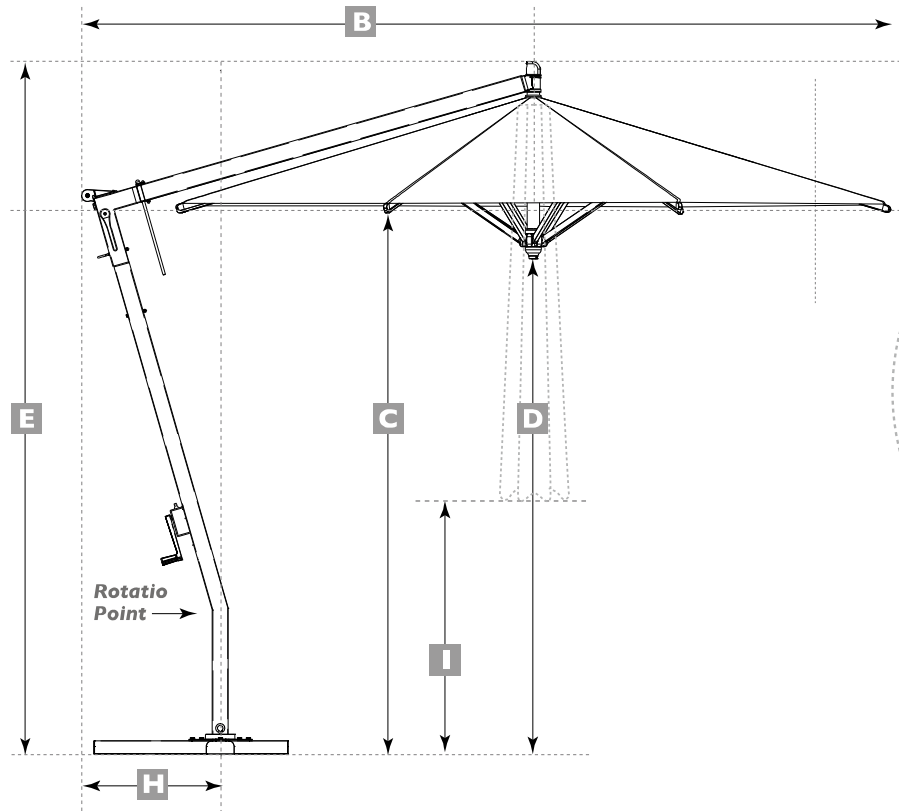


concrete mount

SKU: C/MOUNT | Weight: 6.6 lbs

Length: 7.9" | Width: 7.9" | Height: 0.4"

technical dimensions



- A** Canopy size:
 Round: size is measured from tip to tip through the center
 Square: size is measured from tip to tip on one side
- B** Back of pulley to front of canopy
- C** Head clearance from rib tip
- D** Head clearance below hub
- E** Overall height
- F** Maximum distance between ends
- G*** Rotation point to farthest arm tip
- H** Floor clearance from arm tip
- I** Floor clearance from closed canopy

model	shape	A (size)	B	C	D	E	F	G*	H	I
PI32RA	Round 8 arms & struts	10'5" 3.2 m	10'73" 3.27 m	7'19" 2.19 m	7'2" 2.2 m	8'92" 2.72 m	9'7" 2.958 m	9'22" 2.81 m	1'8" 0.55 m	3'22" 0.98 m
PI30SA	Square 8 arms & struts	9'84" 3.0 m	10'99" 3.35 m	6'89" 2.1 m	6'53" 1.99 m	8'92" 2.72 m	11'91" 3.63 m	10'24" 3.12 m	1'8" 0.55 m	1'48" 0.45 m

* This distance is measured from the pivot point to the farthest distance from this point on the umbrella. The distance defines the radius of the circle created as the umbrella rotates 360°. All vertical measurements are taken from the ground level, including the Paver Base, including free-standing base (2 1/3" height). All imperial measurements converted from metric and rounded off to the nearest inch. For exact dimensions refer to metric measurements.

concrete

superior strength concrete base mounting options

Woodline concrete base systems are made to last. We use a combination of chemical additives, steel wire reinforcing and special fibers to add strength, longevity and a smooth superior finish.



Chemical Additives

Our concrete bases are made with a unique blend of chemical additives for exceptional strength.



Steel Wire Reinforcing

To eliminate fatigue all of our concrete bases use steel wire reinforcing for added stability.



paver base

Consists of a hot-dip galvanized metal frame housing standard 16" square paver slabs each weighing 37 lbs. The Paver Base frame weighs 50 lbs/23 kg and houses either a single layer of 4 x pavers (single layer ≥ 148 lbs/67 kg) or a double layer stack of 8 pavers (double layer ≥ 296

lbs/134 kg) using the included Extension Kit, which is fitted to the frame for more weight. Recommended paver size is 16" x 16" x 2". Pavers can be purchased separately to reduce shipping costs.



Extension Kit
included with base

concrete base

Woodline's popular reinforced hexagonal Concrete Base fits any of our center pole parasols with various combinations of weights and tube sizes available for any application.

Manufactured in our own plant using a unique combination of 35 MPa concrete with a mix of fibers, chemical

additives and steel wire reinforcing. Has molded stainless steel inserts to take your choice of tube or spigot to fit a wide range of parasols.



Features two hand indents
for easy lifting or moving

metal

hard-wearing metal base mounting options

Our sturdy metal stands are available in both hot-dip galvanized and powder coated steel finishes.




Hot-Dip Galvanizing

We use a hot-dip galvanizing process to withstand the harshest outdoor conditions.



Powder Coating

For a high end corrosion-free finish some of our metal plate bases are powder coated.



square metal base

The Square Metal Plate Base comes in two sizes for various wind exposures. Selected sizes come with nylon rollers for ease of mobility.



double stack metal base

Designed for our cantilevers, but also mounts any of our bolt-on pole stands to fit all of our shade solutions. Features height-adjustable nylon feet with stainless steel thread and comes in two sizes with optional locking wheels.



round metal base

One size that can be fitted with various tubes for the center pole range. Powder coated as standard and can also be bolted to the floor for extra stability.



rectangular metal base

Designed to fit the Papillon shade – the rectangular metal base allows for two Papillons to be mounted end-to-end using the modular dual hole system. Powder coated as standard and can also be bolted to the floor for extra stability.



alternative

alternative base mounting options for every requirement

In addition to the various metal and concrete bases, we also manufacture alternative mounting solutions to meet every requirement.



table clamp

1.9" or 2.2" polished stainless steel Table Clamp for bolting onto a wooden or concrete (park) table. Can be mounted from above or below. Features shoe horn and hand wheel for fastening the pole securely.



deck mount

A stainless steel bracket that is bolted directly between the framework of supporting beams underneath a wooden deck. Your choice of Woodline pole or spigot is then bolted from above through the deck directly onto the bracket.



in-ground bayonet

This ingenious mounting system consists of two parts - the in-ground tube which is concreted into the ground, and the bayonet tube which slides into the tube and fastens when twisted. Both parts are made of stainless steel.



concrete mount

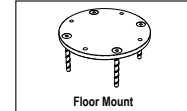
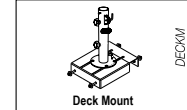
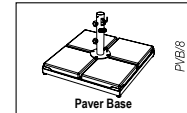
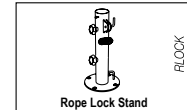
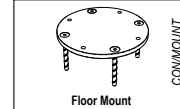
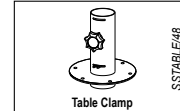
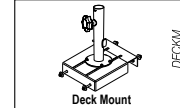
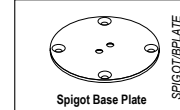
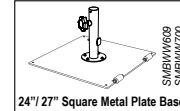
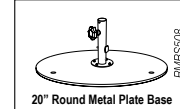
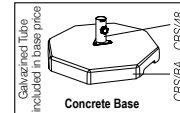
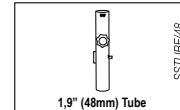
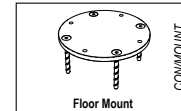
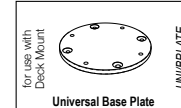
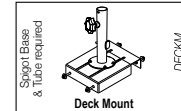
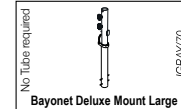
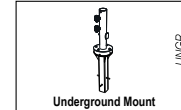
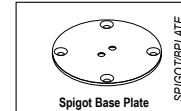
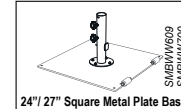
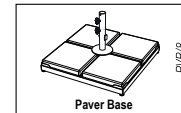
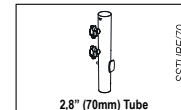
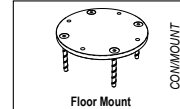
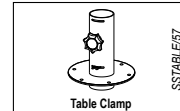
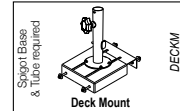
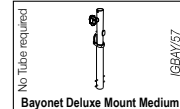
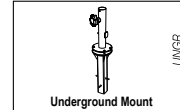
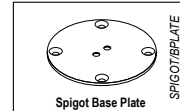
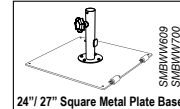
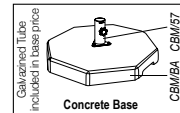
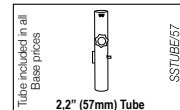
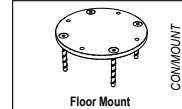
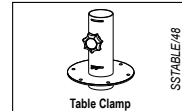
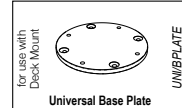
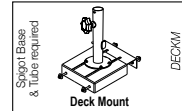
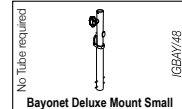
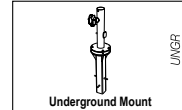
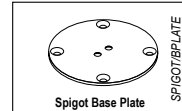
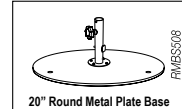
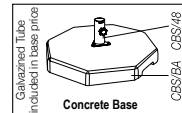
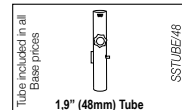
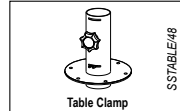
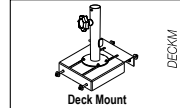
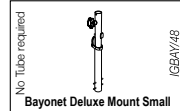
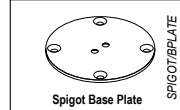
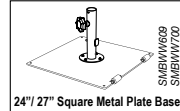
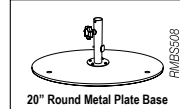
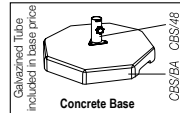
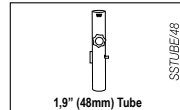
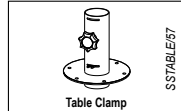
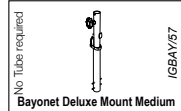
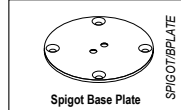
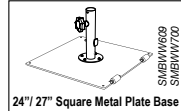
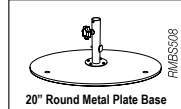
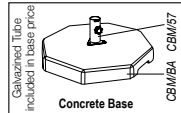
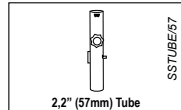
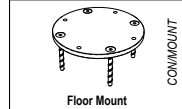
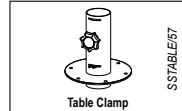
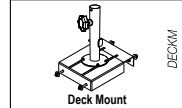

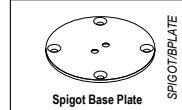
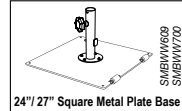
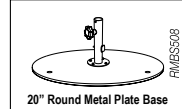
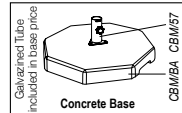
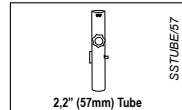
Consists of a round metal base plate bolted directly to the floor with 4 concrete screw bolts. Concrete flooring needs to be at least 4" deep at 35MPa. Compatible with all our Woodline shade systems via a bolt-on pole stand or spigot pole.



underground mount

The Underground Mount is designed to be concreted into the ground and is compatible with any of our shade systems by means of a bolt-on pole stand for center and dual pole shades or spigot poles for our side post shades.





bravura BR27RAE	bravura BR223RAE • BR35RAE	bravura BR35SAE • BR285SAE BR40RAE	swift SW25RSS • SW20SSS	swift SW25RTS • SW20STS	papillon PA346REE	pendulum PE40RAS • PE35SAS PE34REAS	pavone PA35RA • PA30SA PA34REA	picollo PI32RA • PI30SA
Tube included in all Base prices 1.9" (48mm) Tube SSTUBE/48	2.2" (57mm) Tube SSTUBE/57	2.8" (70mm) Tube SSTUBE/70	1.26" (32mm) Tube SSTUBE/22	1.5" (38mm) Tube SSTUBE/38	Set of 2 Tubes 2.8" (70mm) tube SSTUBE/70/PAP	Pendulum Spigot	Pavone Pedal Spigot	Picollo Spigot
Galvanized Tube included in base price Concrete Base CBS/BA CBS/48	Galvanized Tube included in base price Concrete Base CBMBA CBM/57	Paver Base PIV/8	Stainless Steel Stand included in base price Concrete Base CBS/BA CBS/32	Stainless Steel Stand included in base price Concrete Base CBS/BA CBS/38	Rectangular Metal Plate Base PAMB	Paver Base PIV/8	Paver Base PIV/8	Paver Base PIV/8
20" Round Metal Plate Base RMB/508	24" / 27" Square Metal Plate Base SMB/W609 SMB/W700	24" / 27" Square Metal Plate Base SMB/W609 SMB/W700	24" / 27" Square Metal Plate Base SMB/W609 SMB/W700	24" / 27" Square Metal Plate Base SMB/W609 SMB/W700	Spigot Base Plate SPIGOT/PLATE	Double Stack Metal Base 2463 lbs SMB/W609 SMB/W700	Double Stack Metal Base 286 lbs DSPM	Double Stack Metal Base 286 lbs DSPM
Spigot Base Plate SPIGOT/PLATE	Spigot Base Plate SPIGOT/PLATE	Spigot Base Plate SPIGOT/PLATE	20" Round Metal Plate Base RMB/508	20" Round Metal Plate Base RMB/508	Underground Mount UNGR	Underground Mount UNGR	Double Stack Metal Base 483 lbs DSPM For PA35RA and PA30SA	Underground Mount UNGR
Underground Mount UNGR	Spigot Base Plate & Tube required Underground Mount UNGR	Underground Mount UNGR	Spigot Base Plate SPIGOT/PLATE	Spigot Base Plate SPIGOT/PLATE	No Tube required Bayonet Deluxe Mount Large IGBA/70	Deck Mount DECKM	Underground Mount UNGR	Deck Mount DECKM
No Tube required Bayonet Deluxe Mount Small IGBA/48	No Tube required Bayonet Deluxe Mount Medium IGBA/57	No Tube required Bayonet Deluxe Mount Large IGBA/70	Underground Mount UNGR	Underground Mount UNGR	Spigot Base Plate & Tube required Deck Mount DECKM	for use with Deck Mount Universal Base Plate UNIB/PLATE	Deck Mount DECKM	for use with Deck Mount Universal Base Plate UNIB/PLATE
Spigot Base Plate & Tube required Deck Mount DECKM	Spigot Base Plate & Tube required Deck Mount DECKM	Floor Mount COM/MOUNT	Spigot Base Plate & Tube required Deck Mount DECKM	Spigot Base Plate & Tube required Deck Mount DECKM	for use with Deck Mount Universal Base Plate UNIB/PLATE	Universal Base Plate UNIB/PLATE	Deck Mount DECKM	for use with Deck Mount Universal Base Plate UNIB/PLATE
for use with Deck Mount Universal Base Plate UNIB/PLATE	for use with Deck Mount Universal Base Plate UNIB/PLATE	Spigot Base Plate & Tube required Deck Mount DECKM	for use with Deck Mount Universal Base Plate UNIB/PLATE	for use with Deck Mount Universal Base Plate UNIB/PLATE		for use with Deck Mount Universal Base Plate UNIB/PLATE	for use with Deck Mount Universal Base Plate UNIB/PLATE	for use with Deck Mount Universal Base Plate UNIB/PLATE
Table Clamp SSTABLE/48	Table Clamp SSTABLE/57		Floor Mount COM/MOUNT	Floor Mount COM/MOUNT			Floor Mount COM/MOUNT	
Floor Mount COM/MOUNT	Floor Mount COM/MOUNT							

bases & mounting options

customization

mix it up and make your own unique parasol design - available on selected products



Marine grade stainless steel

Use stainless steel in marine grade #316 instead of #304.



Polished or glass bead blasted

Choose between a mirror-like polished finish or a matt sheen on stainless steel.



Colored wooden components

Choose from an array of color stains.




Powder coating of aluminum

Extend the lifespan and add your choice of color plus a gloss finish.

Nylon components molded in your choice of colors

We can match your corporate colors.



Canopy sewn with different colors

Why not mix it up with different fabric, thread and binding colors making up your canopy.

Fabric supplied by client

Use your own fabric (subject to fulfillment of technical requirements).

Canopy with added tassels

Add your choice of hanging tassels.

Canopy with added valance

A stylistic facade draping from the canopy edges to make the parasol feel bigger.

Canopy attachment options


Choose from fabric pockets, leather pockets, stainless steel eyelets or the stainless steel LOXX attachment system.

Upgrading base steel components

Using stainless steel #304 or marine grade #316 in place of regular mild steel.

- **Branding on parasols & cover bags**
- **Hot-dip galvanizing of metal bases**
- **Color tinting of concrete bases**
- **Genuine leather rope clips**
- **Wall mounted brackets**
- **Optional storage trolleys**
- **Custom parasol sizes**

Custom production requires minimum order quantities, additional lead times may apply. Contact our sales agents for more information.



branding

premium silkscreen and digitally printed branding options

Big brands and contract customers have greatly benefited from our premium branding services, making our parasols ideal for both commercial and residential use. We offer up to eight color silkscreen printing as well as CMYK digital printing options, with an in-house graphic design team ready to assist you with your branding needs.



Benefits of silkscreen printed branding:

- Corporate spot colors can be matched
- Good printing thickness for clear logos
- Good light resistance for outdoor use

Best suited for these applications:

- Bold, flat colour branding designs
- Pantone, metallic & luminous colours
- Solution dyed acrylic canopies
- Long lifespan brand campaigns



Benefits of digitally printed branding:

- No limits to your branding designs
- Fast turnaround time
- Low set up costs & easy re-orders

Best suited for these applications:


- All-over patterns & photographic designs
- Designs using gradients or colour fades
- Double-sided prints (with grey blackout)
- Annual or bi-annual brand updates
- Canopies made of printable polyester

fabrics

breathable, UV, water and stain resistant

7
YEAR
WARRANTY

Solution Dyed Acrylic with a 7 year warranty



Smokey



Gobi



Seashell



Lapis



Teal



Cacti



Sazon



Pewter



Ash



Mocha



COMPOSITION Solution Dyed Acrylic



WEIGHT 300g/m² / 8.85oz/yd²



WATER REPELLENCY 300mm / 11.8in



LIGHTFASTNESS 7/8



FINISH Fabric Protector



UV / Fade Resistant

Our fabrics are saturate throughout with UV stable pigments, giving exceptional fade-resistance while blocking 80% of both the sun's UVA and UVB rays.



Mold/Mildew Resistant

Contains special coatings to make the fabric mold and mildew resistant.



Breathable Comfort

Symphony fabrics are breathable allowing air to pass through the material, creating a comfortable, cool space below.



Easy to Clean

Simply remove marks with a damp cloth and a mild soapy cleaning solution.



Suitable for Pool Sides

Resists the corrosive effects of chlorine – suitable for pool sides, water parks etc.



Taupe



Heather Beige



Stone Grey



Silver Grey



Canvas



Natural



Lemon



Tuscany



Logo Red



Macao



Forest Green



Mineral Blue



Pacific Blue



True Blue



Navy Blue



Black

Symphony FABRICS



Less Waste

Symphony canopy fabrics last longer and ultimately create less waste than other canopy fabrics that may mildew, fade or lose strength quickly, keeping our fabrics out of landfills and saving our environment for future generations.



Water Resistant

The fabrics are engineered to ensure effective water resistant capabilities with all forms of liquid being dispersed.



Stain Resistant

Treated to be able to resist stains - simply brush clean and wash any soiled areas with a mild bleach solution.



Strong and Durable

Symphony fabrics maintain their strength and durability throughout their entire lifespan, outlasting even the most extreme outdoor conditions.

Color may differ from examples. Request a fabric sample from our agents to accurately check color.

maintenance

nature dictates that proper care and maintenance will extend the lifespan of any item

Frames

Our frames are crafted from top-quality aluminum, marine-grade stainless steel, and durable eucalyptus timber. Tested in some of the harshest environments, they offer exceptional performance when used with caution in high wind conditions. For extended life, we recommend using our cover bags and closing and storing the parasol when not in use. If it is too windy to sit comfortably under your umbrella, it is also too windy to have your umbrella open.

Fittings

All fittings, nuts, bolts, pulleys, and cleats are made from high-grade stainless steel and weatherproof nylon. Regular rinsing with fresh water is essential to maintain their performance and appearance over time.

Wooden Components

We use only sustainable eucalyptus timber, selected for its strength, weather resistance, and replenishment efficiency from top renewable plantations and timber mills worldwide. Our wooden components are treated with marine-grade varnish to withstand the demands of outdoor environments. To maintain the wood's natural beauty and durability, we recommend performing periodic care, including light sanding and reapplying the varnish coating once a year.

Bases

Choosing the right base for your parasol is crucial for stability. Consult each product's options and speak with our sales team to ensure you select a base that properly anchors your parasol.

Fabrics

Our canopies and fabric covers are made from the most durable, colorfast, and dirt-repellent materials available. Proper care, including storage when not in use and occasional cleaning, will help extend their lifespan.

Warranty

We are committed to delivering the highest quality products and proudly offer the following warranties from the date of purchase:

Umbrella Structure: 24 months / 2 years

Symphony Fabric: 84 months / 7 years

Please note: The warranty for Symphony fabric covers color fading due to normal weather conditions, but does not cover other defects or damages. The warranty does not apply to normal wear and tear, damage from Acts of God or other external sources, damage from connected devices, accidents, misuse, tampering, or failure to follow operating procedures in the user manual. The warranty is void in cases of abuse, negligence, vandalism, improper installation, accidents, exposure to extreme weather, poor transit, major force, failure to maintain, or other non-defective causes. It is also void if repairs or modifications are made by unauthorized individuals or if non-standard parts are used without prior written approval from Woodline. We are not responsible for parts or labor costs related to component failure, improper usage, or failure to clean and maintain the product. We may provide spare parts to address defects during the warranty period. All warranties are limited to the original purchaser and do not transfer with ownership changes.






hospitality & design

We offer premium shade solutions that blend functionality with style for the hospitality & design industry

Our versatile range of umbrellas and shade systems can be tailored to meet the unique needs of hotels, resorts, restaurants, and outdoor venues. We are committed to providing customized solutions that enhance your brand's identity and create welcoming, comfortable spaces for your guests.











Woodline Shade Solutions Inc. | +1 848 266 0800 | ussales@woodlineshade.com | www.woodlineshadeusa.com