



**SEASONAL  
LIVING®**

2020 Catalog







## ABOUT SEASONAL LIVING®

Seasonal Living Magazine	4
About Seasonal Living	5

## FURNITURE 6

About	11
<b>Fizz Collection</b>	<b>13</b>
Grand Royal	23
Julep	31
Mellini	39
Mimosa Tropicale	45
Imperial Spritz	51
<b>Capri Collection</b>	<b>65</b>
<b>Archipelago Collection</b>	<b>79</b>
St. Helena	131
Antilles	137
Aegean	145
<b>Kakaban Collection</b>	<b>153</b>
<b>Ingot Collection</b>	<b>165</b>
Ingot Fire	181
<b>Etna Collection</b>	<b>193</b>
<b>Explorer Collection</b>	<b>211</b>
Oceans	219
Wings	237
Fuego	247
<b>Perpetual Collection</b>	<b>257</b>
Perpetual Metal	299
Perpetual Teak	311
<b>Ceramic Furniture Collection</b>	<b>324</b>

## VASES + URNS 361

About	369
Perpetual Collection	370
Ceramic Vase Collection	374

## INDA CORDLESS LIGHTING 385

About	393
INDA Collection	394

## SOUTHLAKE FABRICS 411

About	415
Draperies	417
Decorative Pillows	419
Cut Fabric	421
Fabric Upgrades	423

### LOOK FOR THESE ICONS THROUGHOUT THE CATALOG



**SOUTHLAKE FABRIC  
UPGRADES AVAILABLE**

Item features custom  
SouthLake Fabric upgrades.



**AVAILABLE BY  
SPECIAL ORDER ONLY**

Item is available by  
special order only.



**THIS ITEM SHIPS  
VIA UPS OR FEDEX**

Item is available to ship via  
UPS or FedEx. Ask for details.



## SEASONAL LIVING® MAGAZINE

We invite you to subscribe for free to Seasonal Living Magazine, our digital, consumer-focused, luxury lifestyle magazine, delivered quarterly to follow the changing seasons.


The mission of the magazine is to inspire you to live a Seasonal Life of wellness and sustainability, in harmony with the beauty of nature's seasons, through inspiring images and articles on "off the beaten path" travel destinations, insider guides craftsmanship (making a come back in today's homogeneous consumer focused world) to delicious seasonal food, drinks and recipes, indoor-outdoor entertaining ideas and features on the indoor+outdoor design work of nationally known residential and hospitality designers.

To subscribe and receive our FREE new magazine right in your e-mail inbox every quarter, please visit [SeasonalLiving.com/seasonal-living-magazine](http://SeasonalLiving.com/seasonal-living-magazine).



Find the latest issue and subscribe at [bit.ly/sl-magazine](http://bit.ly/sl-magazine)





## ABOUT SEASONAL LIVING®

An innovative, award-winning boutique wholesale source for high-quality, cutting-edge, indoor+outdoor, multi-functional furnishings and decorative accessory collections. We are passionate about redefining living spaces and offering fresh, bold, and innovative furniture & decorative accessories.

Our focus is towards preserving the lost art of exceptional handmade craftsmanship. We challenge ourselves to fight a world proliferated in homogeneity. We strive to source products from craftsmen who have focused their lives with passion towards offering only the best, having honed their skills from generations before them. Like a hidden favorite restaurant, this passion for craftsmanship means that at times we run short of those favored dishes. Please be patient with us and understand that our family owned factories don't operate under a "24/7 flick of the switch" mindset.

We respect and honor our craftsmen who craft our products to delight you and your customers. Without them, centuries-old traditions would melt away. Our goal is to preserve those skill sets and to create new designs that carry those century old skill sets.

We look forward to working with you to create the unique indoor+outdoor living environments you crave. Our various collections are specifically chosen to work in synchronicity, which allows us to provide you with a broad range of design choices and combinations.

Our ethos is to never follow the crowd. We constantly challenge ourselves to design and source collections that push prevailing definitions of design and mass-market product offerings.



















# FURNITURE







## ABOUT OUR FURNITURE

Finally: Furniture and decorative accessories that are as forward as you. Whether you are in the mood to discover new fresh styles in our **Explorer Collection** or opt to sink into the embrace of an edgy lounge chair in our **Archipelago Collection**, you will find pieces that are the hallmarks to your outdoor living style.

We work hard to source and create furniture and accents that transform your living spaces into conversation starters or points for relaxed dreamscapes. Mix and match any of the collections to add unexpected sophisticated harmony. Vibrant hues from our **Ceramic Furniture Collection** play soulmate to many of our furniture styles.

For durability and elegance, peruse the lightweight concrete in our **Perpetual Collection** and set the tone for being stylishly ahead with our **INDA Cordless Outdoor Lighting Collection**. If you need to add some sparkle to your indoor+outdoor seating groups, consider the **Ingot Collection**—crafted from hand-hammered copper, this collection looks beautiful in or outdoors.






FIZZ










FIZZ





FIZZ







Luxuriate in cloud-like comfort and gorgeous sophistication with Seasonal Living's made-to-order **Fizz Collection**. In the years that we have crafted this collection, we have learned a thing or two about outdoor upholstery and what it takes to deliver indoor comfort to perform to exceptional standards in the harsh outdoors.

With this new American-made\* collection, you can really have your cake and eat it, too. This is fully upholstered furniture that allows you to move seamlessly between indoor and outdoor living spaces. Casually chic by day, positively sophisticated by night, this wholly customizable collection elevates living spaces with effervescence and luxury finishes.

Beneath the easy elegance of the weather-resistant custom upholstery, American craftsmen have skillfully tailored fast-drying foam, water barriers, and built-to-last frames, giving these sturdy yet refined pieces the kind of long-serving substance, style, and ease of care worth celebrating.

Select your outdoor upholstery fabric from Seasonal Living's broad collection and our highly skilled American craftsmen will create your heart's desire.

\* Manufactured in the USA with some foreign/overseas components.



# FIZZ



## PROFESSIONAL UPHOLSTERY KNOWLEDGE

Body padding is critical to your continued enjoyment and elevates your comfort by protecting you from the hard surfaces and edges of the frame. Extra padding not only creates comfort, but makes the product look comfortable as well.



## SUPERIOR PERFORMANCE

Asides from looking “all gussied up,” Fizz goes beyond looks to deliver contract quality expectations.



## ALL DRESSED UP AND READY FOR ANY OCCASION

Comprehensive 100% solution-dyed choices to reflect and enhance colorways and allow you to add accessories to create truly personalized living spaces. Alternatively, we can accommodate COM specifications.



## PERFORMANCE FEET

One-piece injection-molded polyolefin feet with UV inhibitors resist fading. Specialized rubber pads reduce slippage on wet or slick surfaces.

Exposed metal feet are stainless steel with clear powder coat finish for added protection. Metal feet have nylon pads to prevent slip and skidding.







### TRILLIUM® FILLED BACK PILLOWS

Known for its ultra-dense, soft and luxurious feel, Trillium® polyester is a premium product often used as a down and feather alternative indoors.

Hypo-allergenic and anti-microbial, Trillium provides the comfort you expect and the performance we demand.



### HIGH-RESILIENCY FOAM SEAT CUSHIONS

Layered foam-on-foam construction minimise wrinkles and improves performance.

Our thick foam cores are topped with layer of high-performance contouring foam which gives the cushion its long-lasting shape.

Our anti-microbial foam seat cushions are laminated with a water barrier and then placed into a zippered, water resistant polyester bag prior to being stuffed into the fabric cover of your choosing.



### ALL STITCHED UP

Important custom details like double needle stitching or French seams add value and help set Fizz product apart from typical off-the-shelf patio furniture.

All stitching uses non-shrink, UV-protected, mildew-resistant thread.



### RACE CAR SUSPENSION/RIDE

Probably better known for their high performance Italian racing tires, Pirelli is also the source for the specialized rubber webbing used in Fizz furniture production.

This durable, mildew-resistant product is the perfect support system for the cushions in your Fizz seating.



### GETTING FRAMED

All Fizz products are built using furniture-quality, marine-grade hardwood panel board.

Interlocking frame components are glued and stapled together using water-based, low-VOC adhesives and surgical stainless steel staples for high performance **IN or OUTdoors**.









## about the FIZZ COLLECTION

### PRODUCT INFORMATION

Our **Fizz Collection** is made to order in the USA\* using only the highest-quality materials and expert construction techniques.

**Frame:** Marine-grade 3/4" 7 ply or better domestic cross grain hardwood plywood with interlocking component assembly. Components glued and stapled with non rusting surgical stainless steel staples at all contact points. Plywood is CARB compliant and utilizes low or no formaldehyde adhesives. Frame to be free of breakage, warping or construction defects for 1 year in outdoor use.

**Cushioning:** 1.8 lb premium grade outdoor fast-dry foam and fiber used for comfortable seating and pillows. Where appropriate an anti-microbial water barrier cloth is used for additional protection.

**Suspension:** Premium grade anti-microbial elastic webbing attached with stainless steel staples.



Visit [SeasonalLiving.com/fizz](https://SeasonalLiving.com/fizz) for complete product specs, tear sheets, warranty, product care and warning information, and to place an order.

### MADE-TO-ORDER WITH A WIDE RANGE OF SOUTHLAKE CUSTOM UPHOLSTERY OPTIONS

Our new **Fizz Fabric Collection** introduces extensive fabric selections. Alternatively, select from our **SouthLake Fabric Collection** and take advantage of our cut yardage program.

Our wide range of fabrics allows you unlimited flexibility. Options include upholstery fabric collections, fabric upgrades, indoor or outdoor drapery options, and a new decorative pillow collection, along with options to purchase yardage. The SouthLake Fabric Collection also includes many **Sunbrella®** 100% solution-dyed acrylic fabrics, with exclusive options not typically found in outdoor living designs.



CHOOSE FROM OUR FIZZ  
FABRIC COLLECTION



SOUTHLAKE FABRIC  
UPGRADES AVAILABLE

### FABRIC CARE INFORMATION



**Fizz**  
[SeasonalLiving.com/fizz-care](https://SeasonalLiving.com/fizz-care)



**SouthLake**  
[SeasonalLiving.com/southlake-care](https://SeasonalLiving.com/southlake-care)



**Sunbrella®**  
[sunbrella.com/en-us/how-to-clean](https://sunbrella.com/en-us/how-to-clean)

\* Manufactured in the USA with some foreign/overseas components.







# FIZZ | GRAND ROYAL









FIZZ | GRAND ROYAL







LEFT ARM FACING

## GRAND ROYAL ONE ARM SOFA WITH BUMPER

ITEM NUMBER	105FT001P2-SWB-LAF	LEFT ARM FACING
	105FT001P2-SWB-RAF	RIGHT ARM FACING
DIMENSIONS (IN)	NET 96 W 60 D 31 H SEAT WIDTH 87 SEAT DEPTH 23 SEAT HEIGHT 18 ARM HEIGHT 21 GROSS 98 W 62 D 34 H	
DIMENSIONS (CM)	NET 244 W 152.5 D 78.5 H SEAT WIDTH 221 SEAT DEPTH 58.5 SEAT HEIGHT 45.5 ARM HEIGHT 53.5 GROSS 249 W 157.5 D 86.5 H	
WEIGHT	Contact us for additional information	
MATERIALS	Marine-grade plywood frame, 1.8 lb. anti-microbial regular foam, water barrier, polyolefin feet with rubber glides; Trillium filled back cushions, zippered cushion covers in Fizz Collection fabrics or COM	
NOTES	Includes 3 reversible back pillows Shown in Sunbelievable™ Cove Pearl 100% solution-dyed acrylic Yardage requirements: Check with us before placing orders for any fabrics; approx. 16 yards Ships polybag wrapped on carton tray	

**FIND SOUTHLAKE CUSTOM UPHOLSTERY OPTIONS AT [SEASONALLIVING.COM](http://SEASONALLIVING.COM)**  
**MADE TO ORDER - 6 WEEKS LEAD TIME**  
**SHIPS DIRECTLY FROM WEST COAST FACTORY, USA**

Read important product information at the beginning of the Fizz section.



CHOOSE FROM OUR FIZZ  
FABRIC COLLECTION



Also available in  
RIGHT ARM FACING



Try Grand Royal with our  
HANTARO COCKTAIL TABLE



Grand Royal looks great with our  
ETNA 'C' ACCENT TABLE

 **SEASONAL LIVING®**

TEL 512-554-5738 FAX 512-681-9188 WEB [SeasonalLiving.com](http://SeasonalLiving.com)

Visit [SeasonalLiving.com](http://SeasonalLiving.com) for complete product information.  
 Seasonal Living reserves the right to make minor design changes and to discontinue items,  
 materials and/or colors without notice. Printed colors cannot be guaranteed for accuracy.





LEFT ARM FACING



Also available in  
RIGHT ARM FACING



Grand Royal looks great with our  
AZTEC FIRE PEDESTALS



Try Grand Royal with our  
ETNA ROUND COCKTAIL TABLES

## GRAND ROYAL ONE ARM LOVESEAT

ITEM NUMBER	105FT001P2-LAF	LEFT ARM FACING		
	105FT001P2-RAF	RIGHT ARM FACING		
DIMENSIONS (IN)	NET 62 W 60 D 31 H			
	SEAT WIDTH 50	SEAT DEPTH 23	SEAT HEIGHT 18	ARM HEIGHT 21
	GROSS 64 W 62 D 33 H			
DIMENSIONS (CM)	NET 157.5 W 152.5 D 78.5 H			
	SEAT WIDTH 127	SEAT DEPTH 58.5	SEAT HEIGHT 45.5	ARM HEIGHT 53.5
	GROSS 162.5 W 157.5 D 84 H			
WEIGHT	Contact us for additional information			
MATERIALS	Marine-grade plywood frame, 1.8 lb. anti-microbial regular foam, water barrier, polyolefin feet with rubber glides; Trillium filled back cushions, zippered cushion covers in Fizz Collection fabrics or COM			
NOTES	Includes 2 reversible back pillows			
	Shown in Sunbelievable™ Cove Pearl 100% solution-dyed acrylic			
	Yardage requirements: Check with us before placing orders for any fabrics; approx. 10 yards			
	Ships polybag wrapped on carton tray			

**FIND SOUTHLAKE CUSTOM UPHOLSTERY OPTIONS AT [SEASONALLIVING.COM](http://SEASONALLIVING.COM)**  
**MADE TO ORDER · 6 WEEKS LEAD TIME**  
**SHIPS DIRECTLY FROM WEST COAST FACTORY, USA**

Read important product information at the beginning of the Fizz section.



CHOOSE FROM OUR FIZZ  
FABRIC COLLECTION



TEL 512-554-5738 FAX 512-681-9188 WEB [SeasonalLiving.com](http://SeasonalLiving.com)

Visit [SeasonalLiving.com](http://SeasonalLiving.com) for complete product information.  
 Seasonal Living reserves the right to make minor design changes and to discontinue items, materials and/or colors without notice. Printed colors cannot be guaranteed for accuracy.







RIGHT SIDE BUMPER

## GRAND ROYAL ARMLESS LOVESEAT WITH BUMPER

ITEM NUMBER	105FT001P2-LSB LEFT SIDE BUMPER 105FT001P2-RSB RIGHT SIDE BUMPER
DIMENSIONS (IN)	NET 63 W 60 D 31 H SEAT WIDTH 63 SEAT DEPTH 23 SEAT HEIGHT 18 ARM HEIGHT 21 GROSS 65 W 62 D 34 H
DIMENSIONS (CM)	NET 160 W 152.5 D 78.5 H SEAT WIDTH 160 SEAT DEPTH 58.5 SEAT HEIGHT 45.5 ARM HEIGHT 53.5 GROSS 165 W 157.5 D 86.5 H
WEIGHT	Contact us for additional information
MATERIALS	Marine-grade plywood frame, 1.8 lb. anti-microbial regular foam, water barrier, polyolefin feet with rubber glides; Trillium filled back cushions, zippered cushion covers in Fizz Collection fabrics or COM
NOTES	Includes 2 reversible back pillows Shown in Sunbelievable™ Cove Pearl 100% solution-dyed acrylic Yardage requirements: Check with us before placing orders for any fabrics; approx. 11 yards Ships polybag wrapped on carton tray

**FIND SOUTHLAKE CUSTOM UPHOLSTERY OPTIONS AT [SEASONALLIVING.COM](http://SEASONALLIVING.COM)**  
**MADE TO ORDER - 6 WEEKS LEAD TIME**  
**SHIPS DIRECTLY FROM WEST COAST FACTORY, USA**

Read important product information at the beginning of the Fizz section.



CHOOSE FROM OUR FIZZ  
FABRIC COLLECTION



Also available in  
LEFT SIDE BUMPER



Try Grand Royal with our  
BABY CARONESS ACCENT TABLE



Grand Royal looks great with our  
WAVE ACCENT TABLE

 **SEASONAL LIVING®**

TEL 512-554-5738 FAX 512-681-9188 WEB [SeasonalLiving.com](http://SeasonalLiving.com)

Visit [SeasonalLiving.com](http://SeasonalLiving.com) for complete product information.  
 Seasonal Living reserves the right to make minor design changes and to discontinue items,  
 materials and/or colors without notice. Printed colors cannot be guaranteed for accuracy.





Design your own  
GRAND ROYAL SECTIONAL



Grand Royal looks great with our  
PONCHO ACCENT TABLE



Try Grand Royal with our  
SCALLOP STOOL

## GRAND ROYAL WEDGE

ITEM NUMBER	105FT001P2-WDG
DIMENSIONS (IN)	NET 57 W 45 D 31 H SEAT WIDTH 48 SEAT DEPTH 23 SEAT HEIGHT 18 ARM HEIGHT 21 GROSS 59 W 47 D 33 H
DIMENSIONS (CM)	NET 145 W 114.5 D 78.5 H SEAT WIDTH 122 SEAT DEPTH 58.5 SEAT HEIGHT 45.5 ARM HEIGHT 53.5 GROSS 150 W 119.5 D 84 H
WEIGHT	Contact us for additional information
MATERIALS	Marine-grade plywood frame, 1.8 lb. anti-microbial regular foam, water barrier, polyolefin feet with rubber glides; Trillium filled back pillows with zippered covers in Fizz Collection fabrics or COM
NOTES	Includes 2 reversible back pillows Shown in Sunbelievable™ Cove Pearl 100% solution-dyed acrylic Yardage requirements: Check with us before placing orders for any fabrics; approx. 8 yards Ships polybag wrapped on carton tray

**FIND SOUTHLAKE CUSTOM UPHOLSTERY OPTIONS AT SEASONALLIVING.COM**  
**MADE TO ORDER • 6 WEEKS LEAD TIME**  
**SHIPS DIRECTLY FROM WEST COAST FACTORY, USA**

Read important product information at the beginning of the Fizz section.



CHOOSE FROM OUR FIZZ  
FABRIC COLLECTION



TEL 512-554-5738 FAX 512-681-9188 WEB SeasonalLiving.com

Visit SeasonalLiving.com for complete product information.  
 Seasonal Living reserves the right to make minor design changes and to discontinue items,  
 materials and/or colors without notice. Printed colors cannot be guaranteed for accuracy.







## GRAND ROYAL OTTOMAN

ITEM NUMBER	105FT001P2-0
DIMENSIONS (IN)	NET 48 DIA 18 H   GROSS 50 W 50 D 20 H
DIMENSIONS (CM)	NET 122 DIA 45.5 H   GROSS 127 W 127 D 51 H
WEIGHT	Contact us for additional information
MATERIALS	Marine-grade plywood frame, 1.8 lb. anti-microbial regular foam, water barrier, polyolefin feet with rubber glides
NOTES	Shown in Sunbelievable™ Cove Pearl 100% solution-dyed acrylic Yardage requirements: Check with us before placing orders for any fabrics; approx. 5.5 yards Ships polybag wrapped on carton tray

FIND SOUTHLAKE CUSTOM UPHOLSTERY OPTIONS AT [SEASONALLIVING.COM](http://SEASONALLIVING.COM)  
MADE TO ORDER • 6 WEEKS LEAD TIME  
SHIPS DIRECTLY FROM WEST COAST FACTORY, USA

Read important product information at the beginning of the Fizz section.



CHOOSE FROM OUR FIZZ  
FABRIC COLLECTION



Design your own  
GRAND ROYAL SECTIONAL



Try Grand Royal with our  
INDA CONCRETE FLOOR LAMP



Grand Royal looks great with our  
ARAFURA VASES

 **SEASONAL LIVING®**

TEL 512-554-5738 FAX 512-681-9188 WEB [SeasonalLiving.com](http://SeasonalLiving.com)

Visit [SeasonalLiving.com](http://SeasonalLiving.com) for complete product information.  
Seasonal Living reserves the right to make minor design changes and to discontinue items, materials and/or colors without notice. Printed colors cannot be guaranteed for accuracy.





FIZZ | JULEP















## JULEP ARMLESS CHAIR

ITEM NUMBER	105FT002P2-AC
DIMENSIONS (IN)	NET 36W 43D 28H SEAT WIDTH 36 SEAT DEPTH 25 SEAT HEIGHT 18 GROSS 38W 27D 20H
DIMENSIONS (CM)	NET 91.5W 109D 71H SEAT WIDTH 91.5 SEAT DEPTH 63.5 SEAT HEIGHT 45.5 GROSS 96.5W 68.5D 50.1H
WEIGHT	Contact us for additional information
MATERIALS	Marine-grade plywood frame, 1.8 lb. anti-microbial regular foam, water barrier, polyolefin feet with rubber glides; Trillium filled back pillows with zippered covers in Fizz Collection fabrics or COM
NOTES	Includes 1 reversible seat cushion, 1 reversible back pillow Shown in Sunbelievable™ Cove Pearl 100% solution-dyed acrylic Yardage requirements: Check with us before placing orders for any fabrics; approx. 8 yards Ships polybag wrapped on carton tray

**FIND SOUTHLAKE CUSTOM UPHOLSTERY OPTIONS AT SEASONALLIVING.COM**  
**MADE TO ORDER - 6 WEEKS LEAD TIME**  
**SHIPS DIRECTLY FROM WEST COAST FACTORY, USA**

Read important product information at the beginning of the Fizz section.



**CHOOSE FROM OUR FIZZ  
FABRIC COLLECTION**



Design your own  
JULEP SECTIONAL



Try Julep with our  
PAIRED ACCENT TABLES



Julep looks great with our  
KAVIS COFFEE TABLE

 **SEASONAL LIVING®**

TEL 512-554-5738 FAX 512-681-9188 WEB SeasonalLiving.com

Visit SeasonalLiving.com for complete product information.  
 Seasonal Living reserves the right to make minor design changes and to discontinue items,  
 materials and/or colors without notice. Printed colors cannot be guaranteed for accuracy.







RIGHT SIDE BUMPER



Also available in  
LEFT SIDE BUMPER



Julep looks great with our  
LEEWARD COCO DE MER



Try Julep with our  
ORE ACCENT TABLE

## JULEP ARMLESS CHAIR WITH BUMPER

ITEM NUMBER	105FT002P2-LSB	LEFT SIDE BUMPER	
	105FT002P2-RSB	RIGHT SIDE BUMPER	
DIMENSIONS (IN)	NET 72 W 43 D 28 H		
	SEAT WIDTH 72	SEAT DEPTH 25	SEAT HEIGHT 18
	GROSS 74 W 45 D 30 H		
DIMENSIONS (CM)	NET 183 W 109 D 71 H		
	SEAT WIDTH 183	SEAT DEPTH 63.5	SEAT HEIGHT 45.5
	GROSS 188 W 114.5 D 76 H		
WEIGHT	Contact us for additional information		
MATERIALS	Marine-grade plywood frame, 1.8 lb. anti-microbial regular foam, water barrier, polyolefin feet with rubber glides; Trillium filled back pillows with zippered covers in Fizz Collection fabrics or COM		
NOTES	Includes 1 seat cushion, 1 reversible back pillow		
	Shown in Sunbelievable™ Cove Pearl 100% solution-dyed acrylic		
	Yardage requirements: Check with us before placing orders for any fabrics; approx. 8 yards		
	Ships polybag wrapped on carton tray		

**FIND SOUTHLAKE CUSTOM UPHOLSTERY OPTIONS AT [SEASONALLIVING.COM](http://SEASONALLIVING.COM)**  
**MADE TO ORDER · 6 WEEKS LEAD TIME**  
**SHIPS DIRECTLY FROM WEST COAST FACTORY, USA**

Read important product information at the beginning of the Fizz section.



CHOOSE FROM OUR FIZZ  
FABRIC COLLECTION

 **SEASONAL LIVING®**

TEL 512-554-5738 FAX 512-681-9188 WEB [SeasonalLiving.com](http://SeasonalLiving.com)

Visit [SeasonalLiving.com](http://SeasonalLiving.com) for complete product information.  
 Seasonal Living reserves the right to make minor design changes and to discontinue items, materials and/or colors without notice. Printed colors cannot be guaranteed for accuracy.





## JULEP ARMLESS LOVESEAT

ITEM NUMBER	105FT002P2-ALS
DIMENSIONS (IN)	NET 72 W 43 D 28 H SEAT WIDTH 72 SEAT DEPTH 25 SEAT HEIGHT 18 GROSS 74 W 45 D 30 H
DIMENSIONS (CM)	NET 183 W 109 D 71 H SEAT WIDTH 183 SEAT DEPTH 63.5 SEAT HEIGHT 45.5 GROSS 188 W 114.5 D 76 H
WEIGHT	Contact us for additional information
MATERIALS	Marine-grade plywood frame, 1.8 lb. anti-microbial regular foam, water barrier, polyolefin feet with rubber glides; Trillium filled back pillows with zippered covers in Fizz Collection fabrics or COM
NOTES	Includes 2 reversible seat cushions, 2 reversible back pillows Shown in Sunbelievable™ Cove Pearl 100% solution-dyed acrylic Yardage requirements: Check with us before placing orders for any fabrics; approx. 14 yards Ships polybag wrapped on carton tray

**FIND SOUTHLAKE CUSTOM UPHOLSTERY OPTIONS AT [SEASONALLIVING.COM](http://SEASONALLIVING.COM)**  
**MADE TO ORDER - 6 WEEKS LEAD TIME**  
**SHIPS DIRECTLY FROM WEST COAST FACTORY, USA**

Read important product information at the beginning of the Fizz section.



**CHOOSE FROM OUR FIZZ  
FABRIC COLLECTION**



Design your own  
JULEP SECTIONAL



Try Julep with our  
COLOMBO ACCENT TABLE



Julep looks great with our  
FERNANDO DE NORONHA CHAIR

 **SEASONAL LIVING®**

TEL 512-554-5738 FAX 512-681-9188 WEB [SeasonalLiving.com](http://SeasonalLiving.com)

Visit [SeasonalLiving.com](http://SeasonalLiving.com) for complete product information.  
 Seasonal Living reserves the right to make minor design changes and to discontinue items,  
 materials and/or colors without notice. Printed colors cannot be guaranteed for accuracy.







LEFT SIDE ARMLESS



Also available in  
RIGHT SIDE ARMLESS



Julep looks great with our  
GEO COFFEE TABLE



Try Julep with our  
FUEGO ROCKER

## JULEP ARMLESS CHAISE

ITEM NUMBER	105FT002P2-LSA	LEFT SIDE ARMLESS	
	105FT002P2-RSA	RIGHT SIDE ARMLESS	
DIMENSIONS (IN)	NET 48 W 60 D 28 H		
	SEAT WIDTH 36	SEAT DEPTH 25	SEAT HEIGHT 18
	GROSS 50 W 62 D 30 H		
DIMENSIONS (CM)	NET 122 W 152.5 D 71 H		
	SEAT WIDTH XX	SEAT DEPTH XX	SEAT HEIGHT 45.5
	GROSS 127 W 157.5 D 76 H		
WEIGHT	Contact us for additional information		
MATERIALS	Marine-grade plywood frame, 1.8 lb. anti-microbial regular foam, water barrier, polyolefin feet with rubber glides; Trillium filled back pillows with zippered covers in Fizz Collection fabrics or COM		
NOTES	Includes 1 reversible seat cushion, 1 reversible back pillow		
	Shown in Sunbelievable™ Cove Pearl 100% solution-dyed acrylic		
	Yardage requirements: Check with us before placing orders for any fabrics; approx. 9 yards		
	Ships polybag wrapped on carton tray		

**FIND SOUTHLAKE CUSTOM UPHOLSTERY OPTIONS AT [SEASONALLIVING.COM](http://SEASONALLIVING.COM)**  
**MADE TO ORDER · 6 WEEKS LEAD TIME**  
**SHIPS DIRECTLY FROM WEST COAST FACTORY, USA**

Read important product information at the beginning of the Fizz section.



CHOOSE FROM OUR FIZZ  
FABRIC COLLECTION



TEL 512-554-5738 FAX 512-681-9188 WEB [SeasonalLiving.com](http://SeasonalLiving.com)

Visit [SeasonalLiving.com](http://SeasonalLiving.com) for complete product information.  
 Seasonal Living reserves the right to make minor design changes and to discontinue items, materials and/or colors without notice. Printed colors cannot be guaranteed for accuracy.





## JULEP CORNER

ITEM NUMBER	105FT002P2-CRN
DIMENSIONS (IN)	NET 43 W 43 D 28 H SEAT WIDTH 25 SEAT DEPTH 25 SEAT HEIGHT 18 GROSS 45 W 45 D 30 H
DIMENSIONS (CM)	NET 109 W 109 D 71 H SEAT WIDTH 63.5 SEAT DEPTH 63.5 SEAT HEIGHT 45.5 GROSS 114.5 W 114.5 D 76 H
WEIGHT	Contact us for additional information
MATERIALS	Marine-grade plywood frame, 1.8 lb. anti-microbial regular foam, water barrier, polyolefin feet with rubber glides; Trillium filled back pillows with zippered covers in Fizz Collection fabrics or COM
NOTES	Includes 1 reversible seat cushion, 2 reversible back pillows Shown in Sunbelievable™ Cove Pearl 100% solution-dyed acrylic Yardage requirements: Check with us before placing orders for any fabrics; approx. 9 yards Ships polybag wrapped on carton tray

**FIND SOUTHLAKE CUSTOM UPHOLSTERY OPTIONS AT [SEASONALLIVING.COM](http://SEASONALLIVING.COM)**  
**MADE TO ORDER - 6 WEEKS LEAD TIME**  
**SHIPS DIRECTLY FROM WEST COAST FACTORY, USA**

Read important product information at the beginning of the Fizz section.



**CHOOSE FROM OUR FIZZ  
FABRIC COLLECTION**



Design your own  
JULEP SECTIONAL



Try Julep with our  
IONIAN LOUNGE CHAIR



Julep looks great with our  
TRANCHE VASE

 **SEASONAL LIVING®**

TEL 512-554-5738 FAX 512-681-9188 WEB [SeasonalLiving.com](http://SeasonalLiving.com)

Visit [SeasonalLiving.com](http://SeasonalLiving.com) for complete product information.  
 Seasonal Living reserves the right to make minor design changes and to discontinue items,  
 materials and/or colors without notice. Printed colors cannot be guaranteed for accuracy.





FIZZ | MELINI













## MELLINI LOUNGE CHAIR

ITEM NUMBER	101FT007P2
DIMENSIONS (IN)	NET 40 W 38 D 32 H SEAT DEPTH 21 SEAT HEIGHT 18 ARM HEIGHT 25 GROSS 42 W 40 D 34 H
DIMENSIONS (CM)	NET 101.5 W 96.5 D 81.5 H SEAT DEPTH 53.5 SEAT HEIGHT 45.5 ARM HEIGHT 63.5 GROSS 106.5 W 101.5 D 86.5 H
WEIGHT	NET 50 LB GROSS 55 LB   NET 22.5 KG GROSS 25 KG
MATERIALS	Marine-grade plywood frame, anti-microbial foam, water barrier, grade 304 brushed stainless steel legs with clear powder coat, nylon glides; anti-microbial regular foam seat cushion with water barrier; Trillium filled back pillows, zippered cushion covers in Fizz Collection fabrics or COM
NOTES	Includes 1 seat cushion, 1 reversible back cushion, 1 accent pillow Shown in SouthLake Fabric Collection Prisma Dove #44294-0006 Ships polybag wrapped on carton tray

**FIND SOUTHLAKE CUSTOM UPHOLSTERY OPTIONS AT [SEASONALLIVING.COM](http://SEASONALLIVING.COM)**  
**MADE TO ORDER · 6 WEEKS LEAD TIME**  
**SHIPS DIRECTLY FROM WEST COAST FACTORY, USA**

Read important product information at the beginning of the Fizz section.



CHOOSE FROM OUR FIZZ  
FABRIC COLLECTION



Try Mellini with our  
PONCHO ACCENT TABLE



Mellini looks great with our  
KAVIS COFFEE TABLE

 **SEASONAL LIVING®**

TEL 512-554-5738 FAX 512-681-9188 WEB [SeasonalLiving.com](http://SeasonalLiving.com)

Visit [SeasonalLiving.com](http://SeasonalLiving.com) for complete product information.  
 Seasonal Living reserves the right to make minor design changes and to discontinue items,  
 materials and/or colors without notice. Printed colors cannot be guaranteed for accuracy.







### MELLINI URBAN SOFA

ITEM NUMBER	101FT006P2 ALSO AVAILABLE
DIMENSIONS (IN)	NET 74W 38D 32H SEAT DEPTH 21 SEAT HEIGHT 18 ARM HEIGHT 25 GROSS 76W 40D 34H
DIMENSIONS (CM)	NET 188W 96.5D 81.5H SEAT DEPTH 53.5 SEAT HEIGHT 45.5 ARM HEIGHT 63.5 GROSS 193W 101.5D 86.5H
WEIGHT	NET 125LB GROSS 130LB   NET 56.5KG GROSS 59KG



### MELLINI SOFA

ITEM NUMBER	101FT005P2 SHOWN ABOVE
DIMENSIONS (IN)	NET 86W 38D 32H SEAT DEPTH 21 SEAT HEIGHT 18 ARM HEIGHT 25 GROSS 88W 40D 34H
DIMENSIONS (CM)	NET 218.5W 96.5D 81.5H SEAT DEPTH 53.5 SEAT HEIGHT 45.5 ARM HEIGHT 63.5 GROSS 223.5W 101.5D 86.5H
WEIGHT	NET 140LB GROSS 145LB   NET 63.5KG GROSS 66KG

### MELLINI SOFAS FEATURE:

MATERIALS	Marine-grade plywood frame, anti-microbial foam, water barrier, grade 304 brushed stainless steel legs with clear powder coat, nylon glides; anti-microbial regular foam seat cushion with water barrier; Trillium filled back pillows, zippered cushion covers in Fizz Collection fabrics or COM
NOTES	Sofa and Urban Sofa include 2 seat cushions, 2 reversible back cushions, 2 accent pillows  Shown in SouthLake Fabric Collection Prisma Dove #44294-0006  Ships polybag wrapped on carton tray

**FIND SOUTHLAKE CUSTOM UPHOLSTERY OPTIONS AT [SEASONALLIVING.COM](http://SEASONALLIVING.COM)**  
**MADE TO ORDER · 6 WEEKS LEAD TIME**  
**SHIPS DIRECTLY FROM WEST COAST FACTORY, USA**

Read important product information at the front of the Fizz section.



CHOOSE FROM OUR FIZZ  
FABRIC COLLECTION



TEL 512-554-5738 FAX 512-681-9188 WEB [SeasonalLiving.com](http://SeasonalLiving.com)

Visit [SeasonalLiving.com](http://SeasonalLiving.com) for complete product information.  
 Seasonal Living reserves the right to make minor design changes and to discontinue items, materials and/or colors without notice. Printed colors cannot be guaranteed for accuracy.








# FIZZ | MIMOSA TROPICALE









# FIZZ | MIMOSA TROPICALE







## MIMOSA TROPICALE ARMLESS SOFA

ITEM NUMBER	105FT003P2-AS
DIMENSIONS (IN)	NET 84 W 63 D 36 H SEAT WIDTH 84 SEAT DEPTH 18 SEAT HEIGHT 18 GROSS 86 W 65 D 38 H
DIMENSIONS (CM)	NET 213.5 W 160 D 91.5 H SEAT WIDTH 213.5 SEAT DEPTH 45.5 SEAT HEIGHT 45.5 GROSS 218.5 W 165 D 96.5 H
WEIGHT	Contact us for additional information
MATERIALS	Marine-grade plywood frame, 1.8 lb. anti-microbial foam, water barrier, brushed stainless steel legs with clear powder coat, nylon glides; Trillium filled back pillows with zippered covers in Fizz Collection fabrics or COM
NOTES	Includes 1 reversible seat cushion, 3 reversible back pillows Shown in Sunbelievable™ Cove Pearl 100% solution-dyed acrylic Yardage requirements: Check with us before placing orders for any fabrics; approx. 15 yards Ships polybag wrapped on carton tray

**FIND SOUTHLAKE CUSTOM UPHOLSTERY OPTIONS AT [SEASONALLIVING.COM](http://SEASONALLIVING.COM)**  
**MADE TO ORDER • 6 WEEKS LEAD TIME**  
**SHIPS DIRECTLY FROM WEST COAST FACTORY, USA**

Read important product information at the beginning of the Fizz section.




CHOOSE FROM OUR FIZZ  
FABRIC COLLECTION



Design your own  
MIMOSA TROPICALE SECTIONAL



Try Mimosa Tropicale with our  
INGOT CUBE



Mimosa Tropicale looks great with our  
INCA FIRE TABLE

 **SEASONAL LIVING®**

TEL 512-554-5738 FAX 512-681-9188 WEB [SeasonalLiving.com](http://SeasonalLiving.com)

Visit [SeasonalLiving.com](http://SeasonalLiving.com) for complete product information.  
 Seasonal Living reserves the right to make minor design changes and to discontinue items,  
 materials and/or colors without notice. Printed colors cannot be guaranteed for accuracy.







RIGHT SIDE BUMPER



Also available in  
LEFT SIDE BUMPER



Mimosa Tropicale looks great with our  
NICOBAR CHAIR



Try Mimosa Tropicale with our  
BABY CARONESS ACCENT TABLE

## MIMOSA TROPICALE ARMLESS SOFA WITH BUMPER

ITEM NUMBER	105FT003P2-AS-LSB 105FT003P2-AS-RSB	LEFT SIDE BUMPER RIGHT SIDE BUMPER
DIMENSIONS (IN)	NET 84 W 63 D 36 H SEAT WIDTH 84    SEAT DEPTH 18    SEAT HEIGHT 18 GROSS 86 W 65 D 38 H	
DIMENSIONS (CM)	NET 213.5 W 160 D 91.5 H SEAT WIDTH 213.5    SEAT DEPTH 45.5    SEAT HEIGHT 45.5 GROSS 218.5 W 165 D 96.5 H	
WEIGHT	Contact us for additional information	
MATERIALS	Marine-grade plywood frame, 1.8 lb. anti-microbial foam, water barrier, brushed stainless steel legs with clear powder coat, nylon glides; Trillium filled back pillows with zippered covers in Fizz Collection fabrics or COM	
NOTES	Includes 1 seat cushion, 2 reversible back pillows Shown in Sunbelievable™ Cove Pearl 100% solution-dyed acrylic Yardage requirements: Check with us before placing orders for any fabrics; approx. 12 yards Ships polybag wrapped on carton tray	

**FIND SOUTHLAKE CUSTOM UPHOLSTERY OPTIONS AT [SeasonalLiving.com](http://SeasonalLiving.com)**  
**MADE TO ORDER • 6 WEEKS LEAD TIME**  
**SHIPS DIRECTLY FROM WEST COAST FACTORY, USA**

Read important product information at the beginning of the Fizz section.



CHOOSE FROM OUR FIZZ  
FABRIC COLLECTION

 **SEASONAL LIVING®**

TEL 512-554-5738 FAX 512-681-9188 WEB [SeasonalLiving.com](http://SeasonalLiving.com)

Visit [SeasonalLiving.com](http://SeasonalLiving.com) for complete product information.  
Seasonal Living reserves the right to make minor design changes and to discontinue items, materials and/or colors without notice. Printed colors cannot be guaranteed for accuracy.





## MIMOSA TROPICALE OTTOMAN

ITEM NUMBER	105FT003P2-OTT
DIMENSIONS (IN)	NET 48 DIA 18 H   GROSS 50 W 50 D 21 H
DIMENSIONS (CM)	NET 122 DIA 45.5 H   GROSS 127 W 127 D 53.5 H
WEIGHT	Contact us for additional information
MATERIALS	Marine-grade plywood frame, 1.8 lb. anti-microbial foam, water barrier, brushed stainless steel legs with clear powder coat, nylon glides
NOTES	Shown in Sunbelievable™ Cove Pearl 100% solution-dyed acrylic Yardage requirements: Check with us before placing orders for any fabrics; approx. 5 yards Ships polybag wrapped on carton tray

**FIND SOUTHLAKE CUSTOM UPHOLSTERY OPTIONS AT [SEASONALLIVING.COM](https://www.seasonalliving.com)**  
**MADE TO ORDER - 6 WEEKS LEAD TIME**  
**SHIPS DIRECTLY FROM WEST COAST FACTORY, USA**

Read important product information at the beginning of the Fizz section.



CHOOSE FROM OUR FIZZ  
FABRIC COLLECTION



Design your own  
MIMOSA TROPICALE SECTIONAL



Mimosa Tropicale looks great with our  
PAIRED ACCENT TABLES



Try Mimosa Tropicale with our  
ETNA ROUND COCKTAIL TABLES

 **SEASONAL LIVING®**

TEL 512-554-5738 FAX 512-681-9188 WEB [Seasonalliving.com](https://www.seasonalliving.com)

Visit [Seasonalliving.com](https://www.seasonalliving.com) for complete product information.  
 Seasonal Living reserves the right to make minor design changes and to discontinue items,  
 materials and/or colors without notice. Printed colors cannot be guaranteed for accuracy.





# FIZZ | IMPERIAL SPRITZ









# FIZZ | IMPERIAL SPRITZ





## IMPERIAL SPRITZ 3-SEAT SOFA

ITEM NUMBER	105FT004P2-S
DIMENSIONS (IN)	NET 96W 43D 33H SEAT WIDTH 82 SEAT DEPTH 24 SEAT HEIGHT 21 ARM HEIGHT 22 GROSS 98W 45D 35H
DIMENSIONS (CM)	NET 244W 109D 84H SEAT WIDTH 208.5 SEAT DEPTH 61 SEAT HEIGHT 53.5 ARM HEIGHT 56 GROSS 249W 114.5D 89H
WEIGHT	Contact us for additional information
MATERIALS	Marine-grade plywood frame, 1.8 LB anti-microbial foam, water barrier, polyolefin feet with rubber glides; Trillium filled back pillows with zippered covers in Fizz Collection fabrics or COM
NOTES	Includes 2 reversible seat cushions, 3 reversible back pillows Shown in Sunbelievable™ Cove Pearl 100% solution-dyed acrylic Yardage requirements: Check with us before placing orders for any fabrics; approx. 15 yards Ships polybag wrapped on carton tray

**FIND SOUTHLAKE CUSTOM UPHOLSTERY OPTIONS AT [SEASONALLIVING.COM](http://SeasonalLiving.com)**  
**MADE TO ORDER - 6 WEEKS LEAD TIME**  
**SHIPS DIRECTLY FROM WEST COAST FACTORY, USA**

Read important product information at the beginning of the Fizz section.



**CHOOSE FROM OUR FIZZ  
FABRIC COLLECTION**



Design your own  
**IMPERIAL SPRITZ SECTIONAL**



Try Imperial Spritz with our  
**GRAND LOUIE COFFEE TABLE**



Imperial Spritz looks great with our  
**RIDGED STOOL**

 **SEASONAL LIVING®**

TEL 512-554-5738 FAX 512-681-9188 WEB [SeasonalLiving.com](http://SeasonalLiving.com)

Visit [SeasonalLiving.com](http://SeasonalLiving.com) for complete product information.  
 Seasonal Living reserves the right to make minor design changes and to discontinue items,  
 materials and/or colors without notice. Printed colors cannot be guaranteed for accuracy.







Design your own  
IMPERIAL SPRITZ SECTIONAL



Imperial Spritz looks great with our  
INDA COPENHAGEN TABLE LAMP



Try Imperial Spritz with our  
SUMATRA CONSOLE TABLE

## IMPERIAL SPRITZ APARTMENT SOFA

ITEM NUMBER	105FT004P2-SS				
DIMENSIONS (IN)	NET 86 W 43 D 33 H				
	SEAT WIDTH 72	SEAT DEPTH 24	SEAT HEIGHT 21	ARM HEIGHT 22	
	GROSS 88 W 45 D 35 H				
DIMENSIONS (CM)	NET 218.5 W 109 D 84 H				
	SEAT WIDTH 183	SEAT DEPTH 61	SEAT HEIGHT 53.5	ARM HEIGHT 56	
	GROSS 223.5 W 114.5 D 89 H				
WEIGHT	Contact us for additional information				
MATERIALS	Marine-grade plywood frame, 1.8 LB anti-microbial foam, water barrier, polyolefin feet with rubber glides; Trillium filled back pillows with zippered covers in Fizz Collection fabrics or COM				
NOTES	Includes 2 reversible seat cushions, 2 reversible back pillows				
	Shown in Sunbelievable™ Cove Pearl 100% solution-dyed acrylic				
	Yardage requirements: Check with us before placing orders for any fabrics; approx. 14 yards				
	Ships polybag wrapped on carton tray				

**FIND SOUTHLAKE CUSTOM UPHOLSTERY OPTIONS AT [SEASONALLIVING.COM](http://SEASONALLIVING.COM)**  
**MADE TO ORDER • 6 WEEKS LEAD TIME**  
**SHIPS DIRECTLY FROM WEST COAST FACTORY, USA**

Read important product information at the beginning of the Fizz section.



**CHOOSE FROM OUR FIZZ  
FABRIC COLLECTION**



TEL 512-554-5738 FAX 512-681-9188 WEB [SeasonalLiving.com](http://SeasonalLiving.com)

Visit [SeasonalLiving.com](http://SeasonalLiving.com) for complete product information.  
 Seasonal Living reserves the right to make minor design changes and to discontinue items, materials and/or colors without notice. Printed colors cannot be guaranteed for accuracy.





## IMPERIAL SPRITZ CHAIR AND A HALF

ITEM NUMBER	105FT004P2-C
DIMENSIONS (IN)	NET 46W 43D 33H SEAT WIDTH 32 SEAT DEPTH 24 SEAT HEIGHT 21 ARM HEIGHT 22 GROSS 48W 45D 35H
DIMENSIONS (CM)	NET 117W 109D 84H SEAT WIDTH 81.5 SEAT DEPTH 61 SEAT HEIGHT 53.5 ARM HEIGHT 56 GROSS 122W 114.5D 89H
WEIGHT	Contact us for additional information
MATERIALS	Marine-grade plywood frame, 1.8 LB anti-microbial foam, water barrier, polyolefin feet with rubber glides; Trillium filled back pillows with zippered covers in Fizz Collection fabrics or COM
NOTES	Includes 1 reversible seat cushion, 1 reversible back pillow Shown in Sunbelievable™ Cove Pearl 100% solution-dyed acrylic Yardage requirements: Check with us before placing orders for any fabrics; approx. 9 yards Ships polybag wrapped on carton tray

**FIND SOUTHLAKE CUSTOM UPHOLSTERY OPTIONS AT [SEASONALLIVING.COM](http://SEASONALLIVING.COM)**  
**MADE TO ORDER - 6 WEEKS LEAD TIME**  
**SHIPS DIRECTLY FROM WEST COAST FACTORY, USA**

Read important product information at the beginning of the Fizz section.



**CHOOSE FROM OUR FIZZ  
FABRIC COLLECTION**



Design your own  
IMPERIAL SPRITZ SECTIONAL



Try Imperial Spritz with our  
XL CUBE



Imperial Spritz looks great with our  
ST. HELENA LOUNGE CHAIR

 **SEASONAL LIVING®**

TEL 512-554-5738 FAX 512-681-9188 WEB [SeasonalLiving.com](http://SeasonalLiving.com)

Visit [SeasonalLiving.com](http://SeasonalLiving.com) for complete product information.  
 Seasonal Living reserves the right to make minor design changes and to discontinue items,  
 materials and/or colors without notice. Printed colors cannot be guaranteed for accuracy.







LEFT ARM FACING



Also available in  
RIGHT ARM FACING



Imperial Spritz looks great with our  
ETNA ROUND COCKTAIL TABLES



Try Imperial Spritz with our  
PAZ ACCENT TABLE

## IMPERIAL SPRITZ ONE ARM APARTMENT SOFA

ITEM NUMBER	105FT004P2-SS-LAF		LEFT ARM FACING	
	105FT004P2-SS-RAF		RIGHT ARM FACING	
DIMENSIONS (IN)	NET 79 W 43 D 33 H			
	SEAT WIDTH 72	SEAT DEPTH 24	SEAT HEIGHT 21	ARM HEIGHT 22
	GROSS 81 W 45 D 35 H			
DIMENSIONS (CM)	NET 200.5 W 109 D 84 H			
	SEAT WIDTH 183	SEAT DEPTH 61	SEAT HEIGHT 53.5	ARM HEIGHT 56
	GROSS 205.5 W 114.5 D 89 H			
WEIGHT	Contact us for additional information			
MATERIALS	Marine-grade plywood frame, 1.8 LB anti-microbial foam, water barrier, polyolefin feet with rubber glides; Trillium filled back pillows with zippered covers in Fizz Collection fabrics or COM			
NOTES	Includes 2 reversible seat cushions, 2 reversible back pillows			
	Shown in Sunbelievable™ Cove Pearl 100% solution-dyed acrylic			
	Yardage requirements: Check with us before placing orders for any fabrics; approx. 13 yards			
	Ships polybag wrapped on carton tray			

**FIND SOUTHLAKE CUSTOM UPHOLSTERY OPTIONS AT [SEASONALLIVING.COM](http://SEASONALLIVING.COM)**  
**MADE TO ORDER · 6 WEEKS LEAD TIME**  
**SHIPS DIRECTLY FROM WEST COAST FACTORY, USA**

Read important product information at the beginning of the Fizz section.



CHOOSE FROM OUR FIZZ  
FABRIC COLLECTION

 **SEASONAL LIVING®**

TEL 512-554-5738 FAX 512-681-9188 WEB [SeasonalLiving.com](http://SeasonalLiving.com)

Visit [SeasonalLiving.com](http://SeasonalLiving.com) for complete product information.  
 Seasonal Living reserves the right to make minor design changes and to discontinue items,  
 materials and/or colors without notice. Printed colors cannot be guaranteed for accuracy.





LEFT ARM FACING

## IMPERIAL SPRITZ ONE ARM CHAIR

ITEM NUMBER	105FT004P2-C-LAF LEFT ARM FACING 105FT004P2-C-RAF RIGHT ARM FACING
DIMENSIONS (IN)	NET 43 W 43 D 33 H SEAT WIDTH 36 SEAT DEPTH 24 SEAT HEIGHT 21 ARM HEIGHT 22 GROSS 45 W 45 D 35 H
DIMENSIONS (CM)	NET 109 W 109 D 84 H SEAT WIDTH 91.5 SEAT DEPTH 61 SEAT HEIGHT 53.5 ARM HEIGHT 56 GROSS 114.5 W 114.5 D 89 H
WEIGHT	Contact us for additional information
MATERIALS	Marine-grade plywood frame, 1.8 LB anti-microbial foam, water barrier, polyolefin feet with rubber glides; Trillium filled back pillows with zippered covers in Fizz Collection fabrics or COM
NOTES	Includes 1 reversible seat cushion, 1 reversible back pillow Shown in Sunbelievable™ Cove Pearl 100% solution-dyed acrylic Yardage requirements: Check with us before placing orders for any fabrics; approx. 8 yards Ships polybag wrapped on carton tray

**FIND SOUTHLAKE CUSTOM UPHOLSTERY OPTIONS AT [SEASONALLIVING.COM](http://SEASONALLIVING.COM)**  
**MADE TO ORDER • 6 WEEKS LEAD TIME**  
**SHIPS DIRECTLY FROM WEST COAST FACTORY, USA**

Read important product information at the beginning of the Fizz section.



CHOOSE FROM OUR FIZZ  
FABRIC COLLECTION



Also available in  
RIGHT ARM FACING



Try Imperial Spritz with our  
PALAU DRUM TABLE



Imperial Spritz looks great with our  
MAGIC CUBE

 **SEASONAL LIVING®**

TEL 512-554-5738 FAX 512-681-9188 WEB [SeasonalLiving.com](http://SeasonalLiving.com)

Visit [SeasonalLiving.com](http://SeasonalLiving.com) for complete product information.  
 Seasonal Living reserves the right to make minor design changes and to discontinue items,  
 materials and/or colors without notice. Printed colors cannot be guaranteed for accuracy.







LEFT ARM FACING



Also available in  
RIGHT ARM FACING



Imperial Spritz looks great with our  
TIME STOOL/ACCENT TABLE



Try Imperial Spritz with our  
NEPTUNE CHAIR + OTTOMAN

## IMPERIAL SPRITZ ONE ARM CHAISE

ITEM NUMBER	105FT004P2-CH-LAF		LEFT ARM FACING	
	105FT004P2-CH-RAF		RIGHT ARM FACING	
DIMENSIONS (IN)	NET 44W 66D 33H			
	SEAT WIDTH 37	SEAT DEPTH 24	SEAT HEIGHT 21	ARM HEIGHT 22
	GROSS 46W 68D 35H			
DIMENSIONS (CM)	NET 112W 167.5D 84H			
	SEAT WIDTH 94	SEAT DEPTH 61	SEAT HEIGHT 53.5	ARM HEIGHT 56
	GROSS 117W 172.5D 89H			
WEIGHT	Contact us for additional information			
MATERIALS	Marine-grade plywood frame, 1.8 LB anti-microbial foam, water barrier, polyolefin feet with rubber glides; Trillium filled back pillows with zippered covers in Fizz Collection fabrics or COM			
NOTES	Includes 1 seat cushion, 1 reversible back pillow			
	Shown in Sunbelievable™ Cove Pearl 100% solution-dyed acrylic			
	Yardage requirements: Check with us before placing orders for any fabrics; approx. 9 yards			
	Ships polybag wrapped on carton tray			

**FIND SOUTHLAKE CUSTOM UPHOLSTERY OPTIONS AT [SEASONALLIVING.COM](http://SEASONALLIVING.COM)**  
**MADE TO ORDER · 6 WEEKS LEAD TIME**  
**SHIPS DIRECTLY FROM WEST COAST FACTORY, USA**

Read important product information at the beginning of the Fizz section.



CHOOSE FROM OUR FIZZ  
FABRIC COLLECTION

 **SEASONAL LIVING®**

TEL 512-554-5738 FAX 512-681-9188 WEB [SeasonalLiving.com](http://SeasonalLiving.com)

Visit [SeasonalLiving.com](http://SeasonalLiving.com) for complete product information.  
 Seasonal Living reserves the right to make minor design changes and to discontinue items,  
 materials and/or colors without notice. Printed colors cannot be guaranteed for accuracy.





## IMPERIAL SPRITZ ARMLESS APARTMENT SOFA

ITEM NUMBER	105FT004P2-SAS
DIMENSIONS (IN)	NET 72 W 43 D 33 H SEAT WIDTH 72 SEAT DEPTH 24 SEAT HEIGHT 21 GROSS 74 W 45 D 35 H
DIMENSIONS (CM)	NET 183 W 109 D 84 H SEAT WIDTH 183 SEAT DEPTH 61 SEAT HEIGHT 53.5 GROSS 188 W 114.5 D 89 H
WEIGHT	Contact us for additional information
MATERIALS	Marine-grade plywood frame, 1.8 LB anti-microbial foam, water barrier, polyolefin feet with rubber glides; Trillium filled back pillows with zippered covers in Fizz Collection fabrics or COM
NOTES	Includes 2 reversible seat cushions, 2 reversible back pillows Shown in Sunbelievable™ Cove Pearl 100% solution-dyed acrylic Yardage requirements: Check with us before placing orders for any fabrics; approx. 12 yards Ships polybag wrapped on carton tray

**FIND SOUTHLAKE CUSTOM UPHOLSTERY OPTIONS AT [SEASONALLIVING.COM](http://SEASONALLIVING.COM)**  
**MADE TO ORDER - 6 WEEKS LEAD TIME**  
**SHIPS DIRECTLY FROM WEST COAST FACTORY, USA**

Read important product information at the beginning of the Fizz section.



CHOOSE FROM OUR FIZZ  
FABRIC COLLECTION



Design your own  
IMPERIAL SPRITZ SECTIONAL



Try Imperial Spritz with our  
FORGE COFFEE TABLE



Imperial Spritz looks great with our  
NUBIAN FIRE PEDESTALS

 **SEASONAL LIVING®**

TEL 512-554-5738 FAX 512-681-9188 WEB [SeasonalLiving.com](http://SeasonalLiving.com)

Visit [SeasonalLiving.com](http://SeasonalLiving.com) for complete product information.  
 Seasonal Living reserves the right to make minor design changes and to discontinue items,  
 materials and/or colors without notice. Printed colors cannot be guaranteed for accuracy.





Design your own  
IMPERIAL SPRITZ SECTIONAL



Imperial Spritz looks great with our  
ANCARIS RING ACCENT TABLE



Try Imperial Spritz with our  
ETNA 'C' ACCENT TABLE

## IMPERIAL SPRITZ ARMLESS CHAIR

ITEM NUMBER	105FT004P2-SSA
DIMENSIONS (IN)	NET 36 W 43 D 33 H SEAT WIDTH 36 SEAT DEPTH 24 SEAT HEIGHT 21 GROSS 38 W 45 D 35 H
DIMENSIONS (CM)	NET 91.5 W 109 D 84 H SEAT WIDTH 91.5 SEAT DEPTH 61 SEAT HEIGHT 53.5 GROSS 96.5 W 114.5 D 89 H
WEIGHT	Contact us for additional information
MATERIALS	Marine-grade plywood frame, 1.8 LB anti-microbial foam, water barrier, polyolefin feet with rubber glides; Trillium filled back pillows with zippered covers in Fizz Collection fabrics or COM
NOTES	Includes 1 seat cushion, 1 reversible back pillow Shown in Sunbelievable™ Cove Pearl 100% solution-dyed acrylic Yardage requirements: Check with us before placing orders for any fabrics; approx. 7 yards Ships polybag wrapped on carton tray

**FIND SOUTHLAKE CUSTOM UPHOLSTERY OPTIONS AT [SEASONALLIVING.COM](http://SEASONALLIVING.COM)**  
**MADE TO ORDER • 6 WEEKS LEAD TIME**  
**SHIPS DIRECTLY FROM WEST COAST FACTORY, USA**

Read important product information at the beginning of the Fizz section.



**CHOOSE FROM OUR FIZZ  
FABRIC COLLECTION**



TEL 512-554-5738 FAX 512-681-9188 WEB [SeasonalLiving.com](http://SeasonalLiving.com)

Visit [SeasonalLiving.com](http://SeasonalLiving.com) for complete product information.  
Seasonal Living reserves the right to make minor design changes and to discontinue items, materials and/or colors without notice. Printed colors cannot be guaranteed for accuracy.





## IMPERIAL SPRITZ CORNER

ITEM NUMBER	105FT004P2-CRN
DIMENSIONS (IN)	NET 44 W 44 D 33 H SEAT WIDTH 24 SEAT DEPTH 24 SEAT HEIGHT 21 GROSS 46 W 46 D 35 H
DIMENSIONS (CM)	NET 112 W 112 D 84 H SEAT WIDTH 61 SEAT DEPTH 61 SEAT HEIGHT 53.5 GROSS 117 W 117 D 89 H
WEIGHT	Contact us for additional information
MATERIALS	Marine-grade plywood frame, 1.8 LB anti-microbial foam, water barrier, polyolefin feet with rubber glides; Trillium filled back pillows with zippered covers in Fizz Collection fabrics or COM
NOTES	Includes 1 reversible seat cushion, 2 reversible back pillows Shown in Sunbelievable™ Cove Pearl 100% solution-dyed acrylic Yardage requirements: Check with us before placing orders for any fabrics; approx. 9 yards Ships polybag wrapped on carton tray

**FIND SOUTHLAKE CUSTOM UPHOLSTERY OPTIONS AT [SEASONALLIVING.COM](http://SEASONALLIVING.COM)**  
**MADE TO ORDER - 6 WEEKS LEAD TIME**  
**SHIPS DIRECTLY FROM WEST COAST FACTORY, USA**

Read important product information at the beginning of the Fizz section.



**CHOOSE FROM OUR FIZZ  
FABRIC COLLECTION**



Design your own  
IMPERIAL SPRITZ SECTIONAL



Try Imperial Spritz with our  
DAVENPORT SQUARE CUBE



Imperial Spritz looks great with our  
LIMA COFFEE TABLE

 **SEASONAL LIVING®**

TEL 512-554-5738 FAX 512-681-9188 WEB [SeasonalLiving.com](http://SeasonalLiving.com)

Visit [SeasonalLiving.com](http://SeasonalLiving.com) for complete product information.  
 Seasonal Living reserves the right to make minor design changes and to discontinue items,  
 materials and/or colors without notice. Printed colors cannot be guaranteed for accuracy.







Design your own  
IMPERIAL SPRITZ SECTIONAL



Imperial Spritz looks great with our  
FUEGO LOUNGE CHAIR



Try Imperial Spritz with our  
FUEGO ACCENT TABLE

## IMPERIAL SPRITZ CUDDLE CORNER

ITEM NUMBER	105FT004P2-CC
DIMENSIONS (IN)	NET 56 W 56 D 33 H SEAT WIDTH 46 SEAT DEPTH 46 SEAT HEIGHT 21 ARM HEIGHT 22 GROSS 57 W 57 D 35 H
DIMENSIONS (CM)	NET 142 W 142 D 84 H SEAT WIDTH 117 SEAT DEPTH 117 SEAT HEIGHT 53.5 ARM HEIGHT 56 GROSS 145 W 145 D 89 H
WEIGHT	Contact us for additional information
MATERIALS	Marine-grade plywood frame, 1.8 LB anti-microbial foam, water barrier, polyolefin feet with rubber glides; Trillium filled back pillows with zippered covers in Fizz Collection fabrics or COM
NOTES	Includes 1 reversible seat cushion, 2 reversible back pillows Shown in Sunbelievable™ Cove Pearl 100% solution-dyed acrylic Yardage requirements: Check with us before placing orders for any fabrics; approx. 11 yards Ships polybag wrapped on carton tray

**FIND SOUTHLAKE CUSTOM UPHOLSTERY OPTIONS AT [SEASONALLIVING.COM](http://SEASONALLIVING.COM)**  
**MADE TO ORDER • 6 WEEKS LEAD TIME**  
**SHIPS DIRECTLY FROM WEST COAST FACTORY, USA**

Read important product information at the beginning of the Fizz section.



**CHOOSE FROM OUR FIZZ  
FABRIC COLLECTION**



TEL 512-554-5738 FAX 512-681-9188 WEB [SeasonalLiving.com](http://SeasonalLiving.com)

Visit [SeasonalLiving.com](http://SeasonalLiving.com) for complete product information.  
Seasonal Living reserves the right to make minor design changes and to discontinue items, materials and/or colors without notice. Printed colors cannot be guaranteed for accuracy.





LEFT ARM FACING

## IMPERIAL SPRITZ ONE ARM PIANO

ITEM NUMBER	105FT004P2-P-LAF LEFT ARM FACING 105FT004P2-P-RAF RIGHT ARM FACING
DIMENSIONS (IN)	NET 56W 56D 33H SEAT WIDTH 46 SEAT DEPTH 46 SEAT HEIGHT 21 ARM HEIGHT 22 GROSS 58W 58D 35H
DIMENSIONS (CM)	NET 142W 142D 84H SEAT WIDTH 117 SEAT DEPTH 117 SEAT HEIGHT 53.5 ARM HEIGHT 56 GROSS 147.5W 147.5D 89H
WEIGHT	Contact us for additional information
MATERIALS	Marine-grade plywood frame, 1.8 LB anti-microbial foam, water barrier, polyolefin feet with rubber glides; Trillium filled back pillows with zippered covers in Fizz Collection fabrics or COM
NOTES	Includes 1 seat cushion, 1 reversible back pillow Shown in Sunbelievable™ Cove Pearl 100% solution-dyed acrylic Yardage requirements: Check with us before placing orders for any fabrics; approx. 11 yards Ships polybag wrapped on carton tray

**FIND SOUTHLAKE CUSTOM UPHOLSTERY OPTIONS AT [SEASONALLIVING.COM](http://SEASONALLIVING.COM)**  
**MADE TO ORDER - 6 WEEKS LEAD TIME**  
**SHIPS DIRECTLY FROM WEST COAST FACTORY, USA**

Read important product information at the beginning of the Fizz section.



CHOOSE FROM OUR FIZZ  
FABRIC COLLECTION



Also available in  
RIGHT ARM FACING



Try Imperial Spritz with our  
DAVENPORT SQUARE CUBE



Imperial Spritz looks great with our  
ANCARIS STOOL

 **SEASONAL LIVING®**

TEL 512-554-5738 FAX 512-681-9188 WEB [SeasonalLiving.com](http://SeasonalLiving.com)

Visit [SeasonalLiving.com](http://SeasonalLiving.com) for complete product information.  
 Seasonal Living reserves the right to make minor design changes and to discontinue items,  
 materials and/or colors without notice. Printed colors cannot be guaranteed for accuracy.





CAPRI













CAPRI







The **Capri Collection** is named after the spectacular (and fashionable) limestone block of an island located in the Tyrrhenian Sea off the Sorrento Peninsula, on the south side of the Gulf of Naples in the Campania region of Italy. This collection is a nod to a sophisticated and care-free way of island living. Travelling around the island, you cannot miss the fact that everything is centered around a primary principle of style and beauty.

Stunning garden perfumes of wisteria, olive and umbrella pines further enhance the dream of this celebrity destination. Long the preserve of the jet set, this craggy rock has long been synonymous with some of the world's greatest love affairs. Stylish outdoor living coupled with a stunning Mediterranean climate helps to explain why this European resort was a favorite with the likes of Emperor Augustus and Tiberius.

In keeping with Capri's sense of style, this collection provides for not only great, flexible looks—dress it up at night, or relax by day with easy-care fabric slipcovers that take only a few minutes to swap out so that you can enjoy flexible, stylish outdoor furniture. Dream away on this flexible collection as you contemplate your next summer escape on one of the pristine yachts that dot coastal inlets and harbors.



**SouthLake**  
FABRIC COLLECTION  
SEASONAL LIVING™

# CAPRI



## **GENEROUS PROPORTIONS CREATE GREATER COMFORT**

Our designs, pitch and dimensions are intended to promote lounging and relaxation.



## **GOOD SELECTION OF EASY CARE FABRICS**

Selection of European furniture slip covers to meet your specifications, including COM options.



## **CLEAN, TRANSITIONAL DESIGNS**

Elegantly tapered, stylish designs complement most specifications.



## **CHANGE IN A JIFFY**

Easy ON and easy OFF— discreetly tailored slipcovers allow for no-hassle furniture cover changes.







### ECO-FRIENDLY

Polypropylene weave material can be recycled at least four times.



### HAND-TAILORED DETAILS

Discreet zippers and fine stitching make for casual, yet refined high-quality craftsmanship details.



### QUIETLY SOPHISTICATED

Comfortable indoor styling details mask the dividing line between **IN** and **OUTdoors**.



### CARE-FREE FRAMES

Powder-coated aluminum frames allow for easy maintenance.



### PROTECTIVE GLIDES

Designed to protect furniture and flooring.



### SOFT & CLASSY

Strong yet baby-soft (100% recyclable) selection of polyester DuPont™ Fabric Shield tailored furniture slipcovers to meet classic or traditional styling.

## OPTIONS WHEN ORDERING CAPRI FURNITURE

### SELECT A FURNITURE FRAME AND CUSHION SET ONLY



#### DINING CHAIR

620FT090P2

FRAME AND CUSHION SET (NO SLIPCOVERS)



#### LOUNGE CHAIR

620FT091P2

FRAME AND CUSHION SET (NO SLIPCOVERS)



#### 3-SEAT SOFA

620FT092P2

FRAME AND CUSHION SET (NO SLIPCOVERS)

OR

### SELECT A COMPLETE FURNITURE AND SLIPCOVER FABRIC SET

Slipcovers are made to order and ship separately in about 2 weeks for in-stock fabrics.

#### DINING CHAIR



#### CHAIR WITH GLACIER WHITE SLIPCOVERS

620FT090FC-GW



#### CHAIR WITH PRAIRIE WHEAT SLIPCOVERS

620FT090FC-PW



#### CHAIR WITH SLATE GRAY SLIPCOVERS

620FT090FC-G

CUSTOMER'S OWN  
MATERIAL

COM COVER SET  
620FT090FC-COM

#### LOUNGE CHAIR



#### CHAIR WITH GLACIER WHITE SLIPCOVERS

620FT091FC-GW



#### CHAIR WITH PRAIRIE WHEAT SLIPCOVERS

620FT091FC-PW



#### CHAIR WITH SLATE GRAY SLIPCOVERS

620FT091FC-G

CUSTOMER'S OWN  
MATERIAL

COM COVER SET  
620FT091FC-COM

#### 3-SEAT SOFA



#### SOFA WITH GLACIER WHITE SLIPCOVERS

620FT092FC-GW



#### SOFA WITH PRAIRIE WHEAT SLIPCOVERS

620FT092FC-PW



#### SOFA WITH SLATE GRAY SLIPCOVERS

620FT092FC-G

CUSTOMER'S OWN  
MATERIAL

COM COVER SET  
620FT092FC-COM



AND

## SELECT OPTIONAL ADD-ONS

Covers are made to order and ship separately in about 2 weeks for in-stock fabrics.

### 20" SQUARE PILLOW

INCLUDES KNIFE EDGE PILLOW INSERT + COVER



**GLACIER WHITE**  
620FT093-GWS20



**PRAIRIE WHEAT**  
620FT093-PWS20



**SLATE GRAY**  
620FT093-SGS20



**CUSTOMER'S OWN  
MATERIAL**

**COM**  
620FT093-COMS20

### 20x14" LUMBAR PILLOW

INCLUDES KNIFE EDGE PILLOW INSERT + COVER



**GLACIER WHITE**  
620FT093-GWL20



**PRAIRIE WHEAT**  
620FT093-PWL20



**SLATE GRAY**  
620FT093-SGL20



**CUSTOMER'S OWN  
MATERIAL**

**COM**  
620FT093-COML20



## TEXSILK STOCK FABRIC OPTIONS

SouthLake custom fabric upgrades available.



**GLACIER WHITE**



**PRAIRIE WHEAT**



**SLATE GRAY**



Scan to watch a video on installing Capri slipcovers  
[SeasonalLiving.com/capri-covers](https://SeasonalLiving.com/capri-covers)

## Capri Collection

WOVEN AND SYNTHETIC FURNITURE



### CAPRI LOUNGE CHAIR

ITEM NUMBER	620FT091P2	FRAME + CUSHION SET ONLY
	620FT091FC-GW	FRAME + CUSHION SET WITH GLACIER WHITE SLIPCOVERS
	620FT091FC-PW	FRAME + CUSHION SET WITH PRAIRIE WHEAT SLIPCOVERS
	620FT091FC-G	FRAME + CUSHION SET WITH SLATE GRAY SLIPCOVERS

DIMENSIONS (IN)	NET 32 W 33 D 33 H			
	SEAT WIDTH 24	SEAT DEPTH 25	SEAT HEIGHT 20.5	ARM HEIGHT 24
	GROSS 33 W 34 D 34 H			

DIMENSIONS (CM)	NET 81.5 W 84 D 84 H			
	SEAT WIDTH 61	SEAT DEPTH 63.5	SEAT HEIGHT 52	ARM HEIGHT 61
	GROSS 84 W 86.5 D 86.5 H			

WEIGHT	NET 23.5 LB GROSS 27.5 LB   NET 10.5 KG GROSS 12.5 KG
--------	---

VOLUME	33.9 CBF .96 CBM
--------	------------------

MATERIALS	Brown Beach powder-coated aluminum frame, crushed QuickDry foam seat and back cushions with Texsilk soft Olefin slipcovers, nylon glides
-----------	--

NOTES	Choose from 3 Texsilk fabric slipcover options when you place your order, or order the frame only
	SouthLake and COM fabric upgrades also available (please contact customer service)
	Includes 1 seat cushion, 1 back cushion
	Frame ships in 1 carton-wrapped package; slipcovers ship directly from manufacturer

Read important product information at the front of this section.



SOUTHLAKE FABRIC  
UPGRADES AVAILABLE




Try Capri with our  
SQUARE CUBES


#### CAPRI STOCK FABRICS



Glacier White  
620FT091FC-GW



Prairie Wheat  
620FT091FC-PW



Slate Gray  
620FT091FC-G



SEASONAL LIVING®

TEL 512-554-5738 FAX 512-681-9188 WEB SeasonalLiving.com

Visit SeasonalLiving.com for complete product information.  
Seasonal Living reserves the right to make minor design changes and to discontinue items, materials and/or colors without notice. Printed colors cannot be guaranteed for accuracy.







### CAPRI 3-SEAT SOFA

ITEM NUMBER	620FT094P2	FRAME + CUSHION SET ONLY		
	620FT094FC-GW	FRAME + CUSHION SET WITH GLACIER WHITE SLIPCOVERS		
	620FT094FC-PW	FRAME + CUSHION SET WITH PRAIRIE WHEAT SLIPCOVERS		
	620FT094FC-G	FRAME + CUSHION SET WITH SLATE GRAY SLIPCOVERS		
DIMENSIONS (IN)	NET 78W 33D 33H			
	SEAT WIDTH 70	SEAT DEPTH 25	SEAT HEIGHT 20.5	ARM HEIGHT 24
	GROSS 79W 34D 34H			
DIMENSIONS (CM)	NET 198W 84D 84H			
	SEAT WIDTH 178	SEAT DEPTH 63.5	SEAT HEIGHT 52	ARM HEIGHT 61
	GROSS 201W 86.5D 86.5H			
WEIGHT	NET 49LB GROSS 54LB   NET 22KG GROSS 24.5KG			
VOLUME	47 CBF 1.33 CBM			
MATERIALS	Brown Beach powder-coated aluminum frame, crushed QuickDry foam seat and back cushions with Teksilk soft Olefin slipcovers, nylon glides			
NOTES	Choose from 3 Teksilk fabric slipcover options when you place your order, or order the frame only			
	SouthLake and COM fabric upgrades also available (please contact customer service)			
	Includes 2 seat cushions, 2 back cushions			
	Frame ships in 1 carton-wrapped package; slipcovers ship directly from manufacturer			


#### CAPRI STOCK FABRICS



Glacier White  
620FT094FC-GW



Prairie Wheat  
620FT094FC-PW



Slate Gray  
620FT094FC-G



TEL 512-554-5738 FAX 512-681-9188 WEB SeasonalLiving.com

Visit SeasonalLiving.com for complete product information.  
Seasonal Living reserves the right to make minor design changes and to discontinue items, materials and/or colors without notice. Printed colors cannot be guaranteed for accuracy.



SOUTHLAKE FABRIC  
UPGRADES AVAILABLE

Read important product information at the front of this section.

## Capri Collection

WOVEN AND SYNTHETIC FURNITURE



### CAPRI DINING CHAIR

ITEM NUMBER	620FT090P2
	SET OF 2 FRAME + CUSHION SETS
	620FT090FC-GW
	SET OF 2 FRAME + CUSHION SETS WITH GLACIER WHITE SLIPCOVERS
	620FT090FC-PW
	SET OF 2 FRAME + CUSHION SETS WITH PRAIRIE WHEAT SLIPCOVERS
	620FT090FC-G
	SET OF 2 FRAME + CUSHION SETS WITH SLATE GRAY SLIPCOVERS
DIMENSIONS (IN)	NET 25 W 24 D 34 H
	SEAT WIDTH 18 SEAT DEPTH 19 SEAT HEIGHT 22 ARM HEIGHT 26
	GROSS 30 W 26 D 35 H
DIMENSIONS (CM)	NET 63.5 W 61 D 86.5 H
	SEAT WIDTH 45.5 SEAT DEPTH 48.5 SEAT HEIGHT 56 ARM HEIGHT 66
	GROSS 76 W 66 D 89 H
WEIGHT	NET 18.5 LB GROSS 24 LB   NET 8.5 KG GROSS 11 KG
VOLUME	12 CBF .34 CBM
MATERIALS	Brown Beach powder-coated aluminum frame, crushed QuickDry foam seat cushion with Teksilk soft Olefin slipcovers, nylon glides
NOTES	Sold as set of 2
	Choose from 3 Teksilk fabric slipcover options when you place your order, or order the frame only
	SouthLake and COM fabric upgrades also available (please contact customer service)
	Includes 1 seat cushion
	Set of 2 frames ships in 2 carton-wrapped packages; slipcovers ship directly from manufacturer




Capri looks great with our  
VIOLA DINING TABLE


#### CAPRI STOCK FABRICS



Glacier White  
620FT090FC-GW



Prairie Wheat  
620FT090FC-PW



Slate Gray  
620FT090FC-G

Read important product information at the front of this section.



SOUTHLAKE FABRIC  
UPGRADES AVAILABLE



SEASONAL LIVING®

TEL 512-554-5738 FAX 512-681-9188 WEB SeasonalLiving.com

Visit SeasonalLiving.com for complete product information.  
Seasonal Living reserves the right to make minor design changes and to discontinue items,  
materials and/or colors without notice. Printed colors cannot be guaranteed for accuracy.






Try Capri with our  
BOWNESS COFFEE TABLE


#### CAPRI STOCK FABRICS



Glacier White  
620FT093FC-GW



Prairie Wheat  
620FT093FC-PW



Slate Gray  
620FT093FC-G

### CAPRI FURNITURE GROUP

ITEM NUMBER	620FT093P2G
	FRAME AND CUSHION SETS FOR 2 LOUNGE CHAIRS + 1 SOFA
	620FT093FC-GW
	FURNITURE GROUP FRAME + CUSHION SETS WITH GLACIER WHITE SLIPCOVERS
	620FT093FC-PW
	FURNITURE GROUP FRAME + CUSHION SETS WITH PRAIRIE WHEAT SLIPCOVERS
	620FT093FC-G
	FURNITURE GROUP FRAME + CUSHION SETS WITH SLATE GRAY SLIPCOVERS
DIMENSIONS (IN)	NET CHAIR 32 W 33 D 33 H
	NET SOFA 78 W 33 D 33 H
DIMENSIONS (CM)	NET CHAIR 81.5 W 84 D 84 H
	NET SOFA 198 W 84 D 84 H
WEIGHT	NET CHAIR EA 23.5 LB SOFA 49 LB
	NET CHAIR EA 10.5 KG SOFA 22 KG
MATERIALS	Brown Beach powder-coated aluminum frame, crushed QuickDry foam seat and back cushions with Teksilk soft Olefin slipcovers, nylon glides
NOTES	Includes 2 lounge chairs, 1 sofa
	Choose from 3 Teksilk fabric slipcover options when you place your order, or order the frame only
	SouthLake and COM fabric upgrades also available (please contact customer service)
	See individual product pages for more product details
	Frames ship in 3 carton-wrapped packages; slipcovers ship directly from manufacturer

Read important product information at the front of this section.



SOUTHLAKE FABRIC  
UPGRADES AVAILABLE



TEL 512-554-5738 FAX 512-681-9188 WEB SeasonalLiving.com

Visit SeasonalLiving.com for complete product information.  
Seasonal Living reserves the right to make minor design changes and to discontinue items, materials and/or colors without notice. Printed colors cannot be guaranteed for accuracy.






# ARCHIPELAGO









# ARCHIPELAGO





# ARCHIPELAGO







The archipelagos of the earth, strewn like pearls across endless, crystal turquoise seas, have sparked the imagination since the dawn of ancient maritime history. Exploring these far-flung islands leaves you open to powerful experiences, from conquering the frozen Faroe Islands and their steely spirit, to succumbing to the pull of crisp-white tropical beaches that fringe tiny islands floating in jewel-toned, equatorial waters, such as the Andaman Archipelago. Today, the fascination lingers, inspiring our designers to channel their passions into making the functional art that is our **Archipelago Collection**.

For generations, craftspeople living along the edges of the planet's archipelagos—from Norway's Svalbard in the Arctic Sea, to Tierra del Fuego across the Strait of Magellan—have been inspired by the icy northern waters and tropical iridescent blue seas that surround them. They have infused the Archipelago Collection with light, reflecting the silvery greys and soft taupe and topaz hues that glint off southern waters; sheer cliff slate and charcoal, drawn from the chilled, rocky terrain of the north; and Turkish blues that play off softer ocean tones in this luxurious dining, seating, and lounging collection. Sink back, relax and let your mind drift to the archipelagos of the world where dreams become reality.

This handcrafted collection is finely crafted using powder-coated metals, lovingly wrapped with polypropylene yarns that are twisted and knotted to create alluring shapes, styles, textures, and patterns. Airy-comfort is key here. But, of course it is. Luxury like this is not merely artful, it transports you to faraway destinations, whether they exist along the equator, in the Arctic, or the wide world of your imagination.

# ARCHIPELAGO



## **RICH FABRIC TEXTURES**

Textured and visually interesting fabrics are stocked with each product. But, if you are wanting custom options, consider our wide range of fabric upgrades.



## **PERFECTLY SQUISHY**

Chopped QuickDry foam provides for care-free deep cushion back comfort.



## **NO MUSS NO FUSS**

Hate assembling anything? This collection has your name on it. Open the box, take it out and sit down.



## **PACKAGED TO DO BATTLE**

New and reinforced outer packaging to fight the FedEx Forces means we go to battle to deliver stunning furniture with limited carrier damage.



## **HIGH-QUALITY POLYPROPYLENE**

Our “Super Braid” highly-durable polypropylene weaves provide for longevity and style.



## **WOVEN TO PERFECTION**

Generational Archipelago weaving skills have taught us a thing or two about sophisticated and beautiful weaves.







### ECO-FRIENDLY

Polypropylene weave material can be recycled at least four times.



### BEAUTIFUL SOPHISTICATED ALUMINUM FRAMES

A wide array of neutral, high-quality powder-coated frames provide you with choice and flexibility. There's something for **IN or OUTdoors**, whatever your needs.



### EXCEPTIONAL DEEP SEATING COMFORT

Thick regular foam seat cores wrapped in our 'raincoat' provide the soft ride of indoor seating with the promise of carefree outdoor living.



### WASH N BLO

Are you the type who likes less fuss? Easy care materials make this a tropical breeze.



### WE DON'T MIX OUR PS & QS

When it comes to comfort, our hand-woven polypropylene is not only durable, it's designed for seating comfort to cushion and support.



### TINY CRAFTSMANSHIP DETAILS

Glides perfectly positioned to make sure that your ride is well protected.



### CONTRACT READY FRAMES

Our frames meet most contract standards.







Archipelago products are fashioned by skilled craftsmen, starting with metal frame fabrication.

Clockwise from top: A metal frame is shaped. Metal components are machined by hand. A craftsmen welds an aluminum frame





handcrafting our  
**ARCHIPELAGO  
COLLECTION**



Clockwise from top left:  
Cushion covers are hand-sewn.  
Polypropylene is woven around  
powder-coated metal frames for  
outdoor protection. Templates  
are checked for accuracy. Cushion  
covers are cut, sewn and assembled.











This product also available in  
DARK GRAY | RED CUSHION



Try Fernando de Noronha with our  
BILL ACCENT TABLE

## FERNANDO DE NORONHA CHAIR

ITEM NUMBER	620FT005P2CRC
	CRIMSON FRAME   DEEP CRIMSON RED WEAVE   GRAY CUSHION
	620FT005P2DGP
	DARK GRAY FRAME   DARK PEBBLE WEAVE   RED CUSHION
DIMENSIONS (IN)	NET 40 W 33 D 45 H
	SEAT WIDTH 21 SEAT DEPTH 24 SEAT HEIGHT 17.5
	GROSS 42 W 34 D 47 H
DIMENSIONS (CM)	NET 101.5 W 84 D 114.5 H
	SEAT WIDTH 53.5 SEAT DEPTH 61 SEAT HEIGHT 44.5
	GROSS 106.5 W 86.5 D 119.5 H
WEIGHT	NET 24.5 LB GROSS 40 LB   NET 11 KG GROSS 18 KG
VOLUME	50.5 CBF 1.43 CBM
MATERIALS	Powder-coated aluminum frame, polypropylene rope weave, black nylon glides; regular foam cushion with raincoat and Ateja spun polyester zippered cover
NOTES	Includes 1 seat cushion
	Ships in 1 carton box

Read important product information at the front of the Archipelago section.



SOUTHLAKE FABRIC  
UPGRADES AVAILABLE

 **SEASONAL LIVING®**


TEL 512-554-5738 FAX 512-681-9188 WEB SeasonalLiving.com

Visit SeasonalLiving.com for complete product information.  
Seasonal Living reserves the right to make minor design changes and to discontinue items,  
materials and/or colors without notice. Printed colors cannot be guaranteed for accuracy.









This product also available in  
DARK GRAY | EBONY



Nicobar looks great with our  
SQUARE CUBES

## NICOBAR CHAIR + OTTOMAN SET

ITEM NUMBER	620FT006P2DGED
	DARK GRAY FRAME   EBONY AND DOVE GRAY WEAVE   SILVER GRAY CUSHION
	620FT006P2LGAD
	LIGHT GRAY FRAME   AQUA AND DOVE GRAY WEAVE   SILVER GRAY CUSHION
DIMENSIONS (IN)	NET CHAIR 41 W 30 D 52.5 H
	SEAT WIDTH 19 SEAT DEPTH 21 SEAT HEIGHT 17
	NET OTTOMAN 23.5 W 19 D 13.5 H SEAT HEIGHT 13.5
	GROSS 43 W 33 D 54 H
DIMENSIONS (CM)	NET CHAIR 104 W 76 D 133.5 H
	SEAT WIDTH 48.5 SEAT DEPTH 53.5 SEAT HEIGHT 43
	NET OTTOMAN 59.5 W 48.5 D 34.5 H SEAT HEIGHT 34.5
	GROSS 109 W 84 D 137 H
WEIGHT	NET CHAIR 35 LB OTTOMAN 10 LB   GROSS CHAIR 51.6 LB OTTOMAN 12 LB
	NET CHAIR 16 KG OTTOMAN 4.5 KG   GROSS CHAIR 23.5 KG OTTOMAN 5.5 KG
VOLUME	CHAIR 26.5 CBF .75 CBM OTTOMAN 4.13 CBF .12 CBM
MATERIALS	Powder-coated aluminum frame, polypropylene rope weave, black nylon glides; fast-dry foam cushion with crocheted zippered cover
NOTES	Sold as a set of 1 chair and 1 ottoman in same color
	Chair and ottoman each include 1 seat cushion
	Chair + Ottoman set ships in 1 carton box

Read important product information at the front of the Archipelago section.



SOUTHLAKE FABRIC  
UPGRADES AVAILABLE

 **SEASONAL LIVING®**

TEL 512-554-5738 FAX 512-681-9188 WEB SeasonalLiving.com

Visit SeasonalLiving.com for complete product information.

Seasonal Living reserves the right to make minor design changes and to discontinue items, materials and/or colors without notice. Printed colors cannot be guaranteed for accuracy.

## Archipelago Collection

WOVEN AND SYNTHETIC FURNITURE



### IONIAN LOUNGE CHAIR

ITEM NUMBER	620FT026P2CWT
	COCONUT WHITE FRAME   CARDAMOM TAUPE WEAVE
	620FT026P2DGT
	DARK GRAY FRAME   CARDAMOM TAUPE WEAVE

DIMENSIONS (IN)	NET 28 W 28.5 D 32 H
	SEAT WIDTH 19 SEAT DEPTH 20 SEAT HEIGHT 13.5
	GROSS 29 W 30 D 33 H

DIMENSIONS (CM)	NET 71 W 72.5 D 81.5 H
	SEAT WIDTH 48.5 SEAT DEPTH 51 SEAT HEIGHT 34.5
	GROSS 73.5 W 76 D 84 H

WEIGHT	NET 12 LB GROSS 32.5 LB   NET 5.5 KG GROSS 14.5 KG
--------	--

VOLUME	18.4 CBF .52 CBM
--------	------------------

MATERIALS	Powder-coated aluminum frame, polypropylene rope weave, black nylon glides
-----------	--

NOTES	Ships in 1 carton box
-------	-----------------------

Read important product information at the front of the Archipelago section.



THIS ITEM SHIPS  
VIA UPS OR FEDEX



This product also available in  
DARK GRAY | CARDAMOM TAUPE



Try Ionian with our  
BOWNESS COFFEE TABLE

 **SEASONAL LIVING®**

TEL 512-554-5738 FAX 512-681-9188 WEB SeasonalLiving.com

Visit SeasonalLiving.com for complete product information.  
Seasonal Living reserves the right to make minor design changes and to discontinue items,  
materials and/or colors without notice. Printed colors cannot be guaranteed for accuracy.





This product also available in  
COCONUT WHITE | CARDAMOM TAUPE



Ionian looks great with our  
VIOLA DINING TABLE

## IONIAN DINING CHAIR

ITEM NUMBER	620FT025P2CWT	SET OF 2
	COCONUT WHITE FRAME   CARDAMOM TAUPE WEAVE	
	620FT025P2DGT	SET OF 2
	DARK GRAY FRAME   CARDAMOM TAUPE WEAVE	
DIMENSIONS (IN)	NET 27 W 25.5 D 34 H	
	SEAT WIDTH 16	SEAT DEPTH 18 SEAT HEIGHT 18
	GROSS SET OF 2 30 W 30 D 55 H	
DIMENSIONS (CM)	NET 38.5 W 65 D 86.5 H	
	SEAT WIDTH 40.5	SEAT DEPTH 45.5 SEAT HEIGHT 45.5
	GROSS SET OF 2 71 W 68.5 D 90 H	
WEIGHT	NET 11 LB	GROSS SET OF 2 52 LB   NET 5 KG GROSS SET OF 2 23.5 KG
VOLUME	SET OF 2 13.8 CBF .39 CBM	
MATERIALS	Powder-coated aluminum frame, polypropylene rope weave, black nylon glides	
NOTES	Sold as set of 2 in same color	
	Set of 2 ships in 1 carton box	

Read important product information at the front of the Archipelago section.



THIS ITEM SHIPS  
VIA UPS OR FEDEX



TEL 512-554-5738 FAX 512-681-9188 WEB SeasonalLiving.com

Visit SeasonalLiving.com for complete product information.  
Seasonal Living reserves the right to make minor design changes and to discontinue items, materials and/or colors without notice. Printed colors cannot be guaranteed for accuracy.







Archipelago Collection

WOVEN AND SYNTHETIC FURNITURE



STOCKHOLM DINING ARMCHAIR

ITEM NUMBER	620FT040P2CWD	SET OF 2
	COCONUT WHITE FRAME   DOVE GRAY WEAVE	
	620FT040P2DGP	SET OF 2
	DARK GRAY FRAME   DARK PEBBLE WEAVE	
DIMENSIONS (IN)	NET 23 W 25 D 33 H	
	SEAT WIDTH 19	SEAT DEPTH 18 SEAT HEIGHT 17 ARM HEIGHT 25
	GROSS SET OF 2 31.5 W 26 D 38.5 H	
DIMENSIONS (CM)	NET 58.5 W 63.5 D 84 H	
	SEAT WIDTH 48.5	SEAT DEPTH 45.5 SEAT HEIGHT 44 ARM HEIGHT 63.5
	GROSS SET OF 2 80 W 66 D 98 H	
WEIGHT	NET 13 LB GROSS SET OF 2 49 LB   NET 6 KG GROSS SET OF 2 22 KG	
VOLUME	SET OF 2 12.4 CBF .35 CBM	
MATERIALS	Powder-coated aluminum frame, polypropylene weave, black nylon glides; regular foam cushion with raincoat and Regency String spun polyester zippered cover with Velcro strap	
NOTES	Sold as set of 2 in same color	
	Can stack 4-8 pieces for storage	
	Set of 2 ships in 1 carton box	

Read important product information at the front of this section.

 SOUTHLAKE FABRIC  
UPGRADES AVAILABLE

 THIS ITEM SHIPS  
VIA UPS OR FEDEX



This product also available in  
DARK GRAY | DARK PEBBLE



Stockholm looks great with our  
SIA TABLE

 SEASONAL LIVING®

TEL 512-554-5738 FAX 512-681-9188 WEB SeasonalLiving.com

Visit SeasonalLiving.com for complete product information.  
Seasonal Living reserves the right to make minor design changes and to discontinue items,  
materials and/or colors without notice. Printed colors cannot be guaranteed for accuracy.





This product also available in  
COCONUT WHITE | DOVE GRAY



Try Stockholm with our  
SENZA TABLE

## STOCKHOLM DINING SIDE CHAIR

ITEM NUMBER	620FT041P2CWD SET OF 2
	COCONUT WHITE FRAME   DOVE GRAY WEAVE
	620FT041P2DGP SET OF 2
	DARK GRAY FRAME   DARK PEBBLE WEAVE
DIMENSIONS (IN)	NET 20.5 W 25 D 33 H
	SEAT WIDTH 19 SEAT DEPTH 18 SEAT HEIGHT 17
	GROSS SET OF 2 31.5 W 22 D 38.5 H
DIMENSIONS (CM)	NET 52 W 63.5 D 84 H
	SEAT WIDTH 48.5 SEAT DEPTH 45.5 SEAT HEIGHT 43
	GROSS SET OF 2 80 W 56 D 98 H
WEIGHT	NET 13 LB GROSS SET OF 2 46.7 LB   NET 6 KG GROSS SET OF 2 21 KG
VOLUME	SET OF 2 8.8 CBF .25 CBM
MATERIALS	Powder-coated aluminum frame, polypropylene weave, black nylon glides; regular foam cushion with raincoat and Regency String spun polyester zippered cover with Velcro strap
NOTES	Sold as set of 2 in same color
	Can stack 4–8 pieces for storage
	Set of 2 ships in 1 carton box

Read important product information at the front of the Archipelago section.



SOUTHLAKE FABRIC  
UPGRADES AVAILABLE



THIS ITEM SHIPS  
VIA UPS OR FEDEX



TEL 512-554-5738 FAX 512-681-9188 WEB SeasonalLiving.com

Visit SeasonalLiving.com for complete product information.  
Seasonal Living reserves the right to make minor design changes and to discontinue items,  
materials and/or colors without notice. Printed colors cannot be guaranteed for accuracy.

Archipelago Collection

WOVEN AND SYNTHETIC FURNITURE



STOCKHOLM COUNTER CHAIR

ITEM NUMBER	620FT045P2CWD	SET OF 2
	COCONUT WHITE FRAME   DOVE GRAY WEAVE	
	620FT045P2DGP	SET OF 2
	DARK GRAY FRAME   DARK PEBBLE WEAVE	
DIMENSIONS (IN)	NET 19 W 24.5 D 39 H	
	SEAT WIDTH 19	SEAT DEPTH 18.5 SEAT HEIGHT 26
	GROSS SET OF 2 32 W 22 D 53 H	
DIMENSIONS (CM)	NET 48.5 W 62 D 99 H	
	SEAT WIDTH 48.5	SEAT DEPTH 47 SEAT HEIGHT 66
	GROSS SET OF 2 81.5 W 56 D 134.5 H	
WEIGHT	NET 15 LB GROSS SET OF 2 57 LB   NET 7 KG GROSS SET OF 2 26 KG	
VOLUME	SET OF 2 10.9 CBF .31 CBM	
MATERIALS	Powder-coated aluminum frame with powder-coated Grade 304 brushed stainless steel footrest, polypropylene rope weave, black nylon glides; regular foam cushion with raincoat and Regency String spun polyester zippered cover with Velcro strap	
NOTES	Sold as set of 2 in same color	
	Can stack 2 pieces for storage	
	Set of 2 ships in 1 carton box	
ACCESSORIES	Seat Cushion See our section on SouthLake Fabric Upgrades	

Read important product information at the front of the Archipelago section.

 SOUTHLAKE FABRIC  
UPGRADES AVAILABLE

 THIS ITEM SHIPS  
VIA UPS OR FEDEX



This product also available in  
COCONUT WHITE | DOVE GRAY



Stockholm looks great with our  
PHIL COUNTER TABLE

 SEASONAL LIVING®

TEL 512-554-5738 FAX 512-681-9188 WEB SeasonalLiving.com

Visit SeasonalLiving.com for complete product information.  
Seasonal Living reserves the right to make minor design changes and to discontinue items,  
materials and/or colors without notice. Printed colors cannot be guaranteed for accuracy.





This product also available in  
DARK GRAY | DARK PEBBLE



Try Stockholm with our  
SUPER KOS BAR TABLE

## STOCKHOLM BAR CHAIR

ITEM NUMBER	620FT043P2CWD SET OF 2
	COCONUT WHITE FRAME   DOVE GRAY WEAVE
	620FT043P2DGP SET OF 2
	DARK GRAY FRAME   DARK PEBBLE WEAVE
DIMENSIONS (IN)	NET 19 W 24.5 D 41.5 H
	SEAT WIDTH 19 SEAT DEPTH 18.5 SEAT HEIGHT 28
	GROSS SET OF 2 31.5 W 27 D 58 H
DIMENSIONS (CM)	NET 48.5 W 62 D 105.5 H
	SEAT WIDTH 48.5 SEAT DEPTH 47 SEAT HEIGHT 71
	GROSS SET OF 2 80 W 68.5 D 147.5 H
WEIGHT	NET 16 LB GROSS SET OF 2 58 LB   NET 7.5 KG GROSS SET OF 2 26.5 KG
VOLUME	SET OF 2 14.5 CBF .41 CBM
MATERIALS	Powder-coated aluminum frame with powder-coated Grade 304 brushed stainless steel footrest, polypropylene rope weave, black nylon glides; regular foam cushion with raincoat and Regency String spun polyester zippered cover with Velcro strap
NOTES	Sold as set of 2 in same color
	Can stack 2 pieces for storage
	Set of 2 ships in 1 carton box

Read important product information at the front of the Archipelago section.



SOUTHLAKE FABRIC  
UPGRADES AVAILABLE



THIS ITEM SHIPS  
VIA UPS OR FEDEX



TEL 512-554-5738 FAX 512-681-9188 WEB SeasonalLiving.com

Visit SeasonalLiving.com for complete product information.  
Seasonal Living reserves the right to make minor design changes and to discontinue items,  
materials and/or colors without notice. Printed colors cannot be guaranteed for accuracy.



SAN BLAS COUNTER CHAIR

ITEM NUMBER	620FT052P2DGPD SET OF 2
DIMENSIONS (IN)	NET 22.5W 21.5D 37H SEAT WIDTH 19 SEAT DEPTH 15.5 SEAT HEIGHT 25 GROSS SET OF 2 30W 22D 56H
DIMENSIONS (CM)	NET 57W 54.5D 94H SEAT WIDTH 48.5 SEAT DEPTH 39.5 SEAT HEIGHT 63.5 GROSS SET OF 2 76W 56D 142H
WEIGHT	NET 13 LB GROSS SET OF 2 52 LB   NET 6 KG GROSS SET OF 2 23.5 KG
VOLUME	SET OF 2 14.5CBF .41CBM
MATERIALS	Dark Gray powder-coated aluminum frame with powder-coated Grade 304 brushed stainless steel footrest, Dark Pebble and Dove Gray polypropylene rope weave, black nylon glides
NOTES	Sold as set of 2 Can stack 2 pieces for storage Set of 2 ships in 1 carton box



San Blas looks great with our  
PHIL COUNTER TABLE

Read important product information at the front of the Archipelago section.



THIS ITEM SHIPS  
VIA UPS OR FEDEX



TEL 512-554-5738 FAX 512-681-9188 WEB SeasonalLiving.com

Visit SeasonalLiving.com for complete product information.  
Seasonal Living reserves the right to make minor design changes and to discontinue items,  
materials and/or colors without notice. Printed colors cannot be guaranteed for accuracy.





Try San Blas with our  
MYKONOS BAR TABLE



Try San Blas with our  
SUPER KOS BAR TABLE

## SAN BLAS BAR CHAIR

ITEM NUMBER	620FT051P2DGPD SET OF 2
DIMENSIONS (IN)	NET 23 W 21.5 D 42 H SEAT WIDTH 19 SEAT DEPTH 15.5 SEAT HEIGHT 30 GROSS SET OF 2 30 W 22 D 66 H
DIMENSIONS (CM)	NET 58.5 W 54.5 D 106.5 H SEAT WIDTH 48.5 SEAT DEPTH 39.5 SEAT HEIGHT 76 GROSS SET OF 2 73 W 56 D 167.5 H
WEIGHT	NET 14 LB GROSS SET OF 2 57 LB   NET 6.5 KG GROSS SET OF 2 26 KG
VOLUME	SET OF 2 17.7 CBF .5 CBM
MATERIALS	Dark Gray powder-coated aluminum frame with powder-coated Grade 304 brushed stainless steel footrest, Dark Pebble and Dove Gray polypropylene rope weave, black nylon glides
NOTES	Sold as set of 2 Can stack 2 pieces for storage Set of 2 ships in 1 carton box

Read important product information at the front of the Archipelago section.



THIS ITEM SHIPS  
VIA UPS OR FEDEX



TEL 512-554-5738 FAX 512-681-9188 WEB SeasonalLiving.com

Visit SeasonalLiving.com for complete product information.  
Seasonal Living reserves the right to make minor design changes and to discontinue items, materials and/or colors without notice. Printed colors cannot be guaranteed for accuracy.









## Archipelago Collection

WOVEN AND SYNTHETIC FURNITURE



### THE DANE DINING ARMCHAIR

ITEM NUMBER	620FT060P2DGP				SET OF 2
	DARK GRAY FRAME		DARK PEBBLE WEAVE		
	620FT060P2LGD				SET OF 2
	LIGHT GRAY FRAME		DOVE GRAY WEAVE		
DIMENSIONS (IN)	NET 24 W 25.5 D 33 H				
	SEAT WIDTH 21.5		SEAT DEPTH 21.5		SEAT HEIGHT 17.5
	ARM HEIGHT 23				
	GROSS SET OF 2 35 W 31 D 46 H				
DIMENSIONS (CM)	NET 61 W 65 D 84 H				
	SEAT WIDTH 54.5		SEAT DEPTH 54.5		SEAT HEIGHT 44.5
	ARM HEIGHT 58.5				
	GROSS SET OF 2 89 W 78.5 D 117 H				
WEIGHT	NET 24.5 LB		GROSS SET OF 2 72 LB		NET 11 KG
			GROSS SET OF 2 32.5 KG		
VOLUME	SET OF 2 14.5 CBF .41 CBM				
MATERIALS	Powder-coated galvanized steel frame, polypropylene rope weave, black nylon glides				
NOTES	Sold as set of 2 in same color				
	Can stack 3 pieces for storage				
	Set of 2 ships in 2 carton boxes				

Read important product information at the front of the Archipelago section.



THIS ITEM SHIPS  
VIA UPS OR FEDEX



This product also available in  
DARK GRAY/DARK PEBBLE



The Dane looks great with our  
SENZA TABLE

 **SEASONAL LIVING®**

TEL 512-554-5738 FAX 512-681-9188 WEB SeasonalLiving.com

Visit SeasonalLiving.com for complete product information.  
Seasonal Living reserves the right to make minor design changes and to discontinue items,  
materials and/or colors without notice. Printed colors cannot be guaranteed for accuracy.





This product also available in  
LIGHT GRAY/DOVE GRAY



The Dane looks great with our  
PHIL COUNTER TABLE

## THE DANE COUNTER CHAIR

ITEM NUMBER	620FT061P2DGP SET OF 2
	DARK GRAY FRAME   DARK PEBBLE WEAVE
	620FT061P2LGD SET OF 2
	LIGHT GRAY FRAME   DOVE GRAY WEAVE
DIMENSIONS (IN)	NET 24 W 25.5 D 38 H
	SEAT WIDTH 20 SEAT DEPTH 18 SEAT HEIGHT 25.5 ARM HEIGHT 30.5
	GROSS SET OF 2 32 W 28 D 62 H
DIMENSIONS (CM)	NET 61 W 65 D 96.5 H
	SEAT WIDTH 51 SEAT DEPTH 45.5 SEAT HEIGHT 65 ARM HEIGHT 77.5
	GROSS SET OF 2 81.5 W 71 D 157.5 H
WEIGHT	NET 23 LB GROSS SET OF 2 80 LB   NET 10.5 KG GROSS SET OF 2 36.5 KG
VOLUME	SET OF 2 23.7 CBF .67 CBM
MATERIALS	Powder-coated galvanized steel frame, polypropylene rope weave, black nylon glides
NOTES	Sold as set of 2 in same color
	Can stack 2 pieces for storage
	Set of 2 ships in 2 carton boxes

Read important product information at the front of the Archipelago section.



THIS ITEM SHIPS  
VIA UPS OR FEDEX



TEL 512-554-5738 FAX 512-681-9188 WEB SeasonalLiving.com

Visit SeasonalLiving.com for complete product information.

Seasonal Living reserves the right to make minor design changes and to discontinue items, materials and/or colors without notice. Printed colors cannot be guaranteed for accuracy.



DANISH LOUNGE CHAIR

ITEM NUMBER	620FT075P2DGP		
DIMENSIONS (IN)	NET 46W 29.5D 41H		
	SEAT WIDTH 23	SEAT DEPTH 19	SEAT HEIGHT 17
	GROSS 36W 33.5D 43H		
DIMENSIONS (CM)	NET 117W 75D 104H		
	SEAT WIDTH 58	SEAT DEPTH 48.5	SEAT HEIGHT 43
	GROSS 91.5W 85D 109H		
WEIGHT	NET 18LB GROSS 43.5LB   NET 8KG GROSS 19.5KG		
VOLUME	32.8CBF .93CBM		
MATERIALS	Dark Gray powder-coated aluminum frame, Dark Pebble polypropylene rope weave, nylon glides; regular foam cushion with raincoat and Texsilk Slate Gray diamond quilted pattern spun polyester zippered cover		
NOTES	Includes 1 seat cushion		
	Ships in 1 carton box		

Read important product information at the front of the Archipelago section.

 SOUTHLAKE FABRIC  
UPGRADES AVAILABLE

 THIS ITEM SHIPS  
VIA UPS OR FEDEX



This chair looks great with our  
COLOMBO ACCENT TABLE



Try this chair with our  
ORION LOUNGE CHAIR

 **SEASONAL LIVING®**

TEL 512-554-5738 FAX 512-681-9188 WEB SeasonalLiving.com

Visit SeasonalLiving.com for complete product information.  
Seasonal Living reserves the right to make minor design changes and to discontinue items,  
materials and/or colors without notice. Printed colors cannot be guaranteed for accuracy.



ALEXANDER



# ALEXANDER

Our Alexander Table is a marvel of new technology and advances in new materials. The Dekton® table top is a beautiful, highly-durable, ultra-compact surface that requires minimal care. This new material is manufactured from a blend of raw materials used to manufacture glass, quartz and porcelain, but it is different from all three materials.

This new surface material is created utilizing a new production process known as “Sinterized Particle Technology.” This new fabrication technology involves mixing the raw materials under extreme pressure and heat. The result is a stylish, easy-care table to be used inside or outside.



## UV RESISTANT

Highly resistant to ultra violet (UV) light and will not fade or degrade over time, making it perfect for both indoor and outdoor applications.



## COLOR OPTIONS

Choose your Dekton surface to drop into your table top. Mix and match tops and bases.



## WATER REPELLENT

The surface materials is resistant to hydrolysis.



## POWDER-COATED ALUMINUM FRAMES

High quality contract grade powder-coated frames provide supreme resistance to metal corrosion.



## SOFT ‘ECO’ FRIENDLY POLYPROPYLENE

Stylish, soft, environmentally friendly and 100% recyclable material that uses very little water in manufacturing

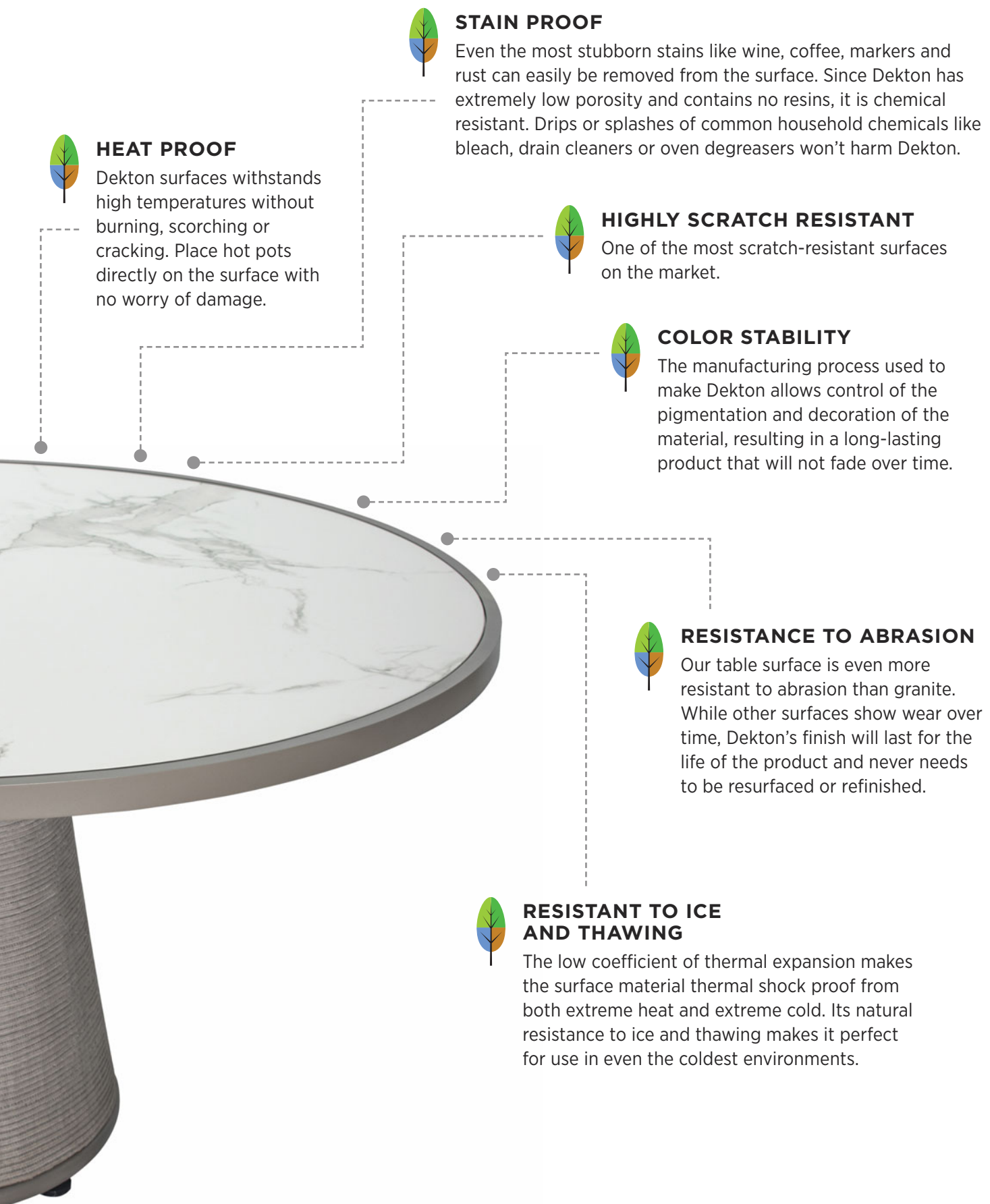


## ADJUSTABLE LEVELERS

Adjustable furniture glides allow you to adjust furniture heights for uneven surfaces.









ALEXANDER ROUND DINING TABLE

ITEM NUMBER	620FT100P2BBT-CWA
	BROWN BEACH FRAME   CARDAMOM TAUPE WEAVE   DEKTON AURA WHITE TOP
	620FT100P2BBT-CWT
	BROWN BEACH FRAME   CARDAMOM TAUPE WEAVE   DEKTON TRILLIUM GRAY TOP
	620FT100P2BBT-DWA
DIMENSIONS (IN)	DARK GRAY FRAME   DARK PEBBLE WEAVE   DEKTON AURA WHITE TOP
	620FT100P2BBT-DWT
	DARK GRAY FRAME   DARK PEBBLE WEAVE   DEKTON TRILLIUM GRAY TOP
DIMENSIONS (IN)	NET 55.5 DIA 30 H
	DEKTON TOP 54 DIA 0.5 H RIM 55.5 DIA 1.5 H BASE 22 DIA 28 H
	GROSS TOP 56.5 W 56.5 D 3.5 H BASE 24 W 24 D 30.5 H
	RIM 56.5 W 56.5 D 2.5 H
DIMENSIONS (CM)	NET 141 DIA 76 H
	DEKTON TOP 137 DIA 1.25 H RIM 141 DIA 4 H BASE 56 DIA 71 H
	GROSS TOP 143.5 W 143.5 D 9 H BASE 61 W 61 D 77.5 H
	RIM 143.5 W 143.5 D 6.5 H
WEIGHT	NET 152.5 LB TOP 101.5 LB BASE 30 LB RIM 21 LB   GROSS 276 LB
	NET 69 KG TOP 46 KG BASE 13.5 KG RIM 9.5 KG   GROSS 125 KG
VOLUME	33 CBF .94 CBM
MATERIALS	Powder-coated aluminum frame, polypropylene rope weave, Dekton® glides; Dekton® table top
NOTES	Includes Dekton® table top, table base, table rim
	Ready to assemble: Ships in 1 crate (table top) and 2 carton boxes (table base and rim) and requires simple assembly

Read important product information at the front of the Archipelago section.



Try Alexander with our MALDIVE DINING CHAIR



Alexander looks great with our XL CUBE ACCENT TABLE/STOOL



TEL 512-554-5738 FAX 512-681-9188 WEB SeasonalLiving.com

Visit SeasonalLiving.com for complete product information.  
Seasonal Living reserves the right to make minor design changes and to discontinue items, materials and/or colors without notice. Printed colors cannot be guaranteed for accuracy.





620FT100P2BBT-CWA  
BROWN BEACH FRAME | CARDAMOM TAUPE WEAVE | DEKTON AURA WHITE TOP



620FT100P2BBT-CWT  
BROWN BEACH FRAME | CARDAMOM TAUPE WEAVE | DEKTON TRILLIUM GRAY TOP



620FT100P2BBT-DWA  
DARK GRAY FRAME | DARK PEBBLE WEAVE | DEKTON AURA WHITE TOP



620FT100P2BBT-DWT  
DARK GRAY FRAME | DARK PEBBLE WEAVE | DEKTON TRILLIUM GRAY TOP



TEL 512-554-5738 FAX 512-681-9188 WEB SeasonalLiving.com



Visit SeasonalLiving.com for complete product information.  
Seasonal Living reserves the right to make minor design changes and to discontinue items,  
materials and/or colors without notice. Printed colors cannot be guaranteed for accuracy.



ANDAMAN LOUNGE CHAIR

ITEM NUMBER	620FT065P2LGT
DIMENSIONS (IN)	NET 33.5W 30D 33H SEAT WIDTH 26 SEAT DEPTH 24 SEAT HEIGHT 16 ARM HEIGHT 25 GROSS 36W 33D 35H
DIMENSIONS (CM)	NET 85W 76D 84H SEAT WIDTH 66 SEAT DEPTH 61 SEAT HEIGHT 40.5 ARM HEIGHT 63.5 GROSS 91.5W 84D 89H
WEIGHT	NET 30.5LB GROSS 57LB   NET 14KG GROSS 26KG
VOLUME	31.4CBF .89CBM
MATERIALS	Light Gray powder-coated aluminum frame, Cardamom Taupe polypropylene rope weave, black nylon glides; regular foam seat cushion with raincoat, crushed QuickDry foam back cushion, Regency Carrion Collection Wheat polyester zippered covers
NOTES	Includes 1 seat cushion, 1 back cushion Ships in 1 carton box

Read important product information at the front of the Archipelago section.

- SOUTHLAKE FABRIC  
UPGRADES AVAILABLE
- THIS ITEM SHIPS  
VIA UPS OR FEDEX



Andaman looks great with our  
ANCARIS RING ACCENT TABLE



Try Andaman with our  
BAMBOO STOOL





Andaman looks great with our  
SUMATRA CONSOLE TABLE

### ANDAMAN 3-SEAT SOFA

ITEM NUMBER	620FT066P2LGT
DIMENSIONS (IN)	NET 78 W 30 D 33 H SEAT WIDTH 70 SEAT DEPTH 25 SEAT HEIGHT 16 ARM HEIGHT 25 GROSS 80 W 32 D 33 H
DIMENSIONS (CM)	NET 198 W 76 D 84 H SEAT WIDTH 178 SEAT DEPTH 63.5 SEAT HEIGHT 40.5 ARM HEIGHT 63.5 GROSS 203 W 81.5 D 84 H
WEIGHT	NET 44 LB GROSS 84.5 LB   NET 20 KG GROSS 38.5 KG
VOLUME	52.6CBF 1.49CBM
MATERIALS	Light Gray powder-coated aluminum frame, Cardamom Taupe polypropylene rope weave, black nylon glides; regular foam seat cushion with raincoat, crushed QuickDry foam back cushion, Regency Carrion Collection Wheat polyester zippered covers
NOTES	Includes 1 seat cushion, 3 back cushions Ships in 1 carton box

Read important product information at the front of the Archipelago section.



SOUTHLAKE FABRIC  
UPGRADES AVAILABLE

 **SEASONAL LIVING®**

TEL 512-554-5738 FAX 512-681-9188 WEB SeasonalLiving.com

Visit SeasonalLiving.com for complete product information.  
Seasonal Living reserves the right to make minor design changes and to discontinue items,  
materials and/or colors without notice. Printed colors cannot be guaranteed for accuracy.

Archipelago Collection

WOVEN AND SYNTHETIC FURNITURE



ANDAMAN FURNITURE GROUP

ITEM NUMBER	620FT067P2LGTG SET OF 2 CHAIRS, 1 SOFA
DIMENSIONS (IN)	NET CHAIR 33.5W 30D 33H NET SOFA 78W 30D 33H
DIMENSIONS (CM)	NET CHAIR 85W 76D 84H NET SOFA 198W 76D 84H
WEIGHT	NET CHAIR EA 30.5LB SOFA 44LB NET CHAIR EA 14KG SOFA 20KG
MATERIALS	Light Gray powder-coated aluminum frame, Cardamom Taupe polypropylene rope weave, black nylon glides; regular foam seat cushion with raincoat, crushed QuickDry foam back cushion, Regency Carrion Collection Wheat polyester zippered covers
NOTES	Includes 2 chairs, 1 sofa See individual product pages for more product details Set ships in 3 carton boxes



Andaman looks great with our  
PROVENCE COFFEE TABLE



Try Andaman with our  
ANCARIS STOOL

Read important product information at the front of the Archipelago section.



TEL 512-554-5738 FAX 512-681-9188 WEB SeasonalLiving.com

Visit SeasonalLiving.com for complete product information.  
Seasonal Living reserves the right to make minor design changes and to discontinue items,  
materials and/or colors without notice. Printed colors cannot be guaranteed for accuracy.





Maldiv looks great with our  
ALEXANDER ROUND DINING TABLE



Try Maldiv with our  
VIOLA DINING TABLE

## MALDIVE DINING CHAIR

ITEM NUMBER	620FT055P2BBT			SET OF 2
DIMENSIONS (IN)	NET 29 W 27 D 33 H SEAT WIDTH 19 SEAT DEPTH 18 SEAT HEIGHT 19 ARM HEIGHT 24.5 GROSS SET OF 2 35 W 30 D 48 H			
DIMENSIONS (CM)	NET 73.5 W 68.5 D 84 H SEAT WIDTH 48.5 SEAT DEPTH 45.5 SEAT HEIGHT 48.5 ARM HEIGHT 62 GROSS SET OF 2 89 W 76 D 122 H			
WEIGHT	NET 15 LB GROSS SET OF 2 64.5 LB   NET 7 KG GROSS SET OF 2 29.5 KG			
VOLUME	17 CBF .48 CBM			
MATERIALS	Brown Beach powder-coated aluminum frame, Cardamom Taupe polypropylene rope weave, black nylon glides; regular foam cushion with raincoat and Regency String spun polyester zippered cover			
NOTES	Sold as set of 2  Includes seat cushion  Set of 2 ships in 1 carton box			

Read important product information at the front of the Archipelago section.



SOUTHLAKE FABRIC  
UPGRADES AVAILABLE



THIS ITEM SHIPS  
VIA UPS OR FEDEX



TEL 512-554-5738 FAX 512-681-9188 WEB SeasonalLiving.com

Visit SeasonalLiving.com for complete product information.  
Seasonal Living reserves the right to make minor design changes and to discontinue items, materials and/or colors without notice. Printed colors cannot be guaranteed for accuracy.



















TORRES STRAIT LOUNGE CHAIR

ITEM NUMBER	620FT028P2JBT				
DIMENSIONS (IN)	NET 28 W 33.5 D 29 H				
	SEAT WIDTH 25	SEAT DEPTH 22.5	SEAT HEIGHT 15	ARM HEIGHT 20.5	
	GROSS 35 W 29.5 D 31 H				
DIMENSIONS (CM)	NET 71 W 85 D 73.5 H				
	SEAT WIDTH 63.5	SEAT DEPTH 57	SEAT HEIGHT 38	ARM HEIGHT 52	
	GROSS 89 W 75 D 78.5 H				
WEIGHT	NET 18 LB GROSS 41 LB   NET 8 KG GROSS 18.5 KG				
VOLUME	22.6 CBF .64 CBM				
MATERIALS	Javanese Nut Brown powder-coated aluminum frame, Cardamom Taupe polypropylene rope weave, black nylon glides				
NOTES	Includes 1 lumbar pillow with Nut Brown polypropylene crochet cover				
	Ships in 1 carton box				

Read important product information at the front of the Archipelago section.

 SOUTHLAKE FABRIC  
UPGRADES AVAILABLE

 THIS ITEM SHIPS  
VIA UPS OR FEDEX



Try Torres Strait with our  
TURKU POUF



Torres Strait looks great with our  
BABY CARONESS ACCENT TABLE

 SEASONAL LIVING®

TEL 512-554-5738 FAX 512-681-9188 WEB SeasonalLiving.com

Visit SeasonalLiving.com for complete product information.  
Seasonal Living reserves the right to make minor design changes and to discontinue items,  
materials and/or colors without notice. Printed colors cannot be guaranteed for accuracy.





Try Hebrides with our  
AZTEC FIRE PEDESTAL



Product looks great with our  
ANCARIS RING ACCENT TABLE

## HEBRIDES LOUNGE CHAIR

ITEM NUMBER	620FT031P2JB
DIMENSIONS (IN)	NET 37 W 35 D 32 H SEAT WIDTH 20 SEAT DEPTH 23 SEAT HEIGHT 17.5 ARM HEIGHT 28 GROSS 39 W 37 D 34 H
DIMENSIONS (CM)	NET 94 W 89 D 81.5 H SEAT WIDTH 51 SEAT DEPTH 58.5 SEAT HEIGHT 44.5 ARM HEIGHT 71 GROSS 99 W 94 D 86.5 H
WEIGHT	NET 40 LB GROSS 82.5 LB   NET 18 KG GROSS 20 KG
VOLUME	36.4 CBF 1.03 CBM
MATERIALS	Javanese Nut Brown powder-coated aluminum frame, crushed fast dry foam cushions with Regency Carrion Collection Wheat zippered covers, nylon glides
NOTES	Includes cushion Ships in 1 carton box

Read important product information at the front of the Archipelago section.



SOUTHLAKE FABRIC  
UPGRADES AVAILABLE



THIS ITEM SHIPS  
VIA UPS OR FEDEX



Scan to watch a video about  
installing the Hebrides cushion.  
SeasonalLiving.com/hebrides-cushion

 **SEASONAL LIVING®**

TEL 512-554-5738 FAX 512-681-9188 WEB SeasonalLiving.com

Visit SeasonalLiving.com for complete product information.  
Seasonal Living reserves the right to make minor design changes and to discontinue items,  
materials and/or colors without notice. Printed colors cannot be guaranteed for accuracy.







## Archipelago Collection

WOVEN AND SYNTHETIC FURNITURE



### ORION LOUNGE CHAIR

ITEM NUMBER	620FT080P2DGP
DIMENSIONS (IN)	NET 34 W 31 D 30.5 H SEAT WIDTH 26 SEAT DEPTH 24 SEAT HEIGHT 16 ARM HEIGHT 28 GROSS 36 W 33 D 33 H
DIMENSIONS (CM)	NET 86.5 W 78.5 D 77.5 H SEAT WIDTH 66 SEAT DEPTH 61 SEAT HEIGHT 40.5 ARM HEIGHT 71 GROSS 91.5 W 84 D 84 H
WEIGHT	NET 30.5 LB GROSS 50 LB   NET 14 KG GROSS 22.5 KG
VOLUME	31.4 CBF .89 CBM
MATERIALS	Dark Gray powder-coated aluminum frame, Dark Pebble polypropylene rope weave, nylon glides; regular foam seat cushion with raincoat, crushed QuickDry foam back cushion, Textsilk Slate Gray spun polyester zippered covers
NOTES	Includes 1 seat cushion, 1 back cushion Ships in 1 carton box



Orion looks great with our  
DANISH LOUNGE CHAIR



Try product with our  
PONCHO STOOL/ACCENT TABLE

Read important product information at the front of the Archipelago section.



SOUTHLAKE FABRIC  
UPGRADES AVAILABLE



THIS ITEM SHIPS  
VIA UPS OR FEDEX




SEASONAL LIVING®

TEL 512-554-5738 FAX 512-681-9188 WEB SeasonalLiving.com

Visit SeasonalLiving.com for complete product information.  
Seasonal Living reserves the right to make minor design changes and to discontinue items,  
materials and/or colors without notice. Printed colors cannot be guaranteed for accuracy.





Orion looks great with our  
INCA FIRE TABLE

### ORION 3-SEAT SOFA

ITEM NUMBER	620FT081P2DGP
DIMENSIONS (IN)	NET 78 W 31 D 30.5 H SEAT WIDTH 69 SEAT DEPTH 24 SEAT HEIGHT 16 ARM HEIGHT 28 GROSS 80 W 32 D 33 H
DIMENSIONS (CM)	NET 198 W 78.5 D 77.5 H SEAT WIDTH 175.5 SEAT DEPTH 61 SEAT HEIGHT 40.5 ARM HEIGHT 71 GROSS 203 W 81.5 D 84 H
WEIGHT	NET 66.5 LB GROSS 85 LB   NET 30 KG GROSS 38.5 KG
VOLUME	43.8CBF 1.24CBM
MATERIALS	Dark Gray powder-coated aluminum frame, Dark Pebble polypropylene rope weave, nylon glides; regular foam seat cushion with raincoat, crushed QuickDry foam back cushions, Texsilk Slate Gray spun polyester zippered covers
NOTES	Includes 1 seat cushion, 3 back cushions Ships in 1 carton box

Read important product information at the front of the Archipelago section.



SOUTHLAKE FABRIC  
UPGRADES AVAILABLE



SEASONAL LIVING®

TEL 512-554-5738 FAX 512-681-9188 WEB SeasonalLiving.com

Visit SeasonalLiving.com for complete product information.

Seasonal Living reserves the right to make minor design changes and to discontinue items, materials and/or colors without notice. Printed colors cannot be guaranteed for accuracy.

Archipelago Collection

WOVEN AND SYNTHETIC FURNITURE




ORION FURNITURE GROUP

ITEM NUMBER	620FT082P2DGPG SET OF 2 CHAIRS, 1 SOFA
DIMENSIONS (IN)	NET CHAIR 34 W 31 D 30.5 H NET SOFA 78 W 31 D 30.5 H
DIMENSIONS (CM)	NET CHAIR 86.5 W 78.5 D 77.5 H NET SOFA 198 W 78.5 D 77.5 H
WEIGHT	NET CHAIR 30.5 LB SOFA 66.5 LB NET CHAIR 14 KG SOFA 30 KG
MATERIALS	Dark Gray powder-coated aluminum frame, Dark Pebble polypropylene rope weave, nylon glides; regular foam seat cushion with raincoat, crushed QuickDry foam back cushions, Textsilk Slate Gray spun polyester zippered covers
NOTES	Includes 2 chairs, 1 sofa See individual product pages for more details Set ships in 3 carton boxes



Orion looks great with our  
DANISH LOUNGE CHAIR



Try Orion with our  
INCA FIRE TABLE

Read important product information at the front of the Archipelago section.



TEL 512-554-5738 FAX 512-681-9188 WEB SeasonalLiving.com

Visit SeasonalLiving.com for complete product information.  
Seasonal Living reserves the right to make minor design changes and to discontinue items,  
materials and/or colors without notice. Printed colors cannot be guaranteed for accuracy.





Turku looks great with our  
TORRES STRAIT LOUNGE CHAIR



Try Turku with our  
ANDAMAN LOUNGE CHAIR

## TURKU SQUARE CROCHET POUF/OTTOMAN

ITEM NUMBER	620FT029P2N
DIMENSIONS (IN)	NET 26 W 26 D 15 H GROSS 27 W 27 D 16 H
DIMENSIONS (CM)	NET 66 W 66 D 38 H GROSS 68.5 W 68.5 D 96.5 H
WEIGHT	NET 10 LB GROSS 18 LB   NET 4.5 KG GROSS 8 KG
VOLUME	7.4 CBF .21 CBM
MATERIALS	Nut Brown polypropylene crochet cover, zipped inner liner with raincoat, polystyrene beads
NOTES	Ships in 1 carton box

Read important product information at the front of the Archipelago section.



**SOUTHLAKE FABRIC  
UPGRADES AVAILABLE**



**THIS ITEM SHIPS  
VIA UPS OR FEDEX**



TEL 512-554-5738 FAX 512-681-9188 WEB SeasonalLiving.com

Visit SeasonalLiving.com for complete product information.  
Seasonal Living reserves the right to make minor design changes and to discontinue items,  
materials and/or colors without notice. Printed colors cannot be guaranteed for accuracy.

## Archipelago Collection

WOVEN AND SYNTHETIC FURNITURE



### SOCIETY LILY PAD | LARGE

ITEM NUMBER	620FT008P2DGTP
	DARK GRAY FRAME   CARDAMOM TAUPE WEAVE + DARK PEBBLE WEAVE CUSHION
	620FT008P2LGDP
	LIGHT GRAY FRAME   DOVE GRAY WEAVE + DARK PEBBLE WEAVE CUSHION
DIMENSIONS (IN)	NET 42 DIA 18.5 H
	NET CUSHION 40 DIA 16 H    FRAME 42 W 42 D 13 H
	GROSS 44 W 44 D 20 H
DIMENSIONS (CM)	NET 106.5 DIA 47 H
	NET CUSHION 101.5 DIA 40.5 H    FRAME 106.5 W 106.5 D 33 H
	GROSS 112 W 112 D 51 H
WEIGHT	NET 79.5 LB   GROSS 90 LB
	NET 36 KG   GROSS 41 KG
VOLUME	23 CBF .65 CBM
MATERIALS	Powder-coated galvanized steel frame, black nylon glides; rebonded foam cushion with raincoat, woven polypropylene rope cover
NOTES	Ships in 1 carton box

Read important product information at the front of the Archipelago section.



This product also available in  
DARK GRAY | TAUPE | DARK PEBBLE



Try Society Lily Pad with our  
ST. HELENA COLLECTION



Society Lily Pad looks great with our  
ORION SOFA

 **SEASONAL LIVING®**

TEL 512-554-5738    FAX 512-681-9188    WEB [SeasonalLiving.com](http://SeasonalLiving.com)

Visit [SeasonalLiving.com](http://SeasonalLiving.com) for complete product information.  
Seasonal Living reserves the right to make minor design changes and to discontinue items,  
materials and/or colors without notice. Printed colors cannot be guaranteed for accuracy.





This product also available in  
LIGHT GRAY | DOVE GRAY | DARK PEBBLE



Society Lily Pad looks great with our  
ANTILLES LOUNGE CHAIR



Try Society Lily Pad with our  
ANDAMAN SOFA

## SOCIETY LILY PAD | SMALL

ITEM NUMBER	620FT009P2DGTP SET OF 2
	DARK GRAY FRAME   CARDAMOM TAUPE WEAVE + DARK PEBBLE WEAVE CUSHION
	620FT009P2LGDP SET OF 2
	LIGHT GRAY FRAME   DOVE GRAY WEAVE + DARK PEBBLE WEAVE CUSHION
DIMENSIONS (IN)	NET 22.5 DIA 16.5 H
	NET CUSHION 22 DIA 14.5 H FRAME 23.5 W 23.5 D 13 H
	GROSS SET OF 2 35 W 24 D 25 H
DIMENSIONS (CM)	NET 57 DIA 42 H
	NET CUSHION 56 DIA 37 H FRAME 59.5 W 59.5 D 33 H
	GROSS SET OF 2 90 W 61 D 63.5 H
WEIGHT	NET 29.5 LB   GROSS SET OF 2 68 LB
	NET 13.5 KG   GROSS SET OF 2 30.1 KG
VOLUME	7.4 CBF .21 CBM
MATERIALS	Powder-coated galvanized steel frame, black nylon glides; e-bonded mixed crushed foam cushion with raincoat, woven polypropylene rope cover
NOTES	Sold as set of 2 in same color
	Set of 2 ships in 1 carton box

Read important product information at the front of the Archipelago section.



THIS ITEM SHIPS  
VIA UPS OR FEDEX



TEL 512-554-5738 FAX 512-681-9188 WEB SeasonalLiving.com

Visit SeasonalLiving.com for complete product information.  
Seasonal Living reserves the right to make minor design changes and to discontinue items, materials and/or colors without notice. Printed colors cannot be guaranteed for accuracy.



LEEWARD COCO DE MER

ITEM NUMBER	620FT011P2T	SET OF 2 CARDAMOM TAUPE
	620FT011P2P	SET OF 2 DARK PEBBLE
	620FT011P2D	SET OF 2 DOVE GRAY
DIMENSIONS (IN)	NET 23 DIA 17 H   GROSS SET OF 2 46.5 W 23.5 D 17.5 H	
DIMENSIONS (CM)	NET 58.5 DIA 43 H   GROSS SET OF 2 118 W 59.5 D 44.5 H	
WEIGHT	NET 27 LB GROSS SET OF 2 68 LB   NET 12 KG GROSS SET OF 2 30.1 KG	
VOLUME	SET OF 2 10.9 CUB FT .31 CBM	
MATERIALS	Rebonded foam cushion with raincoat, woven polypropylene rope cover	
NOTES	Sold as set of 2 in same color	
	Set of 2 ships in 1 carton box	

Read important product information at the front of the Archipelago section.



THIS ITEM SHIPS  
VIA UPS OR FEDEX



Try Leeward Coco de Mer with our  
FUEGO LOUNGE CHAIR



Leeward Coco de Mer looks great with our  
NICOBAR CHAIR + OTTOMAN



TEL 512-554-5738 FAX 512-681-9188 WEB SeasonalLiving.com

Visit SeasonalLiving.com for complete product information.  
Seasonal Living reserves the right to make minor design changes and to discontinue items,  
materials and/or colors without notice. Printed colors cannot be guaranteed for accuracy.



ARCHIPELAGO | ST. HELENA







ARCHIPELAGO | ST. HELENA





## ST. HELENA LOUNGE CHAIR

ITEM NUMBER	620FT013P2LGD				
DIMENSIONS (IN)	NET 37 W 31 D 33.5 H				
	SEAT WIDTH 27		SEAT DEPTH 21	SEAT HEIGHT 18	ARM HEIGHT 29.5
	GROSS 39 W 33 D 35 H				
DIMENSIONS (CM)	NET 94 W 78.5 D 85 H				
	SEAT WIDTH 68.5		SEAT DEPTH 76	SEAT HEIGHT 45.5	ARM HEIGHT 75
	GROSS 99 W 84 D 89 H				
WEIGHT	NET 28 LB		GROSS 53 LB	NET 12.5 KG	
				GROSS 24 KG	
VOLUME	31.4 CBF .89 CBM				
MATERIALS	Light Gray powder-coated aluminum frame, Dove Gray polypropylene rope weave, nylon glides; regular foam seat cushion with raincoat, crushed QuickDry foam back cushion, Regency Taupe polyester zippered covers				
NOTES	Includes 1 seat cushion, 1 back cushion				
	Ships in 1 carton box				

Read important product information at the front of the Archipelago section.



**SOUTHLAKE FABRIC  
UPGRADES AVAILABLE**



**THIS ITEM SHIPS  
VIA UPS OR FEDEX**



St. Helena looks great with our  
INDA CORDLESS LIGHTING

 **SEASONAL LIVING®**

TEL 512-554-5738 FAX 512-681-9188 WEB SeasonalLiving.com

Visit SeasonalLiving.com for complete product information.  
Seasonal Living reserves the right to make minor design changes and to discontinue items,  
materials and/or colors without notice. Printed colors cannot be guaranteed for accuracy.





Try St. Helena with our  
BYZANTINE SUPER.BIO.FUEL™  
FIRE TABLE

### ST. HELENA 3-SEAT SOFA

ITEM NUMBER	620FT012P2LGD				
DIMENSIONS (IN)	NET 81 W 31 D 33.5 H				
	SEAT WIDTH 71.5	SEAT DEPTH 21	SEAT HEIGHT 18	ARM HEIGHT 29.5	
	GROSS 83 W 33 D 35 H				
DIMENSIONS (CM)	NET 206 W 78.5 D 85 H				
	SEAT WIDTH 181.5	SEAT DEPTH 76	SEAT HEIGHT 45.5	ARM HEIGHT 75	
	GROSS 211 W 84 D 89 H				
WEIGHT	NET 61.5 LB GROSS 80 LB   NET 28 KG GROSS 36.5 KG				
VOLUME	52.6 CBF 1.49 CBM				
MATERIALS	Light Gray powder-coated aluminum frame, Dove Gray polypropylene rope weave, nylon glides; regular foam seat cushion with raincoat, crushed QuickDry foam back cushions, Regency Taupe polyester zippered covers				
NOTES	Includes 1 seat cushion, 3 back cushions				
	Ships in 1 carton box				

Read important product information at the front of the Archipelago section.



**SOUTHLAKE FABRIC  
UPGRADES AVAILABLE**



TEL 512-554-5738 FAX 512-681-9188 WEB SeasonalLiving.com

Visit SeasonalLiving.com for complete product information.  
Seasonal Living reserves the right to make minor design changes and to discontinue items, materials and/or colors without notice. Printed colors cannot be guaranteed for accuracy.



ST. HELENA FURNITURE GROUP

ITEM NUMBER	620FT014P2LGDG SET OF 2 CHAIRS, 1 SOFA
DIMENSIONS (IN)	NET CHAIR 37 W 31 D 33.5 H NET SOFA 81 W 31 D 33.5 H
DIMENSIONS (CM)	NET CHAIR 94 W 78.5 D 85 H NET SOFA 206 W 78.5 D 85 H
WEIGHT	NET CHAIR EA 28 LB SOFA 61.5 LB NET CHAIR EA 12.5 KG SOFA 28 KG
MATERIALS	Light Gray powder-coated aluminum frame, Dove Gray polypropylene rope weave, nylon glides; regular foam seat cushions with raincoat, crushed QuickDry foam back cushions, Regency Taupe polyester zippered covers
NOTES	Includes 2 chairs, 1 sofa See individual product pages for more details Set ships in 3 carton boxes



St. Helena looks great with our  
SUMATRA CONSOLE TABLE



Try St. Helena with our  
ARTLINE VASE

Read important product information at the front of the Archipelago section.



TEL 512-554-5738 FAX 512-681-9188 WEB SeasonalLiving.com


Visit SeasonalLiving.com for complete product information.  
Seasonal Living reserves the right to make minor design changes and to discontinue items,  
materials and/or colors without notice. Printed colors cannot be guaranteed for accuracy.



# ARCHIPELAGO | ANTILLES









ARCHIPELAGO | ANTILLES





ANTILLES LOUNGE CHAIR

ITEM NUMBER	620FT017P2DGT				
DIMENSIONS (IN)	NET 32 W 30 D 33 H				
	SEAT WIDTH 24	SEAT DEPTH 24	SEAT HEIGHT 16.5	ARM HEIGHT 22.5	
	GROSS 33 W 32 D 35 H				
DIMENSIONS (CM)	NET 81.5 W 76 D 84 H				
	SEAT WIDTH 61	SEAT DEPTH 61	SEAT HEIGHT 42	ARM HEIGHT 57	
	GROSS 84 W 81.5 D 89 H				
WEIGHT	NET 32 LB GROSS 54 LB   NET 14.5 KG GROSS 24.5 KG				
VOLUME	31.4 CBF .89 CBM				
MATERIALS	Dark Gray powder-coated aluminum frame, Cardamom Taupe polypropylene rope weave, nylon glides; regular foam seat cushion with raincoat, crushed QuickDry foam back cushion, Regency Taupe polyester zippered covers				
NOTES	Includes 1 seat cushion, 1 back cushion				
	Ships in 1 carton box				

Read important product information at the front of the Archipelago section.

 SOUTHLAKE FABRIC  
UPGRADES AVAILABLE

 THIS ITEM SHIPS  
VIA UPS OR FEDEX



Antilles looks great with our  
RIDGED STOOL



Try Antilles with our  
PAIRED ACCENT TABLES

 **SEASONAL LIVING®**

TEL 512-554-5738 FAX 512-681-9188 WEB SeasonalLiving.com

Visit SeasonalLiving.com for complete product information.  
Seasonal Living reserves the right to make minor design changes and to discontinue items,  
materials and/or colors without notice. Printed colors cannot be guaranteed for accuracy.





Try Antilles with our  
DANISH LOUNGE CHAIR

### ANTILLES 3-SEAT SOFA

ITEM NUMBER	620FT016P2DGT
DIMENSIONS (IN)	NET 78 W 30 D 33 H SEAT WIDTH 69.5 SEAT DEPTH 24 SEAT HEIGHT 16.5 ARM HEIGHT 22.5 GROSS 80 W 32 D 30 H
DIMENSIONS (CM)	NET 198 W 76 D 84 H SEAT WIDTH 176.5 SEAT DEPTH 61 SEAT HEIGHT 42 ARM HEIGHT 57 GROSS 203 W 81.5 D 76 H
WEIGHT	NET 64 LB GROSS 82.5 LB   NET 29 KG GROSS 37.5 KG
VOLUME	36.4 CBF 1.03 CBM
MATERIALS	Dark Gray powder-coated aluminum frame, Cardamom Taupe polypropylene rope weave, nylon glides; regular foam seat cushion with raincoat, crushed QuickDry foam back cushions, Regency Taupe polyester zippered covers
NOTES	Includes 1 seat cushion, 3 back cushions Ships in 1 carton box

Read important product information at the front of the Archipelago section.



SOUTHLAKE FABRIC  
UPGRADES AVAILABLE

 **SEASONAL LIVING®**

TEL 512-554-5738 FAX 512-681-9188 WEB SeasonalLiving.com

Visit SeasonalLiving.com for complete product information.  
Seasonal Living reserves the right to make minor design changes and to discontinue items, materials and/or colors without notice. Printed colors cannot be guaranteed for accuracy.



ANTILLES FURNITURE GROUP

ITEM NUMBER	620FT019P2DGTG SET OF 2 CHAIRS, 1 SOFA
DIMENSIONS (IN)	NET CHAIR 32 W 30 D 33 H NET SOFA 78 W 30 D 33 H
DIMENSIONS (CM)	NET CHAIR 81.5 W 76 D 84 H NET SOFA 198 W 76 D 84 H
WEIGHT	NET CHAIR 32 LB SOFA 64 LB NET CHAIR 14.5 KG SOFA 29 KG
MATERIALS	Dark Gray powder-coated aluminum frame, Cardamom Taupe polypropylene rope weave, nylon glides; regular foam seat cushions with raincoat, crushed QuickDry foam back cushions, Regency Taupe polyester zippered covers
NOTES	Includes 2 chairs, 1 sofa See individual product pages for more details Set ships in 3 carton boxes

Read important product information at the front of the Archipelago section.

 SOUTHLAKE FABRIC  
UPGRADES AVAILABLE



Try Antilles with our  
INGOT CUBE ACCENT TABLE/STOOL



Antilles looks great with our  
INDA COPENHAGEN LAMP

 SEASONAL LIVING®

TEL 512-554-5738 FAX 512-681-9188 WEB SeasonalLiving.com

Visit SeasonalLiving.com for complete product information.  
Seasonal Living reserves the right to make minor design changes and to discontinue items,  
materials and/or colors without notice. Printed colors cannot be guaranteed for accuracy.





RIGHT ARM FACING

Also available in  
LEFT ARM FACING**ANTILLES DREAM CHAISE**

ITEM NUMBER	620FT018P2DGT-LAF		LEFT ARM FACING	
	620FT018P2DGT-RAF		RIGHT ARM FACING	
DIMENSIONS (IN)	NET 50 W 71 D 34 H			
	SEAT WIDTH 44	SEAT DEPTH 65	SEAT HEIGHT 18	ARM HEIGHT 24.5
	GROSS 52 W 73 D 35 H			
DIMENSIONS (CM)	NET 127 W 180.5 D 86.5 H			
	SEAT WIDTH 112	SEAT DEPTH 165	SEAT HEIGHT 46	ARM HEIGHT 62
	GROSS 132 W 185.5 D 90 H			
WEIGHT	NET 109.5 LB GROSS 135 LB		NET 49.5 KG GROSS 61 KG	
VOLUME	65.7 CBF 1.86 CBM			
MATERIALS	Dark Gray powder-coated aluminum frame, Cardamom Taupe polypropylene rope weave, nylon glides; regular foam cushions with raincoat, Regency Taupe polyester zippered covers			
NOTES	Includes 1 seat cushion, 1 back cushion, 1 neck roll pillow			
	Ships in 1 carton box			

Read important product information at the front of the Archipelago section.

SOUTHLAKE FABRIC  
UPGRADES AVAILABLE

TEL 512-554-5738 FAX 512-681-9188 WEB SeasonalLiving.com

Visit SeasonalLiving.com for complete product information.

Seasonal Living reserves the right to make minor design changes and to discontinue items, materials and/or colors without notice. Printed colors cannot be guaranteed for accuracy.





# ARCHIPELAGO | AEGEAN









ARCHIPELAGO | AEGEAN





## AEGEAN LOUNGE CHAIR

ITEM NUMBER	620FT020P2CWT
DIMENSIONS (IN)	NET 33.5W 35D 33H SEAT WIDTH 30 SEAT DEPTH 25 SEAT HEIGHT 18 GROSS 37W 35D 35H
DIMENSIONS (CM)	NET 85W 89D 84H SEAT WIDTH 76 SEAT DEPTH 63.5 SEAT HEIGHT 45.5 GROSS 94W 89D 89H
WEIGHT	NET 34.5LB GROSS 55LB   NET 15.5KG GROSS 25KG
VOLUME	33.9CBF .96CBM
MATERIALS	Coconut White powder-coated galvanized steel frame, Cardamom Taupe polypropylene rope weave, black nylon glides; Quick Dry chopped foam cushions with raincoat and Regency Miramar Super White zippered covers
NOTES	Includes 1 seat cushion, 1 back cushion Ships in 1 carton box

Read important product information at the front of the Archipelago section.



SOUTHLAKE FABRIC  
UPGRADES AVAILABLE



THIS ITEM SHIPS  
VIA UPS OR FEDEX



Aegean looks great with our  
PONCHO STOOL/ACCENT TABLE



Try Aegean with our  
GEO COFFEE TABLE

 **SEASONAL LIVING®**

TEL 512-554-5738 FAX 512-681-9188 WEB SeasonalLiving.com

Visit SeasonalLiving.com for complete product information.  
Seasonal Living reserves the right to make minor design changes and to discontinue items,  
materials and/or colors without notice. Printed colors cannot be guaranteed for accuracy.





Aegean looks great with our  
HANTARO COFFEE TABLE

## AEGEAN 3-SEAT SOFA

ITEM NUMBER	620FT021P2CWT
DIMENSIONS (IN)	NET 74 W 35 D 33 H SEAT WIDTH 71 SEAT DEPTH 25 SEAT HEIGHT 18 GROSS 76 W 37 D 35 H
DIMENSIONS (CM)	NET 188 W 89 D 84 H SEAT WIDTH 180.5 SEAT DEPTH 63.5 SEAT HEIGHT 45.5 GROSS 193 W 94 D 89 H
WEIGHT	NET 74 LB GROSS 94.5 LB   NET 33.5 KG GROSS 43 KG
VOLUME	50.5CBF 1.43CBM
MATERIALS	Coconut White powder-coated galvanized steel frame, Cardamom Taupe polypropylene rope weave, black nylon glides; Quick Dry chopped foam cushions with raincoat and Regency Miramar Super White zippered covers
NOTES	Includes 1 seat cushion, 3 back cushions Ships in 1 carton box

Read important product information at the front of the Archipelago section.



SOUTHLAKE FABRIC  
UPGRADES AVAILABLE

 **SEASONAL LIVING®**

TEL 512-554-5738 FAX 512-681-9188 WEB SeasonalLiving.com

Visit SeasonalLiving.com for complete product information.  
Seasonal Living reserves the right to make minor design changes and to discontinue items, materials and/or colors without notice. Printed colors cannot be guaranteed for accuracy.



**AEGEAN FURNITURE GROUP**

ITEM NUMBER	620FT023P2CWTG SET OF 2 CHAIRS, 1 SOFA
DIMENSIONS (IN)	NET CHAIR 33.5W 35D 33H NET SOFA 74W 35D 33H
DIMENSIONS (CM)	NET CHAIR 85W 89D 84H NET SOFA 188W 89D 84H
WEIGHT	NET CHAIR 34.5LB SOFA 74LB NET CHAIR 15.5KG SOFA 33.5KG
MATERIALS	Coconut White powder-coated galvanized steel frame, Cardamom Taupe polypropylene rope weave, black nylon glides; Quick Dry chopped foam cushions with raincoat and Regency Miramar Super White zippered covers
NOTES	Includes 2 chairs, 1 sofa See individual product pages for more details Set ships in 3 carton boxes

Read important product information at the front of the Archipelago section.

 **SOUTHLAKE FABRIC**  
UPGRADES AVAILABLE



Try Aegean with our  
**GRAND LOUIE COFFEE TABLE**



Aegean looks great with our  
**ANCARIS STOOL**

 **SEASONAL LIVING®**

TEL 512-554-5738 FAX 512-681-9188 WEB SeasonalLiving.com

Visit SeasonalLiving.com for complete product information.  
Seasonal Living reserves the right to make minor design changes and to discontinue items, materials and/or colors without notice. Printed colors cannot be guaranteed for accuracy.





Try Aegean with our  
COLOMBO ACCENT TABLE

## AEGEAN DAYBED

ITEM NUMBER	620FT022P2CWT
DIMENSIONS (IN)	NET 55 W 52 D 33 H SEAT WIDTH 50 SEAT DEPTH 45 SEAT HEIGHT 17 GROSS 56 W 53 D 32 H
DIMENSIONS (CM)	NET 139.5 W 132 D 84 H SEAT WIDTH 127 SEAT DEPTH 114.5 SEAT HEIGHT 43 GROSS 142 W 134.5 D 81.5 H
WEIGHT	NET 85 LB GROSS 98 LB   NET 38.5 KG GROSS 44.5 KG
VOLUME	45.9CBF 1.3CBM
MATERIALS	Coconut White powder-coated galvanized steel frame, Cardamom Taupe polypropylene rope weave, black nylon glides; Quick Dry chopped foam cushions with raincoat and Regency Miramar Super White zippered covers
NOTES	Includes 1 seat cushion, 3 back pillows Ships in 1 carton box

Read important product information at the front of the Archipelago section.



SOUTHLAKE FABRIC  
UPGRADES AVAILABLE

 **SEASONAL LIVING®**

TEL 512-554-5738 FAX 512-681-9188 WEB SeasonalLiving.com

Visit SeasonalLiving.com for complete product information.  
Seasonal Living reserves the right to make minor design changes and to discontinue items, materials and/or colors without notice. Printed colors cannot be guaranteed for accuracy.





KAKABAN













KAKABAN







**Kakaban.** The word alone evokes exoticism, adventure, beauty, and mystery. Our new sectional of luxurious, aged-to-perfection premium Javanese teak, is designed and created to weather the elements with strength and grace. The collection, named after the pristine Indonesian volcanic island, inspires you to slip into a dream state where the call of exotic birds lulls you, the sight of swarms of sleek, silvery barracuda excite you, and the lush landscape of blues, greens, and sunset pinks soothe your harried mind.

The Kakaban line takes its inspiration straight from nature, reflecting the simple, powerful nature of virgin forest whose ethereal canopy reaches heavenward, or a lagoon filled with hundreds of strange, breathtakingly gorgeous stingless jellyfish. These hypnotic creatures dance through nutrient-dense Lake Jellyfish, throbbing and floating in an odd ballet, nonchalant and airy without a care in the world. You'll feel the same when you sink into the soft, crisp-white cushions that perfectly complement the collection's signature silver-stained teak, and black, powder-coated aluminum frame. This is carefree, timeless furniture for a carefree, relaxed you.

The fabulous new Kakaban sectional is designed for the embrace of the outdoors. The aged silver teak stain has already put you in harmony with nature—no need for maintenance of any kind—so its sleek, elegant sophistication will endure well into the future.

# KAKABAN ADJUSTABLE SEATING



**Configure your Kakaban just the way you want: Adjustable back frames allow the seating area to move from side to side.**



 **SEASONAL LIVING®**

TEL 512-554-5738 FAX 512-681-9188 WEB [SeasonalLiving.com](http://SeasonalLiving.com)

Visit [SeasonalLiving.com](http://SeasonalLiving.com) for complete product information.  
Seasonal Living reserves the right to make minor design changes and to discontinue items,  
materials and/or colors without notice. Printed colors cannot be guaranteed for accuracy.





Kakaban looks great with our  
LIMA COFFEE TABLE

## KAKABAN FURNITURE GROUP

ITEM NUMBER	270FT005P2BWG	SET OF 1 CHAIR, 1 LOVESEAT, 1 SOFA, 1 CORNER TABLE
DIMENSIONS (IN)	NET CHAIR 39.5W 37D 32H NET LOVESEAT 67W 37D 32H NET SOFA 94.5W 37D 32H NET CORNER 36W 37D 15.5H	
DIMENSIONS (IN)	NET CHAIR 100W 93.5D 81H NET LOVESEAT 170W 93.5D 81H NET SOFA 240W 93.5D 81H NET CORNER 91W 93.5D 40H	
WEIGHT	NET CHAIR 48.5LB LOVESEAT 100.5LB SOFA 144.5LB CORNER 44 LB NET CHAIR 22 KG LOVESEAT 45.5 KG SOFA 65.5 KG CORNER 20 KG	
MATERIALS	Gloss black powder-coated aluminum frame, Silver Gray stained teak platform, rubber glides; fast-dry foam cushion cores with zippered Sunproof® Olefin covers in Cartenza Collection #C130 Snow White	
NOTES	Includes 1 lounge chair, 1 loveseat, 1 3-seater sofa and 1 corner table  Seat cushions include Velcro straps to hold cushions in place  Adjustable back frames allow the seating area to move right or left on the teak platform  <b>Ready to Assemble:</b> Set of 4 pieces ships in 4 carton boxes and requires simple assembly  See individual product pages for more product details	

Read important product information at the front of the Kakaban section.



SOUTHLAKE FABRIC  
UPGRADES AVAILABLE



TEL 512-554-5738 FAX 512-681-9188 WEB SeasonalLiving.com

Visit SeasonalLiving.com for complete product information.  
Seasonal Living reserves the right to make minor design changes and to discontinue items, materials and/or colors without notice. Printed colors cannot be guaranteed for accuracy.

Kakaban Collection

UPHOLSTERED TEAK FURNITURE



KAKABAN LOUNGE CHAIR

ITEM NUMBER	270FT001P2BW
DIMENSIONS (IN)	NET 39.5W 37D 32H SEAT WIDTH 27.5 SEAT DEPTH 27 SEAT HEIGHT 15.5 GROSS 43.5W 42D 16.5H
DIMENSIONS (CM)	NET 100W 93.5D 81H SEAT WIDTH 70 SEAT DEPTH 68 SEAT HEIGHT 40 GROSS 111W 107D 42H
WEIGHT	NET 48.5LB GROSS 59.5LB   NET 22KG GROSS 27KG
VOLUME	17.7 CBF .5 CBM
MATERIALS	Gloss black powder-coated aluminum frame, Silver Gray stained teak platform, rubber glides; fast-dry foam cushion cores with zippered Sunproof® Olefin covers in Cartenza Collection #C130 Snow White
NOTES	Includes 1 seat cushion with Velcro strap, 1 back cushion, 1 lumbar pillow  Adjustable back frame allows the seating area to move right or left on the teak platform  Ready to Assemble: Ships in 1 carton box and requires simple assembly

Read important product information at the front of the Kakaban section.



Kakaban looks great with our ANCARIS STOOL



Try Kakaban with our WAVE ACCENT TABLE



TEL 512-554-5738 FAX 512-681-9188 WEB SeasonalLiving.com

Visit SeasonalLiving.com for complete product information.  
Seasonal Living reserves the right to make minor design changes and to discontinue items, materials and/or colors without notice. Printed colors cannot be guaranteed for accuracy.





Try Kakaban with our  
CARLOTTA VASE



Kakaban looks great with our  
BILL ACCENT TABLE

## KAKABAN CORNER TABLE

ITEM NUMBER	270FT004P2BW
DIMENSIONS (IN)	NET 36 W 37 D 15.5 H   GROSS 36.5 W 36.5 D 16.5 H
DIMENSIONS (CM)	NET 91 W 93.5 D 40 H   GROSS 107 W 107 D 30 H
WEIGHT	NET 44 LB GROSS 55 LB   NET 20 KG GROSS 25 KG
VOLUME	12 CBF .34 CBM
MATERIALS	Gloss black powder-coated aluminum frame, Silver Gray stained teak platform, rubber glides
NOTES	Ships in 1 carton box

Read important product information at the front of the Kakaban section.



TEL 512-554-5738 FAX 512-681-9188 WEB SeasonalLiving.com

Visit SeasonalLiving.com for complete product information.

Seasonal Living reserves the right to make minor design changes and to discontinue items, materials and/or colors without notice. Printed colors cannot be guaranteed for accuracy.

## Kakaban Collection

UPHOLSTERED TEAK FURNITURE



### KAKABAN LOVESEAT

ITEM NUMBER	270FT002P2BW
DIMENSIONS (IN)	NET 67 W 37 D 32 H SEAT WIDTH 55 SEAT DEPTH 27 SEAT HEIGHT 15.5 GROSS 71.5 W 42 D 16.5 H
DIMENSIONS (CM)	NET 170 W 93.5 D 81 H SEAT WIDTH 140 SEAT DEPTH 68 SEAT HEIGHT 40 GROSS 181 W 107 D 42 H
WEIGHT	NET 100.5 LB GROSS 113.5 LB   NET 45.5 KG GROSS 51.5 KG
VOLUME	28.6 CBF .81 CBM
MATERIALS	Gloss black powder-coated aluminum frame, Silver Gray stained teak platform, rubber glides; fast-dry foam cushion cores with zippered Sunproof® Olefin covers in Cartenza Collection #C130 Snow White
NOTES	Includes 2 seat cushions with Velcro straps, 2 back cushions, 2 lumbar pillows  Adjustable back frames allow the seating area to move right or left on the teak platform  Ready to Assemble: Ships in 1 carton box and requires simple assembly

Read important product information at the front of the Kakaban section.



SOUTHLAKE FABRIC  
UPGRADES AVAILABLE



Kakaban looks great with our  
INDA CORDLESS LIGHTING



Try Kakaban with our  
BAMBOO STOOL

 **SEASONAL LIVING®**

TEL 512-554-5738 FAX 512-681-9188 WEB SeasonalLiving.com

Visit SeasonalLiving.com for complete product information.  
Seasonal Living reserves the right to make minor design changes and to discontinue items, materials and/or colors without notice. Printed colors cannot be guaranteed for accuracy.





Try Kakaban with our  
PROVENCE COFFEE TABLE



Kakaban looks great with our  
SCALLOP STOOL

### KAKABAN 3-SEAT SOFA

ITEM NUMBER	270FT003P2BW		
DIMENSIONS (IN)	NET 94.5 W 37 D 32 H		
	SEAT WIDTH 82.5	SEAT DEPTH 27	SEAT HEIGHT 15.5
	GROSS 98 W 42 D 19 H		
DIMENSIONS (CM)	NET 240 W 93.5 D 81 H		
	SEAT WIDTH 210	SEAT DEPTH 68	SEAT HEIGHT 40
	GROSS 249 W 107 D 48 H		
WEIGHT	NET 144.5 LB GROSS 166.5 LB   NET 65.5 KG GROSS 75.5 KG		
VOLUME	45.2 CBF 1.28 CBM		
MATERIALS	Gloss black powder-coated aluminum frame, Silver Gray stained teak platform, rubber glides; fast-dry foam cushion cores with zippered Sunproof® Olefin covers in Cartenza Collection #C130 Snow White		
NOTES	Includes 3 seat cushions with Velcro straps, 3 back cushions, 3 lumbar pillows		
	Adjustable back frames allow the seating area to move right or left on the teak platform		
	Ready to Assemble: Ships in 1 carton box and requires simple assembly		

Read important product information at the front of the Kakaban section.



SOUTHLAKE FABRIC  
UPGRADES AVAILABLE



TEL 512-554-5738 FAX 512-681-9188 WEB SeasonalLiving.com

Visit SeasonalLiving.com for complete product information.

Seasonal Living reserves the right to make minor design changes and to discontinue items, materials and/or colors without notice. Printed colors cannot be guaranteed for accuracy.





INGOT













INGOT







## about the **HANDCRAFTING PROCESS**

The Ingot Collection is handmade; no two pieces are alike. It's extremely labor-intensive, beginning with sheets of raw copper that are crafted into the final products.

Learn more about Ingot's hand-crafted production on the following pages, and visit [SeasonalLiving.com](http://SeasonalLiving.com) for additional information.

Of fire, water, earth, and air, fire's powerful symbolism is most compelling. Fire conjures images of creation, transformation, passion, and motivation. The **Ingot Collection**, drawing on these rich references, is a luxurious selection of exactly hand-crafted and handmade cocktail and accent tables, fire pits and pedestals forged of welded copper and brass. Each unique work of functional art features never-before-seen, hand-hammered designs that have been developed over generations. The families of craftspeople who create these pieces have a deep understanding of earth's precious metals, not unlike Rilke's grasp of poetry, or Picasso's mastery of art.

Santa Clara de Cobre was the largest producer of copper in New Spain during colonial times, and the center of copper production for centuries. Artisans steeped in metalworking craft follow an incredibly laborious process to manually produce every aspect of each table, pedestal, and fire pit so the resulting object is one to be cherished and admired, as you would a fine painting or sculpture. Their workshop is an evocative world of smoke and heat where age-old hammering techniques completely replace mechanical procedures. The resulting works are true heirlooms that reflect love of the craft, having been handed down from generation to generation.

The painstaking process involves flattening sheets of copper over intensely hot pinewood fires, hammering decorations into the washed copper, adding patinas and colors to the face of the metal before it is fashioned into luxurious furnishings that stand the test of time. Once complete, each object is coated with PVC to protect the copper finish against fading or oxidation so that it can be enjoyed, admired, and treasured well into the future.

# INGOT



## 100% RECYCLABLE

Copper can be reborn in so many useful forms. Nothing goes to waste.



## EVERY COPPER HAS A STORY

No two pieces will ever be alike. Each hammer planishing and annealing heat mark is the ultimate in furniture and accessory styling punctuation.



## COPPER BOTTOMED

You can rest with the knowledge that this is the real deal—100% hand hammered copper applied over powder-coated metal frames.



## FROM ACCENT TABLES TO GLOWING FIRE PITS

Browse our rich selections of accent furniture and dream about our fire pits.



## FIRE IT OFF

Man has always had a passion for fire. Our decorative fire elements promote great conversation starters **IN or OUTdoors.**



## ADJUSTABLE LEVELS

Adjustable levelers so that you can balance more than one copper at any one time.







### **SAFER FUELS AND FIRE TECHNOLOGY**

Fuels that can be burned inside or outside provides flexibility with safer features built in. Elegant glass guards add design depth and dimension.



### **BEAUTY IS IN THE EYE OF THE BEHOLDER**

Beautiful contours and fashioning creates stunning sophisticated lines and architectural details. Simply put: elegant, sophisticated and unique.



### **FROM STERLING TO AZTEC ...**

... and everything in between. Rich, ancient golds and deep espressos coupled with killer Barracuda silvers create the right blend for your signature specification.



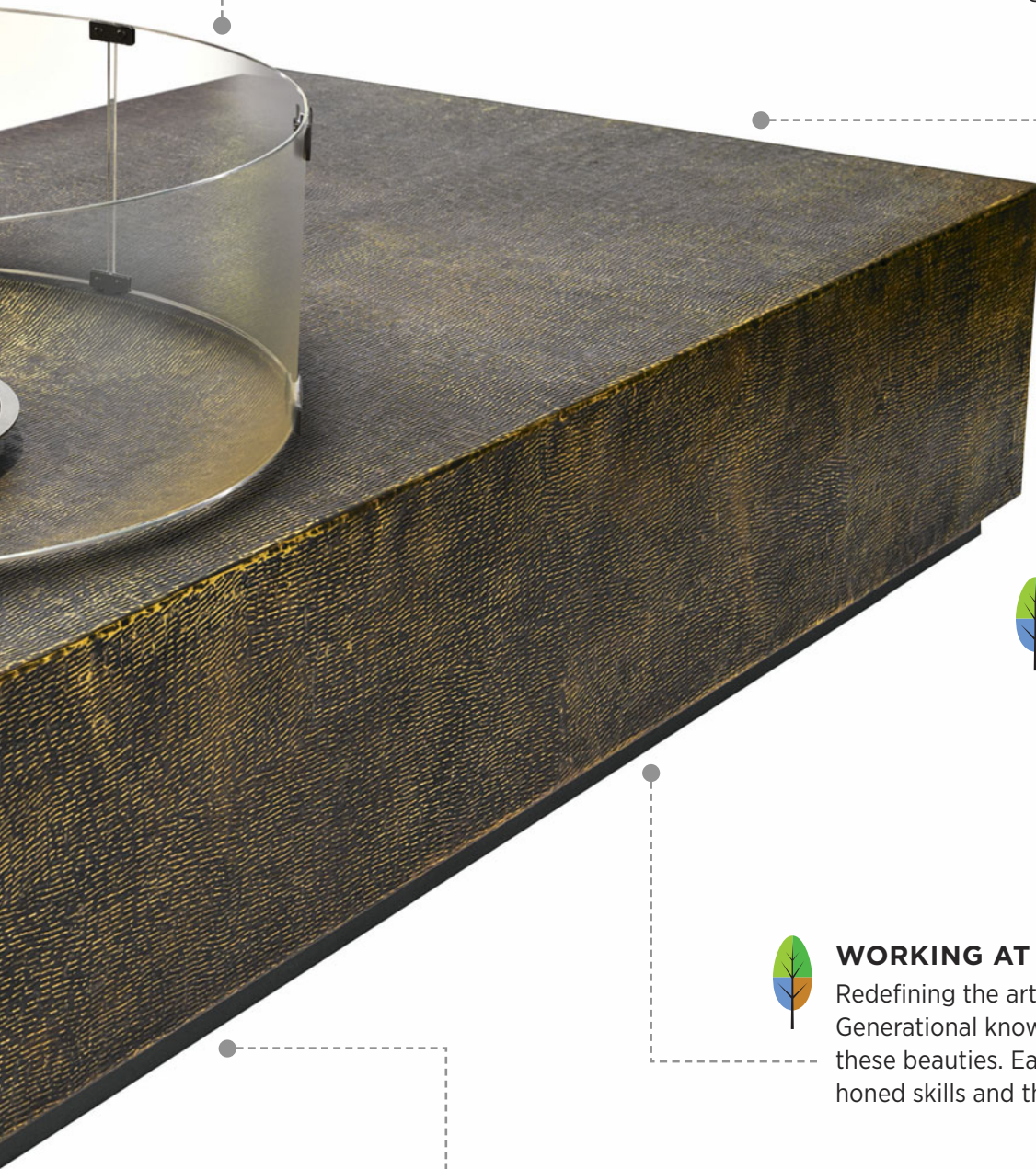
### **WORKING AT THE COP SHOP**

Redefining the art of hand craftsmanship. Generational knowledge goes into crafting these beauties. Each piece meticulously reflects honed skills and the depth of human creativity.



### **ATTENTION TO DESIGN DETAIL**

Touches like these minimal plinths help to create designs that elevate ordinary to extraordinary.





handcrafting our

## INGOT COLLECTION



The first step in creating our heirloom-quality designs is to create a steel structural skeleton to support each piece. Every steel structure is created by hand to match design specifications.



Copper sheets are used for the skins of each piece. This begins a complicated and laborious process of turning these sheets into a finished product attached to individual skeletons.



Each individual sheet is heated over an intense pinewood fire to make it malleable.



The sheet is then pounded flat by hand using incredible human force, which ensures the malleability.



It is reheated and pounded a second time. The flattened sheet is washed, inspected for defects, marked, and repaired.





The clean and perfected sheet is then passed to an artisan, who uses a specially made hammer to embellish the metal with a specific design or pattern. Hundreds of strikes to the metal are required to create each precise and unique design.



Once the design is completed, the sheet is “fitted” to the shape of the structure and adjusted to ensure perfect alignment.



After each section of the skin is applied, welded to the skeleton, and edges soldered together, each edge is polished and stained to ensure the highest quality appearance possible.



Finished product. A product that is completely handmade by Mexican artisans using age-old techniques and that will last several lifetimes. It is a thing of beauty that represents a dying art form.



ALCHEMIST RANDOM COCKTAIL TABLES

ITEM NUMBER	520FT001P2AB	SET OF 2
	TRADITIONAL HAMMER AGED BULLION TOP   SMOOTH INCA CACAO SIDES	
	520FT001P2RS	SET OF 2
	TRADITIONAL HAMMER RAW STERLING TOP   SMOOTH NUBIAN SIDES	
DIMENSIONS (IN)	NET EA 28W 28D 18H   GROSS EA 31W 31D 21H	
DIMENSIONS (CM)	NET EA 71W 71D 45.5H   GROSS EA 78.5W 78.5D 53.5H	
WEIGHT	NET EA 66LB	GROSS EA 107LB
	NET EA 30KG	GROSS EA 48.5KG
VOLUME	EA 11.7CBF .33CBM	
MATERIALS	Hand-hammered copper top and sides with smooth-finish base and Permalac® coating, powder-coated low-carbon steel inner support frame, adjustable nylon glides	
NOTES	Sold as set of 2 in same color	
	Each item is individually produced by artisans using traditional hammer and metalworking techniques. No mechanical processes are used; all patterns are created by individual hammer strikes. As such, each piece is unique and will vary in color and pattern.	
	Set of 2 ships in 2 crates	

Read important product information at the front of the Ingot section.



This product also available in  
RAW STERLING



Nest multiple Alchemist tables together



Alchemist looks great with our  
ANTILLES SOFA



TEL 512-554-5738 FAX 512-681-9188 WEB SeasonalLiving.com

Visit SeasonalLiving.com for complete product information.  
Seasonal Living reserves the right to make minor design changes and to discontinue items, materials and/or colors without notice. Printed colors cannot be guaranteed for accuracy.





This product also available in  
AGED BULLION



Try Ingot Cube with our  
FUEGO SOFA



Ingot Cube looks great with our  
ANCARIS STOOL

## INGOT CUBE ACCENT TABLE/STOOL

ITEM NUMBER	520FT006P2AB
	TRADITIONAL HAMMER AGED BULLION TOP + SIDES   SMOOTH INCA CACAO BASE
	520FT006P2RS
	TRADITIONAL HAMMER RAW STERLING TOP + SIDES   SMOOTH NUBIAN BASE
DIMENSIONS (IN)	NET 15W 15D 18H   GROSS 19W 19D 22H
DIMENSIONS (CM)	NET 38W 38D 45.5H   GROSS 48.5W 48.5D 56H
WEIGHT	NET 42LB GROSS 74LB   NET 19KG GROSS 33.5KG
VOLUME	4.6CBF .13CBM
MATERIALS	Hand-hammered copper top and sides with smooth-finish base and Permalac® coating, powder-coated low-carbon steel inner support frame, adjustable nylon glides
NOTES	Each item is individually produced by artisans using traditional hammer and metalworking techniques. No mechanical processes are used; all patterns are created by individual hammer strikes. As such, each piece is unique and will vary in color and pattern.
	Ships in 1 crate

Read important product information at the front of the Ingot section.



TEL 512-554-5738 FAX 512-681-9188 WEB SeasonalLiving.com

Visit SeasonalLiving.com for complete product information.  
Seasonal Living reserves the right to make minor design changes and to discontinue items, materials and/or colors without notice. Printed colors cannot be guaranteed for accuracy.



ORE ACCENT TABLE/STOOL

ITEM NUMBER	520FT002P2AB	TRADITIONAL HAMMER AGED BULLION
	520FT002P2RS	TRADITIONAL HAMMER RAW STERLING
DIMENSIONS (IN)	NET 16 DIA 18 H   GROSS 20 W 20 D 22 H	
DIMENSIONS (CM)	NET 40.5 DIA 45.5 H   GROSS 51 W 51 D 56 H	
WEIGHT	NET 22 LB GROSS 58 LB   NET 10 KG GROSS 26.5 KG	
VOLUME	4.94 CBF .14 CBM	
MATERIALS	Hand-hammered copper with Permalac® coating, powder-coated low-carbon steel inner support frame, adjustable nylon glides	
NOTES	Each item is individually produced by artisans using traditional hammer and metalworking techniques. No mechanical processes are used; all patterns are created by individual hammer strikes. As such, each piece is unique and will vary in color and pattern.	
	Ships in 1 crate	

Read important product information at the front of the Ingot section.



This product also available in  
AGED BULLION



Ore looks great with our  
CAPRI LOUNGE CHAIR



Try Ore with our  
OCEANS LOUNGE CHAIR



TEL 512-554-5738 FAX 512-681-9188 WEB SeasonalLiving.com

Visit SeasonalLiving.com for complete product information.  
Seasonal Living reserves the right to make minor design changes and to discontinue items, materials and/or colors without notice. Printed colors cannot be guaranteed for accuracy.





This product also available in  
**RAW STERLING**



Try Forge with our  
**MELLINI SOFA**



Forge looks great with our  
**ANTILLES SOFA**

## FORGE COFFEE TABLE

ITEM NUMBER	520FT012P2AB
	TRADITIONAL HAMMER AGED BULLION TOP + SIDES   SMOOTH INCA CACAO PLINTH BASE
	520FT012P2RS
	TRADITIONAL HAMMER RAW STERLING TOP + SIDES   SMOOTH NUBIAN PLINTH BASE
DIMENSIONS (IN)	NET 52 W 27.5 D 12.5 H   GROSS 56 W 32 D 17 H
DIMENSIONS (CM)	NET 132 W 70 D 32 H   GROSS 142 W 81.5 D 43 H
WEIGHT	NET 86 LB GROSS 175 LB   NET 39 KG GROSS 79.5 KG
VOLUME	16.2CBF .46CBM
MATERIALS	Hand-hammered copper top and sides with smooth-finish base and Permalac® coating, powder-coated low-carbon steel inner support frame, adjustable nylon glides
NOTES	Each item is individually produced by artisans using traditional hammer and metalworking techniques. No mechanical processes are used; all patterns are created by individual hammer strikes. As such, each piece is unique and will vary in color and pattern.
	Ships in 1 crate

**Read important product information at the front of the Ingot section.**



TEL 512-554-5738 FAX 512-681-9188 WEB [SeasonalLiving.com](http://SeasonalLiving.com)

Visit [SeasonalLiving.com](http://SeasonalLiving.com) for complete product information.

Seasonal Living reserves the right to make minor design changes and to discontinue items, materials and/or colors without notice. Printed colors cannot be guaranteed for accuracy.




MOLTEN INGOT COCKTAIL TABLE

ITEM NUMBER	520FT005P2AB
	TRADITIONAL HAMMER AGED BULLION TOP + SIDES   SMOOTH INCA CACAO PLINTH BASE
	520FT005P2RS
	TRADITIONAL HAMMER RAW STERLING TOP + SIDES   SMOOTH NUBIAN PLINTH BASE
DIMENSIONS (IN)	NET 40 W 40 D 12.5 H   GROSS 44 W 44 D 17 H
DIMENSIONS (CM)	NET 101.5 W 101.5 D 32 H   GROSS 112 W 112 D 43 H
WEIGHT	NET 88 LB GROSS 198 LB   NET 40 KG GROSS 90 KG
VOLUME	19.1 CBF .54 CBM
MATERIALS	Hand-hammered copper top and sides with smooth-finish base and Permalac® coating, powder-coated low-carbon steel inner support frame, adjustable nylon glides
NOTES	Each item is individually produced by artisans using traditional hammer and metalworking techniques. No mechanical processes are used; all patterns are created by individual hammer strikes. As such, each piece is unique and will vary in color and pattern.  Ships in 1 crate

Read important product information at the front of the Ingot section.



This product also available in  
AGED BULLION



Molten Ingot looks great with our  
INCA SUPER.BIO.FUEL™ FIRE TABLE



Try Molten Ingot with our  
FIZZ IMPERIAL SPRITZ



TEL 512-554-5738 FAX 512-681-9188 WEB SeasonalLiving.com

Visit SeasonalLiving.com for complete product information.  
Seasonal Living reserves the right to make minor design changes and to discontinue items, materials and/or colors without notice. Printed colors cannot be guaranteed for accuracy.





This product also available in  
RAW STERLING



Try Hantaro with our  
FIZZ GRAND ROYAL SOFA



Hantaro looks great with our  
LOW LUSTER SQUARE CUBE

## HANTARO COCKTAIL TABLE

ITEM NUMBER	520FT004P2AB
	TRADITIONAL HAMMER AGED BULLION TOP + SIDES   SMOOTH INCA CACAO BASE
	520FT004P2RS
	TRADITIONAL HAMMER RAW STERLING TOP + SIDES   SMOOTH NUBIAN BASE
DIMENSIONS (IN)	NET 44 DIA 14 H   GROSS 46 W 46 D 18 H
DIMENSIONS (CM)	NET 112 DIA 35.5 H   GROSS 117 W 117 D 45.5 H
WEIGHT	NET 99 LB GROSS 209 LB   NET 45 KG GROSS 95 KG
VOLUME	21.9CBF .62CBM
MATERIALS	Hand-hammered copper top and sides with smooth-finish base and Permalac® coating, powder-coated low-carbon steel inner support frame, adjustable nylon glides
NOTES	Each item is individually produced by artisans using traditional hammer and metalworking techniques. No mechanical processes are used; all patterns are created by individual hammer strikes. As such, each piece is unique and will vary in color and pattern.
	Ships in 1 crate

Read important product information at the front of the Ingot section.



TEL 512-554-5738 FAX 512-681-9188 WEB SeasonalLiving.com


Visit SeasonalLiving.com for complete product information.

Seasonal Living reserves the right to make minor design changes and to discontinue items, materials and/or colors without notice. Printed colors cannot be guaranteed for accuracy.





# INGOT | FIRE





# INGOT COLLECTION FIRE PEDESTALS AND TABLES





about the

# SUPER.BIO.FUEL™ FIRE BURNER

**ONLY USE SUPER.BIO.FUEL™ • DO NOT USE ETHANOL OR OTHER LIQUID FUELS IN THIS BURNER.**  
**Not heeding this warning can lead to physical harm or property damage.**

## DOWNLOAD AND READ ALL SAFETY INFORMATION



Visit [SeasonalLiving.com/safety-info](https://SeasonalLiving.com/safety-info) to download safety information, including:

- Super.Bio.Fuel™ User Manual
- Super.Bio.Fuel™ Material Data Safety Sheet
- Super.Bio.Fuel™ Starter Fluid Material Data Safety Sheet

## QUICK SET UP GUIDE

Important! For safety purposes, do not operate fire burner without reading detailed manufacturer operating instructions.



Insert the burner assembly into the fire bowl.



Add Super.Bio.Fuel™.



Prime with SBF Starter Fluid.



Light with long-handle lighter.



## SUPER.BIO.FUEL™ BURNER WARNING

Before operating the SUPER.BIO.FUEL™ Burner, ALWAYS read Manufacturer's Operating Instructions. NEVER operate burner without fully understanding complete instructions. ALWAYS read manufacturer warnings and directions on all packaging and warnings on products. Make sure you are fully comfortable with the burner's operations before operating the burner and always think safely about fire operation.



The Manufacturer's Operating Instructions are included with your shipment of merchandise. They're also available by scanning the QR code at left using a smartphone with an app to read QR codes, or by visiting [SeasonalLiving.com/safety-info](https://SeasonalLiving.com/safety-info).

For your customer's SAFETY, make sure you provide customer with Manufacturer's Operating Instructions. Should you require a replacement, please contact Seasonal Living.

**USE ONLY SUPER.BIO.FUEL™. NEVER USE ETHANOL** or any other fuel! This burner is not designed to burn ethanol fuel or other types of liquid fuels safely.

- Requires long handled candle lighter for lighting.
- Top of burner becomes extremely hot when burning; never touch burner once fire is burning and for at least 45 minutes after burner flames have been extinguished.
- Always use the included glass fire guard.
- **Caution:** Glass Fire Guard and other burner surfaces are very hot to the touch.
- Never leave any fire unattended.
- Always keep a fire extinguisher nearby.
- Do not let children or pets play near the burner.
- Do not attempt to cook on burner or roast marshmallows.
- Shut down or extinguish any fire during windy conditions.
- Always follow manufacturer fire burner operation instructions. Failure to follow recommended safe practices may result in property damage or physical harm.



**Super.Bio.Fuel™ and SBF Starter Fluid**  
 Seasonal Living does not sell liquid fuels.



## HOW TO ORDER SUPER.BIO.FUEL™

- Visit [luminaproducts.com/collections/super-bio-fuel](https://luminaproducts.com/collections/super-bio-fuel).
- At checkout, enter promo code **SEASONAL\_LIVING\_FUEL\_10**. Your 10% discount will be calculated at checkout.
- Use code at checkout on each order.

Ingot Collection

---

METAL FURNITURE

# NUBIAN FIRE PEDESTALS







## NUBIAN SUPER.BIO.FUEL™ FIRE PEDESTALS

ITEM NUMBER	520FT011P2NG	SET OF 3: 1 SMALL, 1 MEDIUM, 1 LARGE
	520FT011P2N-24	SMALL
	520FT011P2N-36	MEDIUM
	520FT011P2N-48	LARGE
MODERN HAMMER NUBIAN TOP + SIDES   SMOOTH RAW STERLING BASE		
DIMENSIONS (IN)	NET PEDESTAL	SM 18 DIA 24 H MED 18 DIA 36 H LG 18 DIA 48 H
	14 DIA 6 H GLASS FIRE GUARD SITS ON TOP OF PEDESTAL	
	GROSS ALL SIZES	
	BOX 1	22 W 22 D 52 H BOX 2 8.5 W 8.5 D 6 H BOX 3 12 W 9 D 10.5 H
DIMENSIONS (CM)	NET PEDESTAL	SM 45.5 DIA 61 H MED 45.5 DIA 91.5 H LG 45.5 DIA 122 H
	35.5 DIA 15 H GLASS FIRE GUARD SITS ON TOP OF PEDESTAL	
	GROSS ALL SIZES	
	BOX 1	56 W 56 D 132 H BOX 2 21.5 W 21.5 D 15 H BOX 3 30.5 W 23 D 26.5 H
WEIGHT	NET	SM 40 LB 18 KG MED 49 LB 22 KG LG 69 LB 31.5 KG
	GROSS BOX 1	SM 86 LB 39 KG MED 109 LB 49.5 KG LG 138 LB 62 KG
	GROSS ALL SIZES	BOX 2 8 LB 3.5 KG BOX 3 8 LB 3.5 KG
VOLUME	SMALL	7.8 CBF .22 CBM MED 11.3 CBF .32 CBM LG 14.5 CBF .41 CBM
MATERIALS	Hand-hammered copper top and sides with smooth-finish base and Permalac® coating, powder-coated low-carbon steel inner support frame, adjustable nylon glides; spun stainless steel burner and cover; tempered glass fire guard with matte black plated aluminum clips	
NOTES	Each item is individually produced by artisans using traditional hammer and metalworking techniques. No mechanical processes are used; all patterns are created by individual hammer strikes. As such, each piece is unique and will vary in color and pattern.	
	Ready to Assemble: Each pedestal ships in 1 crate (pedestal) and 2 carton boxes (burner and glass guard) and requires assembly	

Read important product information at the front of the Ingot section.  
See important information about Super.Bio.Fuel™ on page 183.



TEL 512-554-5738 FAX 512-681-9188 WEB SeasonalLiving.com

Visit SeasonalLiving.com for complete product information.  
Seasonal Living reserves the right to make minor design changes and to discontinue items, materials and/or colors without notice. Printed colors cannot be guaranteed for accuracy.

Ingot Collection

---

METAL FURNITURE

# AZTEC FIRE PEDESTALS







### AZTEC SUPER.BIO.FUEL™ FIRE PEDESTALS

ITEM NUMBER	520FT011P2ABG SET OF 3: 1 SMALL, 1 MEDIUM, 1 LARGE 520FT011P2AB-24 SMALL 520FT011P2AB-36 MEDIUM 520FT011P2AB-48 LARGE MODERN HAMMER AGED BULLION TOP + SIDES   SMOOTH INCA CACAO BASE		
DIMENSIONS (IN)	NET PEDESTAL SM 18 DIA 24 H MED 18 DIA 36 H LG 18 DIA 48 H 14 DIA 6 H GLASS FIRE GUARD SITS ON TOP OF PEDESTAL GROSS ALL SIZES BOX 1 22 W 22 D 52 H BOX 2 8.5 W 8.5 D 6 H BOX 3 12 W 9 D 10.5 H		
DIMENSIONS (CM)	NET PEDESTAL SM 45.5 DIA 61 H MED 45.5 DIA 91.5 H LG 45.5 DIA 122 H 35.5 DIA 15 H GLASS FIRE GUARD SITS ON TOP OF PEDESTAL GROSS ALL SIZES BOX 1 56 W 56 D 132 H BOX 2 21.5 W 21.5 D 15 H BOX 3 30.5 W 23 D 26.5 H		
WEIGHT	NET SM 40 LB 18 KG MED 49 LB 22 KG LG 69 LB 31.5 KG GROSS BOX 1 SM 86 LB 39 KG MED 109 LB 49.5 KG LG 138 LB 62 KG GROSS ALL SIZES BOX 2 8 LB 3.5 KG BOX 3 8 LB 3.5 KG		
VOLUME	SMALL 7.8 CBF .22 CBM MED 11.3 CBF .32 CBM LG 14.5 CBF .41 CBM		
MATERIALS	Hand-hammered copper top and sides with smooth-finish base and Permalac® coating, powder-coated low-carbon steel inner support frame, adjustable nylon glides; spun stainless steel burner and cover; tempered glass fire guard with matte black plated aluminum clips		
NOTES	Each item is individually produced by artisans using traditional hammer and metalworking techniques. No mechanical processes are used; all patterns are created by individual hammer strikes. As such, each piece is unique and will vary in color and pattern.  Ready to Assemble: Each pedestal ships in 1 crate (pedestal) and 2 carton boxes (burner and glass guard) and requires assembly		



TEL 512-554-5738 FAX 512-681-9188 WEB SeasonalLiving.com

Visit SeasonalLiving.com for complete product information.  
Seasonal Living reserves the right to make minor design changes and to discontinue items, materials and/or colors without notice. Printed colors cannot be guaranteed for accuracy.

**Read important product information at the front of the Ingot section.  
See important information about Super.Bio.Fuel™ on page 183.**


Ingot Collection

METAL FURNITURE

# INCA FIRE TABLE







This product also available in  
AGED BULLION



Inga looks great with  
MOLTEN INGOT COCKTAIL TABLE



Try Inga with our  
ANTILLES SOFA

## INGA SUPER.BIO.FUEL™ FIRE TABLE

ITEM NUMBER	520FT016P2AB
	TRADITIONAL HAMMER AGED BULLION TOP + SIDES   SMOOTH INGA CACAO PLINTH BASE
	520FT016P2RS
	TRADITIONAL HAMMER RAW STERLING TOP + SIDES   SMOOTH NUBIAN PLINTH BASE
DIMENSIONS (IN)	NET TABLE 40 W 40 D 12.5 H
	28.5 DIA 8 H GLASS FIRE GUARD SITS ON TOP OF TABLE GROSS BOX 1 44 W 44 D 17 H BOX 2 13.5 W 13.5 D 7 H BOX 3 22.5 W 11 D 12 H
DIMENSIONS (CM)	NET TABLE 101.5 W 101.5 D 32 H
	72.5 DIA 20.5 H GLASS FIRE GUARD SITS ON TOP OF TABLE GROSS BOX 1 112 W 112 D 43 H BOX 2 34.5 W 34.5 D 18 H BOX 3 57 W 28 D 31 H
WEIGHT	NET 88 LB GROSS BOX 1 221 LB BOX 2 11 LB BOX 3 18 LB
	NET 40 KG GROSS BOX 1 100 KG BOX 2 5 KG BOX 3 8 KG
VOLUME	19.1 CBF .54 CBM
MATERIALS	Hand-hammered copper top and sides with smooth-finish base and Permalac® coating, powder-coated low-carbon steel inner support frame, adjustable nylon glides; spun stainless steel burner and cover; tempered glass fire guard with matte black plated aluminum clips
NOTES	Each item is individually produced by artisans using traditional hammer and metalworking techniques. No mechanical processes are used; all patterns are created by individual hammer strikes. As such, each piece is unique and will vary in color and pattern.
	<b>Ready to Assemble:</b> Ships in 1 crate (pedestal) and 2 carton boxes (burner and glass guard) and requires assembly

**Read important product information at the front of the Ingot section.**  
**See important information about Super.Bio.Fuel™ on page 183.**



TEL 512-554-5738 FAX 512-681-9188 WEB SeasonalLiving.com

Visit SeasonalLiving.com for complete product information.  
Seasonal Living reserves the right to make minor design changes and to discontinue items, materials and/or colors without notice. Printed colors cannot be guaranteed for accuracy.

Ingot Collection

METAL FURNITURE

# BYZANTINE FIRE TABLE







This product also available in  
NUBIAN



Byzantine looks great with our  
KAKABAN SOFA



Try Byzantine with our  
FIZZ IMPERIAL SPRITZ

## BYZANTINE SUPER.BIO.FUEL™ FIRE TABLE

ITEM NUMBER	520FT017P2AB
	MODERN HAMMER AGED BULLION TOP + SIDES   SMOOTH INCA CACAO PLINTH BASE
	520FT017P2N
	MODERN HAMMER NUBIAN TOP + SIDES   SMOOTH RAW STERLING PLINTH BASE
DIMENSIONS (IN)	NET TABLE 58W 33D 12H
	28.5DIA 8H GLASS FIRE GUARD SITS ON TOP OF TABLE
	GROSS BOX 1 64W 37D 17H BOX 2 13.5W 13.5D 7H
	BOX 3 22.5W 11D 12H
DIMENSIONS (CM)	NET TABLE 147.5W 84D 30.5H
	72.5DIA 20.5H GLASS FIRE GUARD SITS ON TOP OF TABLE
	GROSS BOX 1 162.5W 94D 43H BOX 2 34.5W 34.5D 18H
	BOX 3 57W 28D 31H
WEIGHT	NET 106LB GROSS BOX 1 212LB BOX 2 11LB BOX 3 18LB
	NET 48KG GROSS BOX 1 96KG BOX 2 5KG BOX 3 8KG
VOLUME	24.4CBF .69CBM
MATERIALS	Hand-hammered copper top and sides with smooth-finish base and Permalac® coating, powder-coated low-carbon steel inner support frame, adjustable nylon glides; spun stainless steel burner and cover; tempered glass fire guard with matte black plated aluminum clips
NOTES	Each item is individually produced by artisans using traditional hammer and metalworking techniques. No mechanical processes are used; all patterns are created by individual hammer strikes. As such, each piece is unique and will vary in color and pattern.
	<b>Ready to Assemble:</b> Ships in 1 crate (pedestal) and 2 carton boxes (burner and glass guard) and requires assembly

Read important product information at the front of the Ingot section.  
See important information about Super.Bio.Fuel™ on page 183.



TEL 512-554-5738 FAX 512-681-9188 WEB SeasonalLiving.com

Visit SeasonalLiving.com for complete product information.

Seasonal Living reserves the right to make minor design changes and to discontinue items, materials and/or colors without notice. Printed colors cannot be guaranteed for accuracy.





ETNA










ETNA





# OCEAN COLLISION





The image shows a close-up of a marbled paper pattern. The design consists of fluid, organic swirls and veins in three primary colors: a bright, slightly muted yellow, a dark charcoal grey, and a deep, almost black. These colors are intermingled to create a complex, textured appearance reminiscent of natural stone or perhaps a desert landscape under a dramatic sky. The pattern flows across the entire frame. In the upper right quadrant, the words "SAHARA GOLD" are printed in a clean, white, sans-serif typeface. The text is positioned over a lighter, more uniform area of the marbling, ensuring high contrast and readability. The overall composition is abstract and visually rich.

SAHARA GOLD



ETNA







Volcanic lava, born of fire and hewn from the earth, gives the **Etna Collection** the dynamic natural beauty and strength of its namesake. As versatile as its roots in Italian craftsmanship are deep, Etna is a true specifier's dream, given the breadth and depth of possibilities it offers. Utterly weather resistant, able to withstand extreme heat and cold, incredibly hard, and blissfully carefree, Etna blurs the line between indoor and outdoor with handsome sophistication.

Mediterranean artisans use ancient techniques to hand-apply custom-created, high-gloss ceramic glazes to slab-cut volcanic rock. The ceramic lava is kilned at several hundred degrees to a strong impenetrable finish, perfect as a bar top, shower stall—anything your imagination can dream up. Cross-sell it with concrete and ceramic goods, as well as Sunbrella® products—Etna offers truly boundless design opportunities.

Whether you are looking for our stocked designs or prefer truly custom options let us help you craft your inspirations. Etna is everything you desire when creating individualized works of functional art.

# ETNA



## **SOPHISTICATED & UNIQUE**

No two pieces will ever be alike—every panel and table top is an art form. If you like the concept of custom, this is for you.



## **LOVIN' THE BLUES? OR THE REDS OR THE GREENS?**

We have been creating rich, fabulous glazes to meet the most discerning of specification palettes. Roll up your sleeves and design away.



## **TRANSITIONAL OR CLASSIC**

While we stock transitional Lava styles, check out an abundance of more classical designs we will make to order.



## **SUPREME PRODUCT WARRANTY**

The Lava table top is warranted for complete use for 10+ years.



## **FRAMES TO AVOID A KNEES-UP**

Well-designed, elegant frames are considered to maximize your seating and avoid uncomfortable configurations.







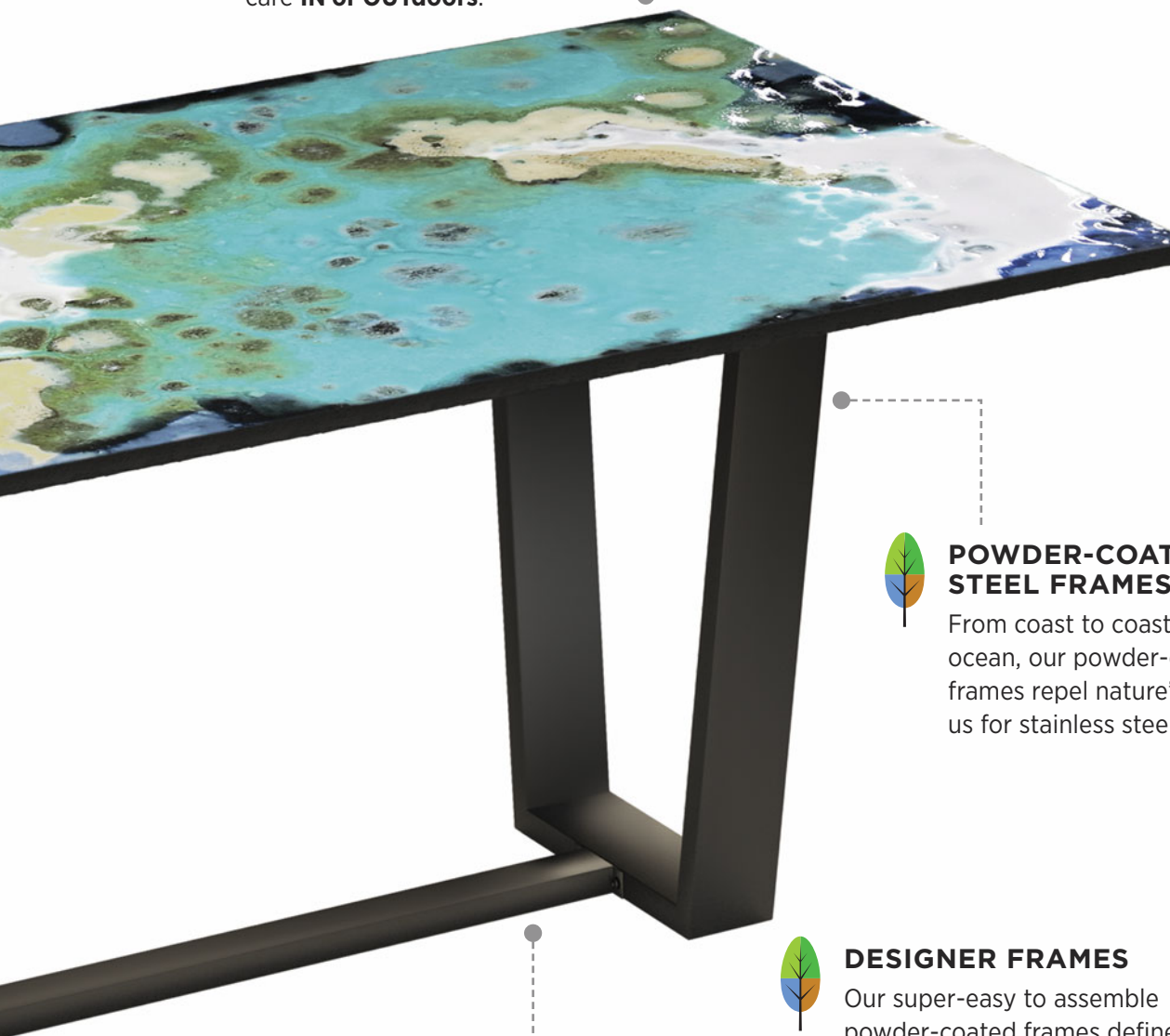
### TOUGH AS NAILS

Stain proof, ice proof, heat proof, tough resistance to scratches—no covers required. Great for easy care **IN or OUTdoors**.



### CUSTOM OR STOCKED

We stock most of our styles shown in the catalog. Find other styles at [SeasonalLiving.com](http://SeasonalLiving.com). Or, if you prefer, define your custom piece of art with our custom options for the art connoisseur.



### POWDER-COATED STEEL FRAMES

From coast to coast, mountain to ocean, our powder-coated steel frames repel nature's worst. Contact us for stainless steel frame options.



### DESIGNER FRAMES

Our super-easy to assemble powder-coated frames define elegant designer specifications.



### SLIP SLIDING AWAY

Super-strong, adjustable glides provide you with flexibility for those areas in nature that are not so forgiving.



### ECO-FRIENDLY PRODUCTION

Water is a precious commodity. We are water-wise in our production cycle: waste water is reused in the production process, thus limiting environmental pollution.



handcrafting our  
**ETNA**  
COLLECTION

Highly skilled Italian artisans create each Etna piece as an individual work of art.

See our latest modern and traditional designs at [SeasonalLiving.com](https://SeasonalLiving.com).





about our

## ETNA COLLECTION

Italy's Umbrian region is renowned as the center of Italian ceramics. These unique lava stone hand-crafted ceramics are unique jewels in our outdoor offerings. However, these beautiful, hand-made tables, panels, flooring panels (the list is limited by your imagination) are equally suited to indoor settings. Hard-wearing, this material is perfect for contract and residential specifications. No furniture covers required. Heat and dust, snow and ice are unable to weaken these gorgeous volcanic lava table tops.

Etna Volcanic Lava stone slabs are hewn in the Calabrian region of southern Italy. In this region, Mount Etna is the highest and most active volcano in Europe. Historical documents capture volcanic eruptions since 1500 BC when phreatomagmatic eruptions drove people living in the eastern part of the island to migrate to its western end. The volcano has experienced more than 200 eruptions since then.

Slabs of lava stone are cut and delivered to Umbria where they are finished and primed for ceramic artists to apply their generational skill sets from hand applying and painting ceramic glaze. Artists in this region are fastidious about details and nothing is rushed. Once the beautiful pieces of hand-crafted art are applied, the elaborately decorated lava art is then placed in high temperature gas oven/ceramic kilns where it is fired at volcanic temperatures over several days before artists complete the finishing touches to each unique piece of furniture art. No two pieces will ever look the exactly the same.





ETNA RECTANGLE DINING TABLE

ITEM NUMBER	390FT001P20C	OCEAN COLLISION
	390FT001P2SG	SAHARA GOLD
DIMENSIONS (IN)	NET 78.5 W 39.5 D 30 H	TOP THICKNESS .75 H
	GROSS TOP 89 W 49.5 D 14.5 H	BASE 71 W 33.5 D 8 H
DIMENSIONS (CM)	NET 200 W 100 D 76 H	TOP THICKNESS 2 H
	GROSS TOP 226 W 126 D 37 H	BASE 180 W 85 D 20 H
WEIGHT	NET 341.5 LB	TOP 264.5 LB BASE 77 LB   GROSS 467.5 LB
	NET 155 KG	TOP 120 KG BASE 35 KG   GROSS 212 KG
VOLUME	35.3 CBF 1 CBM	
MATERIALS	Lava stone slab with hand-coated ceramic glaze; powder-coated steel base, nylon glides	
NOTES	Etna table tops are individually handcrafted by artisans; each top has a unique design with variations in pattern and glaze colors	
	Ready to Assemble: Ships in 1 crate (top) and 1 carton (base) and requires simple hand assembly	
	Visit SeasonalLiving.com to see available finish options	
	Ask us about custom top and base options	

Read important product information at the front of the Etna section.



OCEAN COLLISION TOP



SAHARA GOLD TOP



Etna looks great with our STOCKHOLM DINING SIDE CHAIR



Try Etna with our TRANCHE VASE



TEL 512-554-5738 FAX 512-681-9188 WEB SeasonalLiving.com

Visit SeasonalLiving.com for complete product information.  
Seasonal Living reserves the right to make minor design changes and to discontinue items, materials and/or colors without notice. Printed colors cannot be guaranteed for accuracy.





OCEAN COLLISION TOP



SAHARA GOLD TOP



Try Etna with  
THE DANE DINING CHAIR



Etna looks great with our  
INGOT FIRE PEDESTALS

## ETNA ROUND DINING TABLE

ITEM NUMBER	390FT005P20C	OCEAN COLLISION
	390FT005P2SG	SAHARA GOLD
DIMENSIONS (IN)	NET 60 DIA 30 H	TOP THICKNESS .75 H
	GROSS TOP 70.5 W 70.5 D 14.5 H	BASE 47 W 47 D 8 H
DIMENSIONS (CM)	NET 153 DIA 76 H	TOP THICKNESS 2 H
	GROSS TOP 179 W 179 D 37 H	BASE 120 W 120 D 20 H
WEIGHT	NET 308.5 LB	TOP 242.5 LB BASE 66 LB   GROSS 434.5 LB
	NET 140 KG	TOP 110 KG BASE 30 KG   GROSS 197 KG
VOLUME	41.7 CBF 1.18 CBM	
MATERIALS	Lava stone slab with hand-coated ceramic glaze; powder-coated steel base, nylon glides	
NOTES	Etna table tops are individually handcrafted by artisans; each top has a unique design with variations in pattern and glaze colors	
	<b>Ready to Assemble:</b> Ships in 1 crate (top) and 1 carton (base) and requires simple hand assembly	
	Visit <a href="http://SeasonalLiving.com">SeasonalLiving.com</a> to see available finish options	
	Ask us about custom top and base options	

Read important product information at the front of the Etna section.



TEL 512-554-5738 FAX 512-681-9188 WEB [SeasonalLiving.com](http://SeasonalLiving.com)

Visit [SeasonalLiving.com](http://SeasonalLiving.com) for complete product information.  
Seasonal Living reserves the right to make minor design changes and to discontinue items, materials and/or colors without notice. Printed colors cannot be guaranteed for accuracy.



### ETNA SQUARE DINING TABLE

ITEM NUMBER	390FT006P20C	OCEAN COLLISION
	390FT006P2SG	SAHARA GOLD
DIMENSIONS (IN)	NET 48 W 48 D 30 H	TOP THICKNESS .75 H
	GROSS TOP 58.5 W 58.5 D 14.5 H	BASE 43.5 W 43.5 D 8 H
DIMENSIONS (CM)	NET 122 W 122 D 76 H	TOP THICKNESS 2 H
	GROSS TOP 148 W 148 D 37 H	BASE 110 W 110 D 20 H
WEIGHT	NET 240.5 LB	TOP 196 LB BASE 40 LB   GROSS 366 LB
	NET 109 KG	TOP 89 KG BASE 20 KG   GROSS 166 KG
VOLUME	28.6 CBF .81 CBM	
MATERIALS	Lava stone slab with hand-coated ceramic glaze; powder-coated steel base, nylon glides	
NOTES	Etna table tops are individually handcrafted by artisans; each top has a unique design with variations in pattern and glaze colors	
	<b>Ready to Assemble:</b> Ships in 1 crate (top) and 1 carton (base) and requires simple hand assembly	
	Visit <a href="http://SeasonalLiving.com">SeasonalLiving.com</a> to see available finish options	
	Ask us about custom top and base options	

Read important product information at the front of the Etna section.



OCEAN COLLISION TOP



SAHARA GOLD TOP



Etna looks great with our  
HELTER SKELTER VASE



Try Etna with our  
SQUARE CUBE

 **SEASONAL LIVING®**

TEL 512-554-5738 FAX 512-681-9188 WEB [SeasonalLiving.com](http://SeasonalLiving.com)

Visit [SeasonalLiving.com](http://SeasonalLiving.com) for complete product information.  
Seasonal Living reserves the right to make minor design changes and to discontinue items, materials and/or colors without notice. Printed colors cannot be guaranteed for accuracy.





OCEAN COLLISION TOP



SAHARA GOLD TOP



Try Etna with our  
OCEANS DINING ARMCHAIR



Etna looks great with  
THE DANE DINING CHAIR

## ETNA RECTANGLE COFFEE TABLE

ITEM NUMBER	390FT007P20C	OCEAN COLLISION
	390FT007P2SG	SAHARA GOLD
DIMENSIONS (IN)	NET 50 W 35.5 D 19 H	TOP THICKNESS .75 H
	GROSS TOP 60 W 45.5 D 14.5 H	BASE 47 W 31.5 D 8 H
DIMENSIONS (CM)	NET 127 W 90 D 48 H	TOP THICKNESS 2 H
	GROSS TOP 153 W 116 D 37 H	BASE 120 W 80 D 20 H
WEIGHT	NET 185 LB TOP 152 LB BASE 33 LB	GROSS 306.5 LB
	NET 84 KG TOP 69 KG BASE 15 KG	GROSS 139 KG
VOLUME	23 CBF .65 CBM	
MATERIALS	Lava stone slab with hand-coated ceramic glaze; powder-coated steel base, nylon glides	
NOTES	Etna table tops are individually handcrafted by artisans; each top has a unique design with variations in pattern and glaze colors	
	<b>Ready to Assemble:</b> Ships in 1 crate (top) and 1 carton (base) and requires simple hand assembly	
	Visit <a href="http://SeasonalLiving.com">SeasonalLiving.com</a> to see available finish options	
	Ask us about custom top and base options	

Read important product information at the front of the Etna section.



TEL 512-554-5738 FAX 512-681-9188 WEB [SeasonalLiving.com](http://SeasonalLiving.com)


Visit [SeasonalLiving.com](http://SeasonalLiving.com) for complete product information.  
Seasonal Living reserves the right to make minor design changes and to discontinue items, materials and/or colors without notice. Printed colors cannot be guaranteed for accuracy.



ETNA ROUND COFFEE TABLE | LARGE

ITEM NUMBER	390FT003P20C	OCEAN COLLISION
	390FT003P2SG	SAHARA GOLD
DIMENSIONS (IN)	NET 35.5 DIA 16 H	TOP THICKNESS .75 H
	GROSS TOP 45.5 W 45.5 D 14.5 H	BASE 35.5 W 35.5 D 17.5 H
DIMENSIONS (CM)	NET 90 DIA 41 H	TOP THICKNESS 2 H
	GROSS TOP 116 W 116 D 37 H	BASE 90 W 90 D 45 H
WEIGHT	NET 136.5 LB	TOP 121.5 LB BASE 15.5 LB   GROSS 189.5 LB
	NET 62 KG	TOP 55 KG BASE 7 KG   GROSS 86 KG
VOLUME	17.3 CBF .49 CBM	
MATERIALS	Lava stone slab with hand-coated ceramic glaze; powder-coated steel base, nylon glides	
NOTES	Etna table tops are individually handcrafted by artisans; each top has a unique design with variations in pattern and glaze colors	
	Ready to Assemble: Ships in 1 crate (top) and 1 carton (base) and requires simple hand assembly	
	Visit SeasonalLiving.com to see available finish options	
	Ask us about custom top and base options	

Read important product information at the front of the Etna section.



Etna looks great with our  
FIZZ GRAND ROYAL



Try Etna with our  
INGOT CUBE ACCENT TABLE



TEL 512-554-5738 FAX 512-681-9188 WEB SeasonalLiving.com

Visit SeasonalLiving.com for complete product information.  
Seasonal Living reserves the right to make minor design changes and to discontinue items, materials and/or colors without notice. Printed colors cannot be guaranteed for accuracy.





OCEAN COLLISION TOP



SAHARA GOLD TOP



Try Etna with our  
ANDAMAN LOUNGE CHAIR



Etna looks great with our  
INDA CORDLESS FLOOR LAMP

### ETNA ROUND COFFEE TABLE | SMALL

ITEM NUMBER	390FT004P20C	OCEAN COLLISION
	390FT004P2SG	SAHARA GOLD
DIMENSIONS (IN)	NET 27.5 DIA 18 H TOP THICKNESS .75 H	
	GROSS TOP 38 W 38 D 14.5 H BASE 31.5 W 31.5 D 19.5 H	
DIMENSIONS (CM)	NET 70 DIA 46 H TOP THICKNESS 2 H	
	GROSS TOP 96 W 96 D 37 H BASE 80 W 80 D 50 H	
WEIGHT	NET 99 LB TOP 88 LB BASE 11 LB   GROSS 152 LB	
	NET 45 KG TOP 40 KG BASE 5 KG   GROSS 69 KG	
VOLUME	12 CBF .34 CBM	
MATERIALS	Lava stone slab with hand-coated ceramic glaze; powder-coated steel base, nylon glides	
NOTES	Etna table tops are individually handcrafted by artisans; each top has a unique design with variations in pattern and glaze colors	
	<b>Ready to Assemble:</b> Ships in 1 crate (top) and 1 carton (base) and requires simple hand assembly	
	Visit <a href="http://SeasonalLiving.com">SeasonalLiving.com</a> to see available finish options	
	Ask us about custom top and base options	

Read important product information at the front of the Etna section.



TEL 512-554-5738 FAX 512-681-9188 WEB [SeasonalLiving.com](http://SeasonalLiving.com)

Visit [SeasonalLiving.com](http://SeasonalLiving.com) for complete product information.  
Seasonal Living reserves the right to make minor design changes and to discontinue items, materials and/or colors without notice. Printed colors cannot be guaranteed for accuracy.

Etna Collection

VOLCANIC + CERAMIC FURNITURE



ETNA ‘C’ ACCENT TABLE

ITEM NUMBER	390FT002P20C	OCEAN COLLISION
	390FT002P2SG	SAHARA GOLD
DIMENSIONS (IN)	NET 19.5 DIA 25.5 H	TOP THICKNESS .75 H
	GROSS TOP 25 W 25 D 14.5 H	BASE 17.5 W 17.5 D 27.5 H
DIMENSIONS (CM)	NET 50 DIA 65 H	TOP THICKNESS 2 H
	GROSS TOP 66 W 66 D 37 H	BASE 45 W 45 D 70 H
WEIGHT	NET 28.5 LB	TOP 17.5 LB BASE 11 LB   GROSS 73 LB
	NET 13 KG	TOP 8 KG BASE 5 KG   GROSS 33 KG
VOLUME	5.65 CBF .16 CBM	
MATERIALS	Lava stone slab with hand-coated ceramic glaze; powder-coated steel base, nylon glides	
NOTES	Etna table tops are individually handcrafted by artisans; each top has a unique design with variations in pattern and glaze colors	
	<b>Ready to Assemble:</b> Ships in 1 crate (top) and 1 carton (base) and requires simple hand assembly	
	Visit SeasonalLiving.com to see available finish options	
	Ask us about custom top and base options	

Read important product information at the front of the Etna section.



OCEAN COLLISION TOP



SAHARA GOLD TOP



Etna looks great with our  
FIZZ IMPERIAL SPRITZ



Try Etna with our  
ORION SOFA



TEL 512-554-5738 FAX 512-681-9188 WEB SeasonalLiving.com

Visit SeasonalLiving.com for complete product information.  
Seasonal Living reserves the right to make minor design changes and to discontinue items, materials and/or colors without notice. Printed colors cannot be guaranteed for accuracy.



EXPLORER









# EXPLORER





# EXPLORER







## About the DESIGNER

**Carson Lane** gets his inspiration from nature and often refers to his previous career in music. “Music is a very big influence in the process of designing modern, yet classic furniture,” says Carson. “Both are products of comfort, satisfaction and convenience, and both made through imagination, creativity, 3-dimensional thinking and lots of passion.”

Those whose souls crave adventure, who long to explore all the riches the world has to offer, will recognize the essence of discovery and exoticism in the **Explorer Collection**.

Your desire for unique, exciting experiences is rivaled only by your hunger for affordable comfort, in all its forms. Think sustainable, plantation-grown wood such as Eucalyptus, regatta rope that triumphs over time and the elements, maintaining its natural beauty and strength for generations. Envision granite, cocoa, teak, slate and flame—the colors that animate your dreams of exploration and quest. Powder-coated metal finishes protect some of these durable yet elegant pieces, affording you the opportunity to rest—between bouts of wanderlust—without a care in the world. Why worry? Nomads like you revere practicality and craftsmanship, which echo throughout each piece in this collection.

Recreate paradise indoors or out with furniture that maintains its bold good looks, while holding you in an embrace of deep comfort. Hewn from recyclable, all-weather materials (fast-drying rope, 10,000 double-braided and UV-stabilized yarns), these pieces reflect your adventurous spirit and thirst for discovery.

Some stocked furniture fabrics for the Explorer Collection may experience some minor dye lot variation.



# EXPLORER



## SCANDINAVIAN-INSPIRED DESIGNS

Classic and transitional designs in simple tones and material palettes are perfect for the **IN or OUTdoors** the way the Scandinavians love.



## EASY CARE OUTDOOR FABRICS

Comfortable and easy-care spun-polyester outdoor seating fabric.



## PROTECTION FROM NATURE

Galvanized and powder-coated steel frames wrapped in protective, soft, textured polypropylene weave.



## MINIMAL EFFORT TO REPAIR

Easy care wood frames where minor scuffs and scratches from life's events are easy to repair.



## PROTECTION FOR SURFACES

Nylon furniture glides.



## TOUGH AS NAILS

Outdoor weather-resistant quality stainless steel fittings and fixtures.



## SUSTAINABLE MATERIALS

Eco-friendly eucalyptus with FSC certificate, imported from Uruguay.







### CLASSIC DEEP COMFORT

Deep, comfortable seat back cushions.



### MATERIALS TO SYNCHRONIZE WITH MOST OUTDOOR DESIGNS

Durable, care-free Eucalyptus wood seat frame with beautiful, soft, mixed grey polypropylene textured woven upholstery styling married to complimentary outdoor performance fabrics.



### CUSHION FOAM SUITABLE FOR EXPOSURE TO THE ELEMENTS

VTF outdoor foam seat cushions mean you will be out sitting on your furniture shortly after it pours.



### STRAPPED IN FOR THE RIDE

Strong, flexible synthetic seat webbing for added comfort and support.



### STAINED TO REFLECT NATURE

Rich, stained Eucalyptus wooden frames to mimic nature's gradual silvering of wood.








# EXPLORER | OCEANS







EXPLORER | OCEANS





OCEANS LOUNGE CHAIR+OTTOMAN SET

ITEM NUMBER	504FT204P2GG	SET OF 2 LOUNGE CHAIRS, 2 OTTOMANS
DIMENSIONS (IN)	NET CHAIR 29W 32.5D 31.5H SEAT HEIGHT 16.5 SEAT DEPTH 22 ARM HEIGHT 24 GROSS CHAIR 33.5W 34.5D 33H NET OTTOMAN 23W 24D 16.5H GROSS OTTOMAN 25W 24.5D 17H	
DIMENSIONS (CM)	NET CHAIR 73W 82D 80H SEAT HEIGHT 42 SEAT DEPTH 56 ARM HEIGHT 61.5 GROSS CHAIR 85W 87D 84H NET OTTOMAN 59W 61D 42H GROSS OTTOMAN 63W 62D 43H	
WEIGHT	NET CHAIR 24.5LB OTTOMAN 11 LB   GROSS CHAIR 31.5LB OTTOMAN 15.5LB NET CHAIR 11KG OTTOMAN 5KG   GROSS CHAIR 14.5KG OTTOMAN 7KG	
VOLUME	CHAIR 5.7CBF OTTOMAN 6CBF   CHAIR .16CBM OTTOMAN .17CBM	
MATERIALS	FSC (Forest Stewardship Council) Eucalyptus wood frame, soft polypropylene and polyester Regatta rope in mixed gray featuring fishbone weave, nylon glides	
NOTES	Sold as a set of 2 chairs and 2 ottomans  Ready to Assemble: Set ships in 4 carton boxes and requires simple assembly  See individual product pages for more product details  Some stocked furniture fabrics for the Explorer Collection may experience some minor dye lot variation	

Read important product information at the front of the Explorer section.



Oceans looks great with our PERPETUAL COLLECTION



Try Oceans with our CUBE PLANTER



TEL 512-554-5738 FAX 512-681-9188 WEB SeasonalLiving.com

Visit SeasonalLiving.com for complete product information.  
Seasonal Living reserves the right to make minor design changes and to discontinue items, materials and/or colors without notice. Printed colors cannot be guaranteed for accuracy.





### OCEANS LOUNGE CHAIR

ITEM NUMBER	504FT204P2G
DIMENSIONS (IN)	NET CHAIR 29 W 32.5 D 31.5 H SEAT HEIGHT 16.5 SEAT DEPTH 20.5 ARM HEIGHT 24 GROSS 33.5 W 34.5 D 33 H
DIMENSIONS (CM)	NET CHAIR 73 W 82 D 80 H SEAT HEIGHT 42 SEAT DEPTH 51.5 ARM HEIGHT 61.5 GROSS 85 W 87 D 84 H
WEIGHT	NET 24.5 LB GROSS 31 LB   NET 11 KG GROSS 14 KG
VOLUME	22 CBF .63 CBM
NOTES	Ready to Assemble: Ships in 1 carton box and requires simple assembly



Try Oceans with our  
KAVIS COFFEE TABLE

### OCEANS OTTOMAN

ITEM NUMBER	504FT205P2G
DIMENSIONS (IN)	NET 23 W 24 D 16.5 H   GROSS 25 W 24.5 D 17 H
DIMENSIONS (CM)	NET 59 W 61 D 42 H   GROSS 63 W 62 D 43 H
WEIGHT	NET 11 LB GROSS 15.5 LB   NET 5 KG GROSS 7 KG
VOLUME	6 CBF .17 CBM
NOTES	Ready to Assemble: Ships in 1 carton box and requires simple assembly

### OCEANS FEATURES:

MATERIALS	FSC (Forest Stewardship Council) Eucalyptus wood frame, soft polypropylene and polyester Regatta rope in mixed gray featuring fishbone weave, nylon glides
NOTES	Some stocked furniture fabrics for the Explorer Collection may experience some minor dye lot variation

Read important product information at the front of the Explorer section.



TEL 512-554-5738 FAX 512-681-9188 WEB SeasonalLiving.com

Visit SeasonalLiving.com for complete product information.  
Seasonal Living reserves the right to make minor design changes and to discontinue items, materials and/or colors without notice. Printed colors cannot be guaranteed for accuracy.



OCEANS DINING GROUP

ITEM NUMBER	504FT041P2GG	SET OF 1 TABLE, 2 DINING ARMCHAIRS, 4 SIDE CHAIRS
DIMENSIONS (IN)	NET TABLE 78.5W 39.5D 29.5H NET DINING ARMCHAIR EA 23.5W 23.5D 36H NET SIDE CHAIR EA 21W 23D 35.5H	
DIMENSIONS (CM)	NET TABLE 200W 100D 75H NET DINING ARMCHAIR EA 60W 60D 91H NET SIDE CHAIR EA 53.5W 59D 90.5H	
WEIGHT	NET TABLE 123.5LB DINING ARMCHAIR EA 17.5LB SIDE CHAIR EA 14.5LB NET TABLE 56KG DINING ARMCHAIR EA 8KG SIDE CHAIR EA 6.5KG	
MATERIALS	FSC (Forest Stewardship Council) Eucalyptus wood frame, soft polypropylene and polyester Regatta rope in mixed gray featuring fishbone weave, nylon glides; Natural Gray Superstone synthetic table top	
NOTES	Includes 1 table, 2 dining armchairs, 4 side chairs  Ready to assemble: Set ships in 7 carton boxes and requires simple assembly  Some stocked furniture fabrics and materials for the Explorer Collection may experience some minor dye lot variation  See individual product pages for more product details	

Read important product information at the front of the Explorer section.



Oceans looks great with our  
INDA RIBBON LAMP



Try Oceans with our  
INDA FIREFLY TORCH





Try Oceans with our  
INDA CLOVER HANGING LAMP



Oceans looks great with our  
AZOV PLANTER

## OCEANS DINING TABLE

ITEM NUMBER	504FT040P2G
DIMENSIONS (IN)	NET 78.5 W 39.5 D 29.5 H   GROSS 77 W 40 D 6.5 H
DIMENSIONS (CM)	NET 200 W 100 D 75 H   GROSS 195 W 102 D 17 H
WEIGHT	NET 123.5 LB GROSS 132.5 LB   NET 56 KG GROSS 60 KG
VOLUME	11.7 CBF .33 CBM
MATERIALS	FSC (Forest Stewardship Council) Eucalyptus wood frame, Natural Gray Superstone synthetic table top, nylon glides
NOTES	Also available as part of the Oceans Dining Group
	<b>Ready to assemble:</b> Ships in 1 carton box and requires simple assembly
	Some stocked furniture materials for the Explorer Collection may experience some minor dye lot variation

**Read important product information at the front of the Explorer section.**



TEL 512-554-5738 FAX 512-681-9188 WEB SeasonalLiving.com

Visit SeasonalLiving.com for complete product information.  
Seasonal Living reserves the right to make minor design changes and to discontinue items, materials and/or colors without notice. Printed colors cannot be guaranteed for accuracy.



## OCEANS DINING ARMCHAIR

ITEM NUMBER	504FT032P2G			SET OF 2
DIMENSIONS (IN)	NET 23.5W 23.5D 36H SEAT WIDTH 18.5 SEAT DEPTH 18 SEAT HEIGHT 17 ARM HEIGHT 27 GROSS 30.5W 22.5D 39.5H			
DIMENSIONS (CM)	NET 60W 60D 91H SEAT WIDTH 47 SEAT DEPTH 46 SEAT HEIGHT 43.5 ARM HEIGHT 68 GROSS 77W 57D 100H			
WEIGHT	NET EA 18.5LB GROSS SET 44LB   NET EA 8.5KG GROSS SET 20KG			
VOLUME	15.5CBF .44CBM			
MATERIALS	FSC (Forest Stewardship Council) Eucalyptus wood frame, soft polypropylene and polyester Regatta rope in mixed gray featuring fishbone weave, nylon glides			
NOTES	Sold as set of 2  Ready to Assemble: Set of 2 ships in 1 carton box and requires simple assembly  Some stocked furniture fabrics for the Explorer Collection may experience some minor dye lot variation			

Read important product information at the front of the Explorer section.



Try Oceans with our  
CERAMIC FURNITURE COLLECTION



Oceans looks great with our  
VIOLA DINING TABLE



TEL 512-554-5738 FAX 512-681-9188 WEB SeasonalLiving.com

Visit SeasonalLiving.com for complete product information.  
Seasonal Living reserves the right to make minor design changes and to discontinue items, materials and/or colors without notice. Printed colors cannot be guaranteed for accuracy.





Oceans looks great with our  
PERPETUAL COLLECTION



Try Oceans with our  
DELAPAN TABLE

## OCEANS SIDE CHAIR

ITEM NUMBER	504FT031P2G	SET OF 2
DIMENSIONS (IN)	NET 21W 23.5D 35.5H GROSS 30.5W 22.5D 38H	SEAT WIDTH 21 SEAT DEPTH 17.5 SEAT HEIGHT 17.5
DIMENSIONS (CM)	NET 53.5W 60D 90.5H GROSS 77W 54D 96H	SEAT WIDTH 53.5 SEAT DEPTH 45 SEAT HEIGHT 45
WEIGHT	NET EA 17.5LB GROSS SET 37.5LB	NET EA 8KG GROSS SET 42KG
VOLUME	14.1CBF .4CBM	
MATERIALS	FSC (Forest Stewardship Council) Eucalyptus wood frame, soft polypropylene and polyester Regatta rope in mixed gray featuring fishbone weave, nylon glides	
NOTES	Sold as set of 2  Set of 2 ships in 1 carton box  Some stocked furniture fabrics for the Explorer Collection may experience some minor dye lot variation	

**Read important product information at the front of the Explorer section.**



TEL 512-554-5738 FAX 512-681-9188 WEB SeasonalLiving.com

Visit SeasonalLiving.com for complete product information.

Seasonal Living reserves the right to make minor design changes and to discontinue items, materials and/or colors without notice. Printed colors cannot be guaranteed for accuracy.



OCEANS COUNTER TABLE

ITEM NUMBER	504FT410P2-E
DIMENSIONS (IN)	NET 54 W 28 D 36 H   GROSS 59 W 31 D 16.5 H
DIMENSIONS (CM)	NET 137 W 71 D 91 H   GROSS 150 W 79 D 17 H
WEIGHT	NET 44 LB GROSS 50.5 LB   NET 20 KG GROSS 23 KG
VOLUME	6.4 CBF .17 CBM
MATERIALS	FSC (Forest Stewardship Council) Eucalyptus wood frame, Natural Gray Superstone synthetic table top, nylon glides
NOTES	Ready to assemble: Ships in 1 carton box and requires simple assembly  Some stocked furniture materials for the Explorer Collection may experience some minor dye lot variation

Read important product information at the front of the Explorer section.



Pair this table with our  
OCEANS COUNTER CHAIR



Try Oceans with our  
SAN BLAS BAR CHAIR



TEL 512-554-5738 FAX 512-681-9188 WEB SeasonalLiving.com

Visit SeasonalLiving.com for complete product information.  
Seasonal Living reserves the right to make minor design changes and to discontinue items,  
materials and/or colors without notice. Printed colors cannot be guaranteed for accuracy.





Try this chair with our  
OCEANS COUNTER TABLE



Oceans looks great with our  
PHIL COUNTER TABLE

## OCEANS COUNTER CHAIR

ITEM NUMBER	504FT411P2G-E			SET OF 2
DIMENSIONS (IN)	NET 21 W 23 D 40 H SEAT WIDTH 21 SEAT DEPTH 17.5 SEAT HEIGHT 25 GROSS 51.5 W 30.5 D 22 H			
DIMENSIONS (CM)	NET 53.5 W 59 D 102 H SEAT WIDTH 53.5 SEAT DEPTH 44 SEAT HEIGHT 63.5 GROSS 131 W 78 D 56 H			
WEIGHT	NET EA 13 LB GROSS 33 LB   NET EA 6 KG GROSS 15 KG			
VOLUME	20.1 CBF .57 CBM			
MATERIALS	FSC (Forest Stewardship Council) Eucalyptus wood frame, soft polypropylene and polyester Regatta rope in mixed gray featuring fishbone weave, nylon glides			
NOTES	Sold as set of 2  Ready to Assemble: Set of 2 ships in 1 carton box and requires simple assembly  Some stocked furniture fabrics for the Explorer Collection may experience some minor dye lot variation			

Read important product information at the front of the Explorer section.



TEL 512-554-5738 FAX 512-681-9188 WEB SeasonalLiving.com

Visit SeasonalLiving.com for complete product information.  
Seasonal Living reserves the right to make minor design changes and to discontinue items, materials and/or colors without notice. Printed colors cannot be guaranteed for accuracy.



OCEANS POOL CHAISE

ITEM NUMBER	504FT009P2GG	SET OF 2
DIMENSIONS (IN)	NET 24 W 73 D 16.5 H WITH SEAT BACK AT FULL HEIGHT 31 H SEAT WIDTH 24 SEAT DEPTH 50 SEAT HEIGHT 16.5 GROSS 75 W 24.5 D 8.5 H	
DIMENSIONS (CM)	NET 61 W 186 D 42.5 H WITH SEAT BACK AT FULL HEIGHT 79 H SEAT WIDTH 61 SEAT DEPTH 127 SEAT HEIGHT 42.5 GROSS 190 W 62 D 22 H	
WEIGHT	NET 37.5 LB GROSS 55 LB   NET 17 KG GROSS 25 KG	
VOLUME	9.2 CBF .26 CBM	
MATERIALS	FSC (Forest Stewardship Council) Acacia wood frame, soft polypropylene and polyester Regatta rope in mixed gray featuring fishbone weave, silver powder-coated metal fixtures, nylon glides	
NOTES	Sold as set of 2  Back adjusts to 4 different positions  Ready to Assemble: Set of 2 ships in 1 carton box and requires simple assembly  Some stocked furniture fabrics for the Explorer Collection may experience some minor dye lot variation	

Read important product information at the front of the Explorer section.



Oceans looks great with our PERPETUAL COLLECTION



Try Oceans with our ANCARIS RING ACCENT TABLE



TEL 512-554-5738 FAX 512-681-9188 WEB SeasonalLiving.com

Visit SeasonalLiving.com for complete product information.  
Seasonal Living reserves the right to make minor design changes and to discontinue items, materials and/or colors without notice. Printed colors cannot be guaranteed for accuracy.





Try Oceans with our  
CERAMIC FURNITURE COLLECTION



Oceans looks great with our  
BEN ACCENT TABLE

## OCEANS NEPTUNE CHAIR + OTTOMAN

ITEM NUMBER	504FT033P2G
DIMENSIONS (IN)	NET CHAIR 28.5W 27.5D 28H OTTOMAN 25W 25D 17.5H SEAT WIDTH 19.5 SEAT DEPTH 19 SEAT HEIGHT 15.5 TOP OF ARM 25 GROSS SET 31W 30.5D 32H
DIMENSIONS (CM)	NET CHAIR 73W 70D 71H OTTOMAN 64W 64D 45H SEAT WIDTH 50 SEAT DEPTH 48.5 SEAT HEIGHT 40 TOP OF ARM 63.5 GROSS SET 79W 77D 81H
WEIGHT	NET CHAIR 20LB OTTOMAN 11LB   GROSS 33LB NET CHAIR 9KG OTTOMAN 5KG   GROSS 15KG
VOLUME	17.3CBF .49CBM
MATERIALS	Powder-coated steel frame back with FSC (Forest Stewardship Council) Eucalyptus wood frame base; soft polypropylene and polyester Regatta rope in mixed gray featuring fishbone weave, nylon glides
NOTES	<b>Ready to Assemble:</b> Chair and ottoman set ships in 1 carton box and requires simple assembly  Some stocked furniture fabrics for the Explorer Collection may experience some minor dye lot variation

**Read important product information at the front of the Explorer section.**



TEL 512-554-5738 FAX 512-681-9188 WEB SeasonalLiving.com

Visit SeasonalLiving.com for complete product information.  
Seasonal Living reserves the right to make minor design changes and to discontinue items, materials and/or colors without notice. Printed colors cannot be guaranteed for accuracy.









PIONEER BISTRO SET

ITEM NUMBER	504FT400P2GG	SET OF 2 CHAIRS, 1 TABLE
DIMENSIONS (IN)	NET CHAIR 23 W 23 D 32.5 H SEAT WIDTH 19.5 SEAT DEPTH 18.5 SEAT HEIGHT 18 NET TABLE 27.5 DIA 30 H GROSS 2 CHAIRS 24.5 W 24.5 D 22.5 H GROSS TABLE 32 W 30.5 D 4.5 H	
DIMENSIONS (CM)	NET CHAIR 58 W 59 D 82 H SEAT WIDTH 50 SEAT DEPTH 47 SEAT HEIGHT 45.5 NET TABLE 70 DIA 76 H GROSS 2 CHAIRS 62 W 62 D 57 H GROSS TABLE 81 W 78 D 12 H	
WEIGHT	NET CHAIR EA 9 LB 4 KG   GROSS 2 CHAIRS 42 LB 19 KG NET TABLE 15.5 LB 7 KG   GROSS TABLE 17.5 LB 8 KG	
VOLUME	2 CHAIRS 7.7 CBF .21 CBM   TABLE 2.6 CBF .08 CBM	
MATERIALS	CHAIR FSC (Forest Stewardship Council) Eucalyptus wood frame, powder-coated steel back frame, Dark Gray soft polypropylene weave, nylon glides; TABLE FSC (Forest Stewardship Council) Eucalyptus wood and metal frame, Gray Superstone synthetic table top, nylon glides	
NOTES	Sold as set of 2 chairs, 1 table  Ready to assemble: Set ships in 2 carton boxes and requires simple assembly  Some stocked furniture fabrics for the Explorer Collection may experience some minor dye lot variation	

Read important product information at the front of the Explorer section.



Set includes  
2 CHAIRS + 1 TABLE



Try Pioneer with our  
ANCARIS RING ACCENT TABLE



TEL 512-554-5738 FAX 512-681-9188 WEB SeasonalLiving.com

Visit SeasonalLiving.com for complete product information.  
Seasonal Living reserves the right to make minor design changes and to discontinue items, materials and/or colors without notice. Printed colors cannot be guaranteed for accuracy.





Try Marco Polo with our  
INGOT CUBE ACCENT TABLE/STOOL



Marco Polo looks great with our  
ASHLAR STOOL/ACCENT TABLE

## MARCO POLO LOUNGE CHAIR

ITEM NUMBER	504FT415P2-E				
DIMENSIONS (IN)	NET 26.5 W 33 D 40.5 H				
	SEAT WIDTH 21	SEAT DEPTH 23	SEAT HEIGHT 16.5	ARM HEIGHT 24.6	
	GROSS 27.5 W 32 D 36 H				
DIMENSIONS (CM)	NET 67 W 84 D 103 H				
	SEAT WIDTH 53	SEAT DEPTH 59	SEAT HEIGHT 42	ARM HEIGHT 62.5	
	GROSS 70 W 81 D 91 H				
WEIGHT	NET 22 LB GROSS 35.5 LB   NET 10 KG GROSS 16 KG				
VOLUME	18.4 CBF .52 CBM				
MATERIALS	FSC (Forest Stewardship Council) Eucalyptus wood frame, powder-coated steel back frame, Dark Gray soft polypropylene weave, VFT cushion with Zentec Beige zippered cover, nylon glides				
NOTES	Includes 1 seat cushion				
	<b>Ready to assemble:</b> Ships in 1 carton box and requires simple assembly				
	Some stocked furniture fabrics for the Explorer Collection may experience some minor dye lot variation				

**Read important product information at the front of the Explorer section.**



TEL 512-554-5738 FAX 512-681-9188 WEB SeasonalLiving.com

Visit SeasonalLiving.com for complete product information.  
Seasonal Living reserves the right to make minor design changes and to discontinue items, materials and/or colors without notice. Printed colors cannot be guaranteed for accuracy.





EXPLORER | WINGS









EXPLORER | WINGS





## WINGS FURNITURE GROUP

ITEM NUMBER	504FT008P2GG SET OF 2 CHAIRS, 1 SOFA, 1 COFFEE TABLE
DIMENSIONS (IN)	NET CHAIR 34 W 29 D 28 H NET SOFA 70 W 29 D 28 H NET COFFEE TABLE 39.5 W 23.5 D 15.5 H
DIMENSIONS (IN)	NET CHAIR 87 W 74 D 71 H NET SOFA 178 W 74 D 71 H NET COFFEE TABLE 100 W 60 D 40 H
WEIGHT	NET CHAIR 37.5 LB SOFA 68.5 LB COFFEE TABLE 50.5 LB NET CHAIR 17 KG SOFA 31 KG COFFEE TABLE 23 KG
VOLUME	CHAIR 16.6 CBF SOFA 26.8 CBF COFFEE TABLE 2.8 CBF CHAIR .47 CBM SOFA .76 CBM COFFEE TABLE .08 CBM
MATERIALS	FSC (Forest Stewardship Council) Eucalyptus wood frame, polypropylene seat webbing, powder-coated steel upper frame, soft polypropylene and polyester Regatta rope in mixed gray, nylon glides; VTF (viscose fiber technology, BIFMA approved) cushion cores with polyester fabric zippered covers in light gray with welting (additional fabrics available; upgrade charges apply to any fabric changes); Natural Gray Superstone synthetic table top
NOTES	Includes 2 chairs, 1 sofa, 1 coffee table  <b>Ready to assemble:</b> Set ships in 4 carton boxes and requires simple assembly  See individual product pages for more product details  Some stocked furniture fabrics for the Explorer Collection may experience some minor dye lot variation

Learn more about VTF cushion technology  
SeasonalLiving.com/vtf



Wings looks great with our  
INDA CORDLESS LIGHTING



Try Wings with our  
ARTLINE VASE

Read important product information at the front of the Explorer section.



TEL 512-554-5738 FAX 512-681-9188 WEB SeasonalLiving.com

Visit SeasonalLiving.com for complete product information.  
Seasonal Living reserves the right to make minor design changes and to discontinue items, materials and/or colors without notice. Printed colors cannot be guaranteed for accuracy.





Try Wings with our  
PALAU DRUM TABLE



Wings looks great with our  
PROVENCE COFFEE TABLE

## WINGS LOUNGE CHAIR

ITEM NUMBER	504FT001P2G		SET OF 2		
DIMENSIONS (IN)	NET 34 W 29 D 28 H GROSS 35 W 30.5 D 27 H		SEAT HEIGHT 14	SEAT DEPTH 22.5	ARM HEIGHT 28
DIMENSIONS (CM)	NET 87 W 74 D 71 H GROSS 89 W 77 D 69 H		SEAT HEIGHT 35	SEAT DEPTH 57.5	ARM HEIGHT 71
WEIGHT	NET 37.5 LB GROSS 45.5 LB		NET 17 KG GROSS 20.5 KG		
VOLUME	16.1CBF .46CBM				
MATERIALS	FSC (Forest Stewardship Council) Eucalyptus wood frame, polypropylene seat webbing, powder-coated steel upper frame, soft polypropylene and polyester Regatta rope in mixed gray, nylon glides; VTF (viscose fiber technology, BIFMA approved) cushion cores with polyester fabric zippered covers in light gray with welting (additional fabrics available; upgrade charges apply to any fabric changes)				
NOTES	Sold as set of 2  Includes 1 seat cushion, 1 back cushion, 1 accent pillow  <b>Ready to assemble:</b> Set of 2 ships in 2 carton boxes and requires simple assembly  Some stocked furniture fabrics for the Explorer Collection may experience some minor dye lot variation				

Read important product information at the front of the Explorer section.



SOUTHLAKE FABRIC  
UPGRADES AVAILABLE



TEL 512-554-5738 FAX 512-681-9188 WEB SeasonalLiving.com

Visit SeasonalLiving.com for complete product information.  
Seasonal Living reserves the right to make minor design changes and to discontinue items, materials and/or colors without notice. Printed colors cannot be guaranteed for accuracy.



WINGS SOFA

ITEM NUMBER	504FT002P2G
DIMENSIONS (IN)	NET 70 W 29 D 28 H SEAT HEIGHT 14 SEAT DEPTH 22.5 ARM HEIGHT 28 GROSS 71 W 29.5 D 22 H
DIMENSIONS (CM)	NET 178 W 74 D 71 H SEAT HEIGHT 35 SEAT DEPTH 57.5 ARM HEIGHT 71 GROSS 180 W 75 D 56 H
WEIGHT	NET 68.5 LB GROSS 77 LB   NET 31 KG GROSS 35 KG
VOLUME	26.8 CBF .76 CBM
MATERIALS	FSC (Forest Stewardship Council) Eucalyptus wood frame, polypropylene seat webbing, powder-coated steel upper frame, soft polypropylene and polyester Regatta rope in mixed gray, nylon glides; VTF (viscose fiber technology, BIFMA approved) cushion cores with polyester fabric zippered covers in light gray with welting (additional fabrics available; upgrade charges apply to any fabric changes)
NOTES	Includes 1 seat cushion, 2 back cushions, 2 accent pillows  Ready to assemble: Ships in 1 carton box and requires simple assembly  Some stocked furniture fabrics for the Explorer Collection may experience some minor dye lot variation

Read important product information at the front of the Explorer section.



Wings looks great with our  
GRAND LOUIE COFFEE TABLE



Try Wings with our  
BOWNESS COFFEE TABLE



TEL 512-554-5738 FAX 512-681-9188 WEB SeasonalLiving.com

Visit SeasonalLiving.com for complete product information.  
Seasonal Living reserves the right to make minor design changes and to discontinue items, materials and/or colors without notice. Printed colors cannot be guaranteed for accuracy.





Wings looks great with our  
ARAFURA VASES



Try Wings with our  
FUEGO LOUNGE CHAIR



Try Wings with our  
OCEANS LOUNGE CHAIR

## WINGS COFFEE TABLE

ITEM NUMBER	504FT003P2G
DIMENSIONS (IN)	NET 39.5 W 23.5 D 15.5 H   GROSS 41.5 W 26 D 4.5 H
DIMENSIONS (CM)	NET 100 W 60 D 40 H   GROSS 106 W 66 D 12 H
WEIGHT	NET 50.5 LB GROSS 57.5 LB   NET 23 KG GROSS 26 KG
VOLUME	2.8 CBF .08 CBM
MATERIALS	FSC (Forest Stewardship Council) Eucalyptus wood frame, Natural Gray Superstone synthetic table top, nylon glides
NOTES	<b>Ready to assemble:</b> Ships in 1 carton box and requires simple assembly
	Some stocked furniture materials for the Explorer Collection may experience some minor dye lot variation

**Read important product information at the front of the Explorer section.**



TEL 512-554-5738 FAX 512-681-9188 WEB [SeasonalLiving.com](http://SeasonalLiving.com)

Visit [SeasonalLiving.com](http://SeasonalLiving.com) for complete product information.  
Seasonal Living reserves the right to make minor design changes and to discontinue items, materials and/or colors without notice. Printed colors cannot be guaranteed for accuracy.

# WINGS CABINET

## 10 BEAUTIFUL IDEAS TO HELP YOU STORE IN OR OUTDOORS




### STRONG EUCALYPTUS WOOD

Solid wood structure made out of sustainable FSC Certified Eucalyptus wood that is resistant to rot or insect damage.

### SHED ROOF DESIGN

An architectural feature that also has purpose. Designed to facilitate easy run-off of rain water.



### BEAUTY IN MOVEMENT

Polypropylene vertical cording creates interest and 3D depth as well as visual movement with rippling cording in light winds.

### ADJUSTABLE SHELVING

2 adjustable shelves, providing you with flexibility to store bulky items or mix and match to meet your storage needs.



### ADDITIONAL VENTILATION

Vent access points throughout to facilitate greater air flow and keep your stuff fresh and clean.



### REMOVABLE LEGS

Easy to add on or remove our sturdy legs to facilitate easy storage during off-season periods.



### INSECT RESISTANT

Bug screens that keep air flowing but the bugs out.


### WATER RESISTANT PANELS

Interior fabric lining features outdoor fabrics designed to keep water out.



### DISCREET AND CLEVER DESIGN DETAILS

Making products work to your needs. Doors swing open right, but discreet recessed handles allow you to place these cabinets left or right.



### CORROSION RESISTANT HARDWARE

Treated for full outdoor exposure, our hardware is just that—hard and resistant to corrosion.





Wings looks great with our  
**SOUTHLAKE  
DECORATIVE PILLOWS**



Try this cabinet with our  
**WINGS SOFA**

## WINGS CABINET

ITEM NUMBER	504FT420P2G-E
DIMENSIONS (IN)	NET 22 W 22.5 D 73.5 H   GROSS 23 W 23 D 74 H
DIMENSIONS (CM)	NET 56.5 W 57.5 D 187 H   GROSS 58 W 58 D 188 H
WEIGHT	NET 84 LB GROSS 90.5 LB   NET 38 KG GROSS 41 KG
VOLUME	22.2 CBF .63 CBM
MATERIALS	FSC (Forest Stewardship Council) Eucalyptus wood frame, soft polypropylene and polyester Regatta rope in mixed gray, nylon glides
NOTES	<b>Ready to assemble:</b> Ships in 1 carton box and requires simple assembly  Some stocked furniture fabrics for the Explorer Collection may experience some minor dye lot variation

### Read important product information at the front of the Explorer section.

**IMPORTANT SAFETY INSTRUCTIONS:** This cabinet includes an anti-tipping device that must be attached to the exterior of the cabinet by end customer at time of installation. Visit [SeasonalLiving.com](http://SeasonalLiving.com) for more information including installation instructions.



TEL 512-554-5738 FAX 512-681-9188 WEB [SeasonalLiving.com](http://SeasonalLiving.com)

Visit [SeasonalLiving.com](http://SeasonalLiving.com) for complete product information.  
Seasonal Living reserves the right to make minor design changes and to discontinue items, materials and/or colors without notice. Printed colors cannot be guaranteed for accuracy.





# EXPLORER | FUEGO









# EXPLORER | FUEGO







FUEGO FURNITURE GROUP

ITEM NUMBER	504FT305P2BDWG SET OF 2 LOUNGE CHAIRS, 1 SOFA, 1 COFFEE TABLE, 1 ACCENT TABLE
DIMENSIONS (IN)	NET CHAIR 32.5 W 26.5 D 31.5 H NET SOFA 69 W 26.5 D 31.5 H NET COFFEE TABLE 43.5 W 27.5 D 17.5 H NET ACCENT TABLE 16 W 16 D 18 H
DIMENSIONS (CM)	NET CHAIR 83 W 67 D 80 H NET SOFA 175 W 67 D 80 H NET COFFEE TABLE 110 W 70 D 45 H NET ACCENT TABLE 40.5 W 40.5 D 45.5 H
WEIGHT	NET CHAIR 24.5 LB SOFA 42 LB COFFEE TABLE 44 LB ACCENT TABLE 11 LB NET CHAIR 11 KG SOFA 19 KG COFFEE TABLE 20 KG ACCENT TABLE 5 KG
MATERIALS	Eucalyptus wood frame, Flecked Tan polypropylene rope weave, nylon glides; VTF (viscose fiber technology, BIFMA approved) cushion cores with polyester fabric zippered covers in Latte (seat cushions) and Dark Gray (back cushions); upgrade charges apply to any fabric changes; Gray Superstone synthetic table tops
NOTES	Includes 2 lounge chairs, 1 sofa, 1 coffee table, 1 accent table  Ready to assemble: Set ships in 5 carton boxes and requires simple assembly  Some stocked furniture fabrics and materials for the Explorer Collection may experience some minor dye lot variation  See individual product pages for more product details

Read important product information at the front of the Explorer section.



Add a  
FUEGO ROCKER



Fuego looks great with our  
GEO STOOL



Try Fuego with our  
BYZANTINE SUPER.BIO.FUEL™  
FIRE TABLE



TEL 512-554-5738 FAX 512-681-9188 WEB SeasonalLiving.com

Visit SeasonalLiving.com for complete product information.  
Seasonal Living reserves the right to make minor design changes and to discontinue items, materials and/or colors without notice. Printed colors cannot be guaranteed for accuracy.





Try Fuego with our  
ORE ACCENT TABLE



Fuego looks great with our  
SCALLOP STOOL

## FUEGO LOUNGE CHAIR

ITEM NUMBER	504FT301P2BDW SET OF 2
DIMENSIONS (IN)	NET 32.5 W 26.5 D 31.5 H SEAT WIDTH 25.5 SEAT DEPTH 20.5 SEAT HEIGHT 16 ARM HEIGHT 24.5 GROSS 34.5 W 28 D 22 H
DIMENSIONS (CM)	NET 83 W 67 D 80 H SEAT WIDTH 65 SEAT DEPTH 51.5 SEAT HEIGHT 40.5 ARM HEIGHT 62 GROSS 87 W 71 D 56 H
WEIGHT	NET 24.5 LB GROSS 33 LB   NET 11 KG GROSS 15 KG
VOLUME	12.4 CBF .35 CBM
MATERIALS	Eucalyptus wood frame, Flecked Tan polypropylene rope weave, nylon glides; VTF (viscose fiber technology, BIFMA approved) cushion cores with polyester fabric zippered covers in Latte (seat cushion) and Dark Gray (back cushion); upgrade charges apply to any fabric changes
NOTES	Sold as set of 2  Includes 1 seat cushion, 1 back cushion  <b>Ready to assemble:</b> Set of 2 ships in 2 carton boxes and requires simple assembly  Some stocked furniture fabrics for the Explorer Collection may experience some minor dye lot variation

Read important product information at the front of the Explorer section.



SOUTHLAKE FABRIC  
UPGRADES AVAILABLE



TEL 512-554-5738 FAX 512-681-9188 WEB SeasonalLiving.com

Visit SeasonalLiving.com for complete product information.  
Seasonal Living reserves the right to make minor design changes and to discontinue items, materials and/or colors without notice. Printed colors cannot be guaranteed for accuracy.



FUEGO 3-SEAT SOFA

ITEM NUMBER	504FT302P2BDW
DIMENSIONS (IN)	NET 69 W 26.5 D 31.5 H SEAT WIDTH 61.5 SEAT DEPTH 20.5 SEAT HEIGHT 16 ARM HEIGHT 24.5 GROSS 70 W 28 D 22 H
DIMENSIONS (CM)	NET 175 W 67 D 80 H SEAT WIDTH 156 SEAT DEPTH 51.5 SEAT HEIGHT 40.5 ARM HEIGHT 62 GROSS 178 W 71 D 56 H
WEIGHT	NET 42 LB GROSS 57.5 LB   NET 19 KG GROSS 26 KG
VOLUME	24.7 CBF .7 CBM
MATERIALS	Eucalyptus wood frame, Flecked Tan polypropylene rope weave, nylon glides; VTF (viscose fiber technology, BIFMA approved) cushion cores with polyester fabric zippered covers in Latte (seat cushion) and Dark Gray (back cushions); upgrade charges apply to any fabric changes
NOTES	Includes 1 seat cushion, 3 back cushions  Ready to assemble: Ships in 1 carton box and requires simple assembly  Some stocked furniture fabrics for the Explorer Collection may experience some minor dye lot variation

Read important product information at the front of the Explorer section.



Fuego looks great with our  
PROVENCE COFFEE TABLE



Try Fuego with our  
TIME STOOL/ ACCENT TABLE



TEL 512-554-5738 FAX 512-681-9188 WEB SeasonalLiving.com

Visit SeasonalLiving.com for complete product information.  
Seasonal Living reserves the right to make minor design changes and to discontinue items, materials and/or colors without notice. Printed colors cannot be guaranteed for accuracy.





Try Fuego with our  
GEO STOOL



Fuego looks great with our  
AEGEAN SOFA

## FUEGO COFFEE TABLE

ITEM NUMBER	504FT303P2BDW
DIMENSIONS (IN)	NET 43.5 W 27.5 D 17.5 H   GROSS 45 W 29 D 4 H
DIMENSIONS (CM)	NET 110 W 70 D 45 H   GROSS 114 W 74 D 10 H
WEIGHT	NET 44 LB GROSS 48.5 LB   NET 20 KG GROSS 22 KG
VOLUME	2.8 CBF .08 CBM
MATERIALS	Eucalyptus wood frame, Gray Superstone synthetic table top, nylon glides
NOTES	<p><b>Ready to assemble:</b> Ships in 1 carton box and requires simple assembly</p> <p>Some stocked furniture materials for the Explorer Collection may experience some minor dye lot variation</p>

**Read important product information at the front of the Explorer section.**

 **SEASONAL LIVING®**

TEL 512-554-5738 FAX 512-681-9188 WEB [SeasonalLiving.com](http://SeasonalLiving.com)

Visit [SeasonalLiving.com](http://SeasonalLiving.com) for complete product information.  
Seasonal Living reserves the right to make minor design changes and to discontinue items, materials and/or colors without notice. Printed colors cannot be guaranteed for accuracy.



FUEGO ACCENT TABLE

ITEM NUMBER	504FT306P2BDW
DIMENSIONS (IN)	NET 16 W 16 D 18 H   GROSS 20 W 19 D 4.5 H
DIMENSIONS (CM)	NET 40.5 W 40.5 D 45.5 H   GROSS 51 W 48 D 12 H
WEIGHT	NET 11 LB GROSS 13 LB   NET 5 KG GROSS 6 KG
VOLUME	1.1 CBF .03 CBM
MATERIALS	Eucalyptus wood frame, Gray Superstone synthetic table top, nylon glides
NOTES	Ready to assemble: Ships in 1 carton box and requires simple assembly  Some stocked furniture materials for the Explorer Collection may experience some minor dye lot variation

Read important product information at the front of the Explorer section.



Fuego looks great with our  
ANDAMAN LOUNGE CHAIR



Try Fuego with our  
WINGS LOUNGE CHAIR



TEL 512-554-5738 FAX 512-681-9188 WEB SeasonalLiving.com

Visit SeasonalLiving.com for complete product information.  
Seasonal Living reserves the right to make minor design changes and to discontinue items,  
materials and/or colors without notice. Printed colors cannot be guaranteed for accuracy.





Try Fuego with our  
TURKU POUF



Fuego looks great with our  
RIDGED STOOL

## FUEGO ROCKER

ITEM NUMBER	504FT304P2BDW
DIMENSIONS (IN)	NET 27.5 W 28.5 D 30.5 H SEAT WIDTH 23 SEAT DEPTH 19 SEAT HEIGHT 15.5 ARM HEIGHT 22 GROSS 25.5 W 25 D 24.5 H
DIMENSIONS (CM)	NET 69.5 W 73 D 77.5 H SEAT WIDTH 58 SEAT DEPTH 48 SEAT HEIGHT 39 ARM HEIGHT 56 GROSS 65 W 64 D 62 H
WEIGHT	NET 21 LB GROSS 28.5 LB   NET 9.5 KG GROSS 13 KG
VOLUME	9 CBF .26 CBM
MATERIALS	Eucalyptus wood frame, Flecked Tan polypropylene rope weave, nylon glides
NOTES	<b>Ready to assemble:</b> Ships in 1 carton box and requires simple assembly  Some stocked furniture fabrics for the Explorer Collection may experience some minor dye lot variation

**Read important product information at the front of the Explorer section.**



TEL 512-554-5738 FAX 512-681-9188 WEB SeasonalLiving.com

Visit SeasonalLiving.com for complete product information.  
Seasonal Living reserves the right to make minor design changes and to discontinue items, materials and/or colors without notice. Printed colors cannot be guaranteed for accuracy.





PERPETUAL









PERPETUAL









# PERPETUAL





PERPETUAL







The **Perpetual Collection** is the beautifully-designed constant in your life. Indoors or outdoors, amidst a crisp garden or on a city rooftop, these handmade, lightweight concrete tables suit most occasions. The designer's innovative approach to soften the appearance of concrete with natural sands and hemp-like grass creates a sophisticated, personalized aesthetic where no two tables are the same. "Perpetual" also embodies the durability and sustainability of the furniture—constructed from biodegradable materials with a low luster finish, the pieces are beautifully weather resistant\*.

This beautiful collection of lightweight concrete continues to evolve with additions of reclaimed teak wood, powder-coated metals and ongoing fresh designs. We strive to create new looks not currently in the market—you can be assured of fresh designs, innovative material combinations and a unique look for different specifications in or outdoors.

Perpetual looks terrific when blended with our ceramic collections: Fabulous contrasts between high-gloss and matte finishes, muted and bright color palettes ... let your creativity drive your selections.

\* When used under everyday, normal weather conditions.

# PERPETUAL



## **SILKY SOFT TO THE TOUCH**

European know-how and expertise is shown in fabulous Venetian-plaster like concrete finish. Silky smooth to the touch.



## **SUPERIOR HAND CRAFTSMANSHIP**

No two pieces will be alike, making each piece unique—a sight to behold and a joy to the touch.



## **RICH, DURABLE WOOD**

Our Perpetual reclaimed Teak collection is entirely recycled from man's progress. History is on display in our reclaimed wood, showcasing notches and uses from a previous incarnation.



## **PERFORMANCE GLIDES**

Our rubber stripping protects the best flooring.



## **SUPERIOR ENGINEERING**

Attention to details goes beyond skin deep. We get into the details, making sure that precision engineering goes beyond what most concrete furniture offers—reinventing the concept of “Vorsprung Durch Technik” as it relates to this sophisticated, world-class collection.





### EUROPEAN EXCELLENCE

Incorporating deep European knowledge and craftsmanship. Years of experience is delivered so that you can enjoy the best of lightweight concrete married to stunning material palettes.



### ENVIRONMENTALLY SOUND

Sustainable reinforcement material “ramie” is used, which means no use of resin or fiberglass substances in the concrete or finish. All products are fully recyclable at the end of life cycle.



### YIN AND YANG

Fabulous specifier color palettes from slate or beautiful ivory with steel or reclaimed teak—how can you go wrong?



### RICH ARCHITECTURAL DESIGNS

Our elegant and sophisticated designs help to fashion each piece into exquisite furniture. Perfect for **IN or OUTdoors**.



### PERFECT SYMMETRY

Precision designs provide clean, crisp details, creating perfect symmetry and balance.



### SUPPORT WOMEN

Female owned, designed and operated concrete furniture business, using sustainable materials produced in a developing country that employs minorities who would struggle to gain employment in the traditional jobs sector.



### ARCHITECTURAL DETAILING

Some skimp on the details. We don't. Our scale is superbly executed to create fine conversation pieces.



**Above and right: Pigment is applied to the concrete surfaces.**

**Left: Ramie is used as reinforcement material—our Perpetual lightweight concrete contains no fiberglass or resins.**





handcrafting our  
PERPETUAL COLLECTION



**Left:** Concrete surfaces are smoothed in a series of sanding steps.

**Above and below:** The completed concrete is waxed by hand to ensure a silky smooth finish.











## about the PERPETUAL COLLECTION

### PRODUCT INFORMATION

Our **Perpetual Collection** concrete furniture is handmade. These products may exhibit color and veining variations by batch and by individual item. **If you are ordering multiple pieces, please notify us in writing when you place your order and we will do our best to assemble color finishes that are as consistent as possible.**



Visit [SeasonalLiving.com/perpetual](http://SeasonalLiving.com/perpetual) for complete product specs, tear sheets, warranty, product care and warning information, and to place an order.

### PRODUCT CARE

While our Perpetual Collection items are weather-resistant and suitable for indoor and outdoor use, it is the buyer's responsibility to follow all care instructions which are included with the product.

When storing this product before use, check shipment for correct methods on how to store product. NEVER store flat with other table tops on top.



The Perpetual Collection looks great with our **CERAMIC FURNITURE COLLECTION, CONCRETE PLANTERS** and **INDA CORDLESS LIGHTING**

about our

## HANDMADE LIGHTWEIGHT CONCRETE PRODUCTS

**Please read important information in this section and follow all product care instructions to maintain your warranty. Complete information is available at [SeasonalLiving.com](http://SeasonalLiving.com).**

**We hope that this information will help you and ultimately your customers better understand/sell the handmade Perpetual Collection and set the right expectations with your customers.**

No two individual pieces of our handmade lightweight concrete products will ever be exactly alike. This is part of the charm of purchasing items that are made by hand in small batches, compared with the mass-production products that are so prevalent in today's homogenized marketplace.


The raw materials for our lightweight concrete are simple and natural: Portland cement, sand, crushed granite, natural spring-fed water, and ramie, a special coarse/fibrous grass used for rein-

forcement. When we analyze the combination of raw, natural materials and the handmade production process, this is a very green natural product, with close to zero CO<sub>2</sub> emissions from the manufacturing process.


Each Perpetual Collection accessory (see Ornamental Vase section) and furniture item has its own set of characteristics and patina markings that help to make each piece unique. These individual characteristics are due to a combination of factors when raw natural materials are combined with physical human effort and knowhow (handmade). Factors that influence the final patina/appearance of our lightweight concrete include (but are

## CONCRETE PRODUCT CARE

**Learn the basics of product care from Barney and Dean.** Barney ignores important product care information, only to find that his furniture becomes old before its time. Dean always reads instructions and information to understand how to care for his products and protect his furniture investment.



**Barney leaves his concrete naked, exposed to the elements & life.**




**Dean REGULARLY protects his concrete with sealer.**

To protect your concrete against stains, regularly use our sealer. A mini bottle of sealer is included with your purchase.



**Barney doesn't clean up spills that can stain his concrete.**



**Dean cleans up spills quickly to keep his concrete looking great.**

Acidic foods & liquids can stain your products, particularly if they're not sealed regularly. ALWAYS wipe up spills to avoid staining.



not limited to) different batches of raw materials and where they are sourced. How the product is physically handled from craftsman to craftsman further impacts the finished product patina; for example, the amount of physical pressure exerted (by hand) during the pigmentation process, or how much wax is applied in the buffing stages, may cause the final finish of any individual piece to be lighter or darker.

Visit our website at [www.SeasonalLiving.com](http://www.SeasonalLiving.com) and click on Client Area at the top of the Home Page to learn more about the lightweight concrete manufacturing process.


**IMPORTANT: Please carefully read, understand and closely follow our product care instructions for this product.** All of our lightweight concrete products are suitable for normal, everyday in or outdoor use; product care and warranty information is available at [www.SeasonalLiving.com](http://www.SeasonalLiving.com).

**When shipped from our warehouse, each Perpetual Collection item includes one 3 ML bottle of concrete sealer. BUYER MUST APPLY SEALER TO PRODUCT UPON RECEIPT and should purchase additional sealer to be applied on a regular basis to maintain the durability and quality of the handmade finish. FAILURE TO PROPERLY SEAL OUR CONCRETE PRODUCTS VOIDS ALL WARRANTIES.**

**IMPORTANT: When storing any large packed table top, always store table tops vertically in original packaging.** DO NOT stack one table top on top of another; doing so may damage your table top. **When unpacking table tops, make sure you lift all large table tops (from each side of the table) at the SAME TIME.** Failure to store and move table tops correctly can break or damage your table top.



Watch a video to learn about regularly sealing your concrete furniture  
[bit.ly/sl-millenia](https://bit.ly/sl-millenia)




**Barney damages his concrete by exposing it to extreme cold.**

Use a high-quality outdoor furniture cover to protect your furniture from freezing weather.




**Dean uses quality BREATHABLE furniture covers to prevent damage.**



**Barney damages table tops by sitting on the corner or edge.**

Our tables are not designed to sit or stand on; doing so may damage your furniture, void your warranty and create serious bodily injury.



**Dean only sits on chairs and never on table tops.**











## Perpetual Collection

LIGHTWEIGHT CONCRETE FURNITURE



### TUSCAN DINING TABLE 3-LEG BASE SET

ITEM NUMBER	501FT015P2W 501FT015P2G	IVORY WHITE SLATE GRAY	<b>SPECIAL ORDER ONLY</b>
DIMENSIONS (IN)	NET 97 W 49 D 31 H TOP 97 W 49 D 4.5 H BASE EA 22 W 18 D 27 H GROSS TOP 106.5 W 63 D 12 H BASE EA 25 W 22 D 31 H		
DIMENSIONS (CM)	NET 244 W 122 D 77 H TOP 244 W 122 D 12 H BASE EA 55 W 45 D 67 H GROSS TOP 270 W 160 D 31 H BASE EA 64 W 54.5 D 77 H		
WEIGHT	NET 567 LB TOP 342 LB BASE EA 75 LB   GROSS 716.5 LB NET 257 KG TOP 155 KG BASE EA 34 KG   GROSS 325 KG		
VOLUME	75.6 CBF 2.14 CBM		
MATERIALS	Handmade lightweight concrete		
NOTES	<b>Ready to Assemble:</b> Product ships in 4 boxes (table top and 3 bases) and requires simple hand assembly		

#### Read important product information at the front of the Perpetual section.

**IMPORTANT HANDLING INSTRUCTIONS:** When unpacking or moving large Perpetual table tops it is very important that you lift EACH side of the table top at the same time. DO NOT move table top and bases together—you will damage the table. Failure to support and lift all sides of the table top at the same time can result in fracturing or cracking center of table top. ASK US about how to correctly store this piece of furniture.

**A sample bottle of concrete sealer is shipped with this item. Buyer must seal product upon receipt and should purchase additional specified sealer to be applied regularly. FAILURE TO PROPERLY SEAL PRODUCT VOIDS WARRANTY.**



IVORY WHITE AVAILABLE  
BY SPECIAL ORDER ONLY



This item is also available in  
SLATE GRAY



#### DESIGN IT YOUR WAY

Our Tuscan Table includes 1 table top and 3 individual support columns, which can be moved into several different configurations. Design the layout you prefer, then change it anytime you desire.



PERPETUAL  
COLLECTION

 **SEASONAL LIVING®**

TEL 512-554-5738 FAX 512-681-9188 WEB SeasonalLiving.com

Visit SeasonalLiving.com for complete product information.  
Seasonal Living reserves the right to make minor design changes and to discontinue items, materials and/or colors without notice. Printed colors cannot be guaranteed for accuracy.





This item is also available in  
IVORY WHITE



Perpetual looks great with our  
STOCKHOLM CHAIRS



Try Perpetual with our  
TWO GLAZE SQUARE CUBE

## LOIRE DINING TABLE

ITEM NUMBER	501FT024P2W	IVORY WHITE <b>SPECIAL ORDER ONLY</b>
	501FT024P2G	SLATE GRAY
DIMENSIONS (IN)	NET 79W 36D 30H	TOP 79W 36D 3H BASE EA 22W 14D 30H
	GROSS TOP 84.5W 43D 8.5H	BASE EA 26W 18D 34H
DIMENSIONS (CM)	NET 200W 90D 76H	TOP 200W 90D 7.5H BASE EA 55W 35D 74H
	GROSS TOP 214W 109D 22H	BASE EA 64.5W 44.5D 84H
WEIGHT	NET 318LB	TOP 190LB BASE EA 64LB   GROSS 357LB
	NET 144KG	TOP 86KG BASE EA 29KG   GROSS 162KG
VOLUME	33CBF 1CBM	
MATERIALS	Handmade lightweight concrete	
NOTES	<b>Ready to Assemble:</b> Product ships in 3 boxes (table top and 2 bases) and requires simple hand assembly	

### Read important product information at the front of the Perpetual section.

**IMPORTANT HANDLING INSTRUCTIONS:** When unpacking or moving large Perpetual table tops it is very important that you lift EACH side of the table top at the same time. DO NOT move table top and bases together—you will damage the table. Failure to support and lift all sides of the table top at the same time can result in fracturing or cracking center of table top. ASK US about how to correctly store this piece of furniture.

**A sample bottle of concrete sealer is shipped with this item. Buyer must seal product upon receipt and should purchase additional specified sealer to be applied regularly. FAILURE TO PROPERLY SEAL PRODUCT VOIDS WARRANTY.**



IVORY WHITE AVAILABLE  
BY SPECIAL ORDER ONLY



TEL 512-554-5738 FAX 512-681-9188 WEB SeasonalLiving.com

Visit SeasonalLiving.com for complete product information.  
Seasonal Living reserves the right to make minor design changes and to discontinue items, materials and/or colors without notice. Printed colors cannot be guaranteed for accuracy.





### DELAPAN DINING TABLE

ITEM NUMBER	501FT130P2W 501FT130P2G	IVORY WHITE <b>SPECIAL ORDER ONLY</b> SLATE GRAY
DIMENSIONS (IN)	NET 57 W 57 D 30 H TOP 57 W 57 D 3 H BASE EA 25.5 W 25.5 D 29 H GROSS TOP 62.5 W 62.5 D 8 H BASE EA 28.5 W 16.5 D 34 H	
DIMENSIONS (CM)	NET 145 W 145 D 76 H TOP 145 W 145 D 8 H BASE EA 65 W 65 D 74 H GROSS TOP 159 W 159 D 20 H BASE EA 72 W 42 D 86 H	
WEIGHT	NET 301 LB TOP 184 LB BASE EA 58.5 LB   GROSS 332 LB NET 136.5 KG TOP 83.5 KG BASE EA 26.5 KG   GROSS 150.5 KG	
VOLUME	45.9 CBF 1.3 CBM	
MATERIALS	Handmade lightweight concrete with rubber strips along each base	
NOTES	<b>Ready to Assemble:</b> Product ships in 3 boxes (table top and 2 bases) and requires simple hand assembly	

#### Read important product information at the front of the Perpetual section.

**IMPORTANT HANDLING INSTRUCTIONS:** When unpacking or moving large Perpetual table tops it is very important that you lift EACH side of the table top at the same time. DO NOT move table top and bases together—you will damage the table. Failure to support and lift all sides of the table top at the same time can result in fracturing or cracking center of table top. ASK US about how to correctly store this piece of furniture.

**A sample bottle of concrete sealer is shipped with this item. Buyer must seal product upon receipt and should purchase additional specified sealer to be applied regularly. FAILURE TO PROPERLY SEAL PRODUCT VOIDS WARRANTY.**



IVORY WHITE AVAILABLE  
BY SPECIAL ORDER ONLY



This item is also available in  
SLATE GRAY



Perpetual looks great with  
THE DANE DINING CHAIR



Try Perpetual with our  
MALDIVE DINING CHAIR







This item is also available in  
IVORY WHITE



Try Perpetual with our  
AEGEAN LOUNGE CHAIR



Perpetual looks great with our  
ORION SOFA

## LIMA COFFEE TABLE

ITEM NUMBER	501FT145P2W	IVORY WHITE
	501FT145P2G	SLATE GRAY
DIMENSIONS (IN)	NET 57 W 57 D 15 H	TOP 57 W 57 D 4 H BASE 27.5 W 27.5 D 11 H
	GROSS TOP 62.5 W 62.5 D 8 H	BASE 32.5 W 32.5 D 15.5 H
DIMENSIONS (CM)	NET 145 W 145 D 38 H	TOP 145 W 145 D 10 H BASE 70 W 70 D 28 H
	GROSS TOP 159 W 159 D 22 H	BASE 82 W 82 D 40 H
WEIGHT	NET 289 LB	TOP 204 LB BASE 85 LB   GROSS 316 LB
	NET 131 KG	TOP 92.5 KG BASE 14.5 KG   GROSS 143.5 KG
VOLUME	29 CBF .82 CBM	
MATERIALS	Handmade lightweight concrete with rubber strips along each base	
NOTES	<b>Ready to Assemble:</b> Product ships in 2 boxes (table top and base) and requires simple hand assembly	

**Read important product information at the front of the Perpetual section.**

**IMPORTANT HANDLING INSTRUCTIONS:** When unpacking or moving large Perpetual table tops it is very important that you lift EACH side of the table top at the same time. DO NOT move table top and bases together—you will damage the table. Failure to support and lift all sides of the table top at the same time can result in fracturing or cracking center of table top. ASK US about how to correctly store this piece of furniture.

**A sample bottle of concrete sealer is shipped with this item. Buyer must seal product upon receipt and should purchase additional specified sealer to be applied regularly. FAILURE TO PROPERLY SEAL PRODUCT VOIDS WARRANTY.**



TEL 512-554-5738 FAX 512-681-9188 WEB SeasonalLiving.com

Visit SeasonalLiving.com for complete product information.  
Seasonal Living reserves the right to make minor design changes and to discontinue items, materials and/or colors without notice. Printed colors cannot be guaranteed for accuracy.





### SUPER KOS BAR TABLE

ITEM NUMBER	501FT179P2W 501FT179P2G	IVORY WHITE <b>SPECIAL ORDER ONLY</b> SLATE GRAY <b>SPECIAL ORDER ONLY</b>
DIMENSIONS (IN)	NET 119W 31.5D 43H TOP 119W 31.5D 4H BASE EA 16W 16D 42H GROSS TOP 126.5W 40D 12H BASE EA 21W 21D 47H	
DIMENSIONS (CM)	NET 300W 80D 107H TOP 300W 80D 10H BASE EA 40W 40D 106H GROSS TOP 321W 101D 29H BASE EA 51W 51D 117H	
WEIGHT	NET 566.5LB TOP 289LB BASE EA 92.5LB   GROSS 644LB NET 257KG TOP 131KG BASE EA 42KG   GROSS 292KG	
VOLUME	44 CBF 1.24 CBM	
MATERIALS	Handmade lightweight concrete with rubber strips along each base, nylon glides	
NOTES	<b>Ready to Assemble:</b> Product ships in 4 boxes (table top and 3 bases) and requires simple hand assembly	

Read important product information at the front of the Perpetual section.

**IMPORTANT HANDLING INSTRUCTIONS:** When unpacking or moving large Perpetual table tops it is very important that you lift EACH side of the table top at the same time. DO NOT move table top and bases together—you will damage the table. Failure to support and lift all sides of the table top at the same time can result in fracturing or cracking center of table top. ASK US about how to correctly store this piece of furniture.

A sample bottle of concrete sealer is shipped with this item. Buyer must seal product upon receipt and should purchase additional specified sealer to be applied regularly. FAILURE TO PROPERLY SEAL PRODUCT VOIDS WARRANTY.

 AVAILABLE BY  
SPECIAL ORDER ONLY



This item is also available in  
SLATE GRAY



Perpetual looks great with our  
SAN BLAS BAR CHAIR



Try Perpetual with our  
STOCKHOLM BAR CHAIR







This item is also available in  
IVORY WHITE



Try Phil looks with our  
SOLO BAR STOOL  
and INDIA LIGHTING



Perpetual looks great with our  
SAN BLAS COUNTER CHAIR

## PHIL COUNTER TABLE

ITEM NUMBER	501FT046P2W	IVORY WHITE <b>SPECIAL ORDER ONLY</b>	
	501FT046P2G	SLATE GRAY	
DIMENSIONS (IN)	NET 48 W 36 D 37 H	TOP 48 W 36 D 4 H	BASE 22 W 14 D 36 H
	GROSS TOP 53.5 W 42 D 10 H	BASE 26 W 18.5 D 40.5 H	
DIMENSIONS (CM)	NET 122 W 92 D 94 H	TOP 122 W 92 D 10 H	BASE 55 W 35 D 91 H
	GROSS TOP 135.5 W 107 D 25 H	BASE 67 W 47 D 103 H	
WEIGHT	NET 202 LB	TOP 121 LB	BASE 88 LB   GROSS 237 LB
	NET 95 KG	TOP 55 KG	BASE 40 KG   GROSS 108 KG
VOLUME	24.4 CBF .69 CBM		
MATERIALS	Handmade lightweight concrete		
NOTES	<b>Ready to Assemble:</b> Product ships in 2 boxes (table top and base) and requires simple hand assembly		

**Read important product information at the front of the Perpetual section.**

**A sample bottle of concrete sealer is shipped with this item. Buyer must seal product upon receipt and should purchase additional specified sealer to be applied regularly. FAILURE TO PROPERLY SEAL PRODUCT VOIDS WARRANTY.**



IVORY WHITE AVAILABLE  
BY SPECIAL ORDER ONLY



TEL 512-554-5738 FAX 512-681-9188 WEB SeasonalLiving.com

Visit SeasonalLiving.com for complete product information.  
Seasonal Living reserves the right to make minor design changes and to discontinue items, materials and/or colors without notice. Printed colors cannot be guaranteed for accuracy.















### PROVENCE COFFEE TABLE

ITEM NUMBER	501FT101P2W 501FT101P2G	IVORY WHITE <b>SPECIAL ORDER ONLY</b> SLATE GRAY
DIMENSIONS (IN)	NET 39 W 39 D 19 H TOP 39 W 39 D 4 H BASE 16 W 16 D 18 H GROSS TOP 45 W 45 D 9 H BASE 19.5 W 19.5 D 23 H	
DIMENSIONS (CM)	NET 99 W 99 D 46 H TOP 99 W 99 D 10 H BASE 40 W 40 D 45 H GROSS TOP 113 W 113 D 22.5 H BASE 49.5 W 49.5 D 57 H	
WEIGHT	NET 144 LB TOP 102 LB BASE 42 LB   GROSS 163 LB NET 65 KG TOP 46 KG BASE 19 KG   GROSS 74 KG	
VOLUME	14.8 CBF .42 CBM	
MATERIALS	Handmade lightweight concrete	
NOTES	<b>Ready to Assemble:</b> Product ships in 2 boxes (table top and base) and requires simple hand assembly	

**Read important product information at the front of the Perpetual section.**

**A sample bottle of concrete sealer is shipped with this item. Buyer must seal product upon receipt and should purchase additional specified sealer to be applied regularly. FAILURE TO PROPERLY SEAL PRODUCT VOIDS WARRANTY.**



IVORY WHITE AVAILABLE  
BY SPECIAL ORDER ONLY



This item is also available in  
IVORY WHITE



Perpetual looks great with our  
TORRES STRAIT LOUNGE CHAIR



Perpetual looks great with our  
AEGEAN LOUNGE CHAIR





This item is also available in  
SLATE GRAY



Try Perpetual with our  
SQUARE CUBES



Try Perpetual with our  
LEEWARD COCO DE MER

### PROVENCE DINING TABLE 39"

ITEM NUMBER	501FT100P2W	IVORY WHITE
	501FT100P2G	SLATE GRAY
DIMENSIONS (IN)	NET 39 W 39 D 30 H	TOP 39 W 39 D 4 H BASE 16 W 16 D 30 H
	GROSS TOP 45 W 45 D 9 H	BASE 19.5 W 19.5 D 34 H
DIMENSIONS (CM)	NET 99 W 99 D 76 H	TOP 99 W 99 D 10 H BASE 40 W 40 D 74 H
	GROSS TOP 113 W 113 D 22.5 H	BASE 49.5 W 49.5 D 84 H
WEIGHT	NET 157 LB	TOP 102 LB BASE 56 LB   GROSS 183 LB
	NET 71 KG	TOP 46 KG BASE 25 KG   GROSS 83 KG
VOLUME	18CBF .49CBM	
MATERIALS	Handmade lightweight concrete	
NOTES	<b>Ready to Assemble:</b> Product ships in 2 boxes (table top and base) and requires simple hand assembly	

**Read important product information at the front of the Perpetual section.**

**A sample bottle of concrete sealer is shipped with this item. Buyer must seal product upon receipt and should purchase additional specified sealer to be applied regularly. FAILURE TO PROPERLY SEAL PRODUCT VOIDS WARRANTY.**



TEL 512-554-5738 FAX 512-681-9188 WEB SeasonalLiving.com

Visit SeasonalLiving.com for complete product information.  
Seasonal Living reserves the right to make minor design changes and to discontinue items, materials and/or colors without notice. Printed colors cannot be guaranteed for accuracy.





### PROVENCE BAR TABLE

ITEM NUMBER	501FT023P2W 501FT023P2G	IVORY WHITE <b>SPECIAL ORDER ONLY</b> SLATE GRAY
DIMENSIONS (IN)	NET 32 W 32 D 43 H TOP 32 W 32 D 4 H BASE 16 W 16 D 42 H GROSS TOP 38 W 38 D 9 H BASE 21 W 21 D 47 H	
DIMENSIONS (CM)	NET 80 W 80 D 107 H TOP 80 W 80 D 10 H BASE 40 W 40 D 106 H GROSS TOP 94 W 94 D 22.5 H BASE 51 W 51 D 117 H	
WEIGHT	NET 164 LB TOP 71 LB BASE 93 LB   GROSS 194 LB NET 74 KG TOP 32 KG BASE 42 KG   GROSS 88 KG	
VOLUME	18 CBF .5 CBM	
MATERIALS	Handmade lightweight concrete	
NOTES	<b>Ready to Assemble:</b> Product ships in 2 boxes (table top and base) and requires simple hand assembly	

**Read important product information at the front of the Perpetual section.**

**A sample bottle of concrete sealer is shipped with this item. Buyer must seal product upon receipt and should purchase additional specified sealer to be applied regularly. FAILURE TO PROPERLY SEAL PRODUCT VOIDS WARRANTY.**



**IVORY WHITE AVAILABLE  
BY SPECIAL ORDER ONLY**



This item is also available in  
**SLATE GRAY**



Try Perpetual with our  
**STOCKHOLM BAR CHAIR**



Perpetual looks great with our  
**SAN BLAS BAR CHAIR**





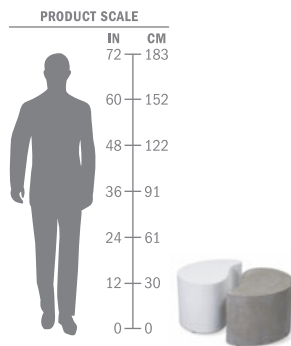
Try Perpetual with our  
ST. HELENA LOUNGE CHAIR

### PAIRED ACCENT TABLES

ITEM NUMBER	501FT129P2	SET OF 2: 1 IVORY WHITE AND 1 SLATE GRAY 2X IVORY WHITE OR 2X SLATE GRAY AVAILABLE BY SPECIAL ORDER
DIMENSIONS (IN)	NET EA 20.5W 15.5D 14H   GROSS EA 20W 20D 25H	
DIMENSIONS (CM)	NET EA 52W 39D 36H   GROSS EA 51W 51D 63.5H	
WEIGHT	NET EA 39.5LB GROSS EA 50.5LB   NET EA 18KG GROSS EA 23KG	
VOLUME	5.83CBF EA .17CBM EA	
MATERIALS	Handmade lightweight concrete with nylon glides	
NOTES	Ships in 2 boxes	

Read important product information at the front of the Perpetual section.

**A sample bottle of concrete sealer is shipped with this item. Buyer must seal product upon receipt and should purchase additional specified sealer to be applied regularly. FAILURE TO PROPERLY SEAL PRODUCT VOIDS WARRANTY.**



 **SEASONAL LIVING®**

TEL 512-554-5738 FAX 512-681-9188 WEB SeasonalLiving.com

Visit SeasonalLiving.com for complete product information.  
Seasonal Living reserves the right to make minor design changes and to discontinue items, materials and/or colors without notice. Printed colors cannot be guaranteed for accuracy.

  
PERPETUAL  
COLLECTION

## Perpetual Collection

### LIGHTWEIGHT CONCRETE FURNITURE



#### THE MONOLITH

ITEM NUMBER	501FT165P2W	IVORY WHITE
	501FT165P2G	SLATE GRAY
<hr/>		
DIMENSIONS (IN)	NET 71 W 17.5 D 14 H   GROSS 75.5 W 22 D 18 H	
<hr/>		
DIMENSIONS (CM)	NET 180 W 45 D 35 H   GROSS 192 W 56 D 46 H	
<hr/>		
WEIGHT	NET 154.5 LB GROSS 170 LB   NET 70 KG GROSS 77 KG	
<hr/>		
VOLUME	17.3 CBF .49 CBM	
<hr/>		
MATERIALS	Handmade lightweight concrete, nylon glides	
<hr/>		
NOTES	Ships in 1 box	

Read important product information at the front of the Perpetual section.

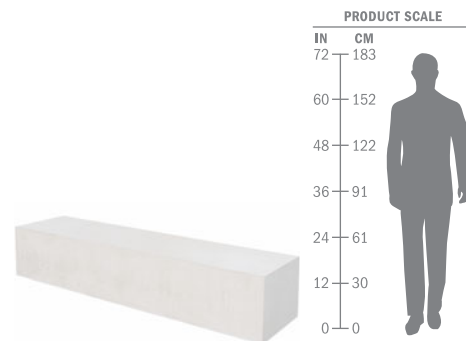
**IMPORTANT INSTRUCTIONS:** Do not sit or stand on this table. Table is not designed to support human seated or standing weight.

**IMPORTANT HANDLING INSTRUCTIONS:** When unpacking or moving large Perpetual products it is very important that you lift EACH side of the product at the same time. Failure to support and lift all sides of the product at the same time can result in fracturing or cracking.

A sample bottle of concrete sealer is shipped with this item. Buyer must seal product upon receipt and should purchase additional specified sealer to be applied regularly. **FAILURE TO PROPERLY SEAL PRODUCT VOIDS WARRANTY.**



This item is also available in  
SLATE GRAY



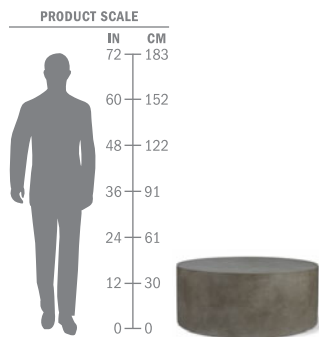
TEL 512-554-5738 FAX 512-681-9188 WEB SeasonalLiving.com

Visit SeasonalLiving.com for complete product information.  
Seasonal Living reserves the right to make minor design changes and to discontinue items, materials and/or colors without notice. Printed colors cannot be guaranteed for accuracy.





This item is also available in  
IVORY WHITE



## GRAND LOUIE COFFEE TABLE

ITEM NUMBER	501FT128P2W	IVORY WHITE
	501FT128P2G	SLATE GRAY
DIMENSIONS (IN)	NET 40.5 DIA 16.5 H   GROSS 45.5 W 45.5 D 20 H	
	DIMENSIONS (CM)	
DIMENSIONS (CM)	NET 103 DIA 42 H   GROSS 115 W 115 D 50 H	
	WEIGHT	
WEIGHT	NET 180 LB GROSS 203 LB   NET 80 KG GROSS 88.5 KG	
	VOLUME	
VOLUME	23.5 CBF .66 CBM	
	MATERIALS	
MATERIALS	Handmade lightweight concrete, nylon glides	
	NOTES	
	Ships in 1 box	

Read important product information at the front of the Perpetual section.

**IMPORTANT INSTRUCTIONS:** Do not sit or stand on this table. Table is not designed to support human seated or standing weight.

A sample bottle of concrete sealer is shipped with this item. Buyer must seal product upon receipt and should purchase additional specified sealer to be applied regularly. FAILURE TO PROPERLY SEAL PRODUCT VOIDS WARRANTY.



TEL 512-554-5738 FAX 512-681-9188 WEB SeasonalLiving.com

Visit SeasonalLiving.com for complete product information.  
Seasonal Living reserves the right to make minor design changes and to discontinue items, materials and/or colors without notice. Printed colors cannot be guaranteed for accuracy.









## Perpetual Collection

LIGHTWEIGHT CONCRETE FURNITURE



### BILL ACCENT TABLE

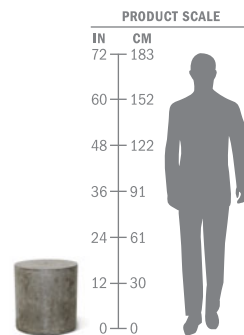
ITEM NUMBER	501FT025P2W	IVORY WHITE
	501FT025P2G	SLATE GRAY
DIMENSIONS (IN)	NET 16 DIA 16 H	GROSS 19.5 W 19.5 D 20 H
	NET 40 DIA 40 H	GROSS 49.5 W 49.5 D 50 H
WEIGHT	NET 31 LB GROSS 42 LB	NET 14 KG GROSS 19 KG
VOLUME	4.33 CBF .12 CBM	
MATERIALS	Handmade lightweight concrete, nylon glides	
NOTES	Ships in 1 box	

Read important product information at the front of the Perpetual section.

A sample bottle of concrete sealer is shipped with this item. Buyer must seal product upon receipt and should purchase additional specified sealer to be applied regularly. **FAILURE TO PROPERLY SEAL PRODUCT VOIDS WARRANTY.**



This item is also available in  
IVORY WHITE



 **SEASONAL LIVING®**

TEL 512-554-5738 FAX 512-681-9188 WEB [SeasonalLiving.com](http://SeasonalLiving.com)

Visit [SeasonalLiving.com](http://SeasonalLiving.com) for complete product information.  
Seasonal Living reserves the right to make minor design changes and to discontinue items,  
materials and/or colors without notice. Printed colors cannot be guaranteed for accuracy.





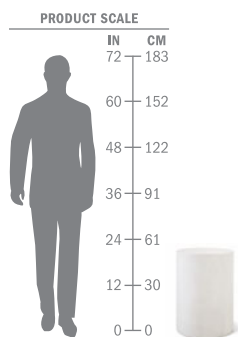
This item is also available in  
SLATE GRAY

### BEN ACCENT TABLE

ITEM NUMBER	501FT127P2W	IVORY WHITE
	501FT127P2G	SLATE GRAY
DIMENSIONS (IN)	NET 15 DIA 21 H	GROSS 18.5 W 18.5 D 24.5 H
	NET 38 DIA 52 H	GROSS 47.5 W 47.5 D 62 H
WEIGHT	NET 31 LB	GROSS 42 LB
	NET 14 KG	GROSS 19 KG
VOLUME	4.9 CBF .14 CBM	
MATERIALS	Handmade lightweight concrete, nylon glides	
NOTES	Ships in 1 box	

**Read important product information at the front of the Perpetual section.**

**A sample bottle of concrete sealer is shipped with this item. Buyer must seal product upon receipt and should purchase additional specified sealer to be applied regularly. FAILURE TO PROPERLY SEAL PRODUCT VOIDS WARRANTY.**



 **SEASONAL LIVING®**

TEL 512-554-5738 FAX 512-681-9188 WEB SeasonalLiving.com

Visit SeasonalLiving.com for complete product information.  
Seasonal Living reserves the right to make minor design changes and to discontinue items,  
materials and/or colors without notice. Printed colors cannot be guaranteed for accuracy.



### BAMBOO STOOL/ACCENT TABLE

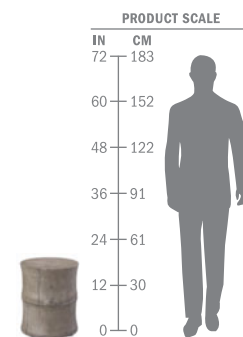
ITEM NUMBER	501FT045P2W	IVORY WHITE
	501FT045P2G	SLATE GRAY
DIMENSIONS (IN)	NET 14.5 DIA 18 H   GROSS 19 W 19 D 23 H	
	NET 37 DIA 46 H   GROSS 49 W 49 D 58 H	
WEIGHT	NET 31 LB	GROSS 37 LB   NET 14 KG GROSS 17 KG
VOLUME	4.9 CBF .14 CBM	
MATERIALS	Handmade lightweight concrete	
NOTES	Ships in 1 box	

Read important product information at the front of the Perpetual section.

A sample bottle of concrete sealer is shipped with this item. Buyer must seal product upon receipt and should purchase additional specified sealer to be applied regularly. FAILURE TO PROPERLY SEAL PRODUCT VOIDS WARRANTY.



This item is also available in  
SLATE GRAY







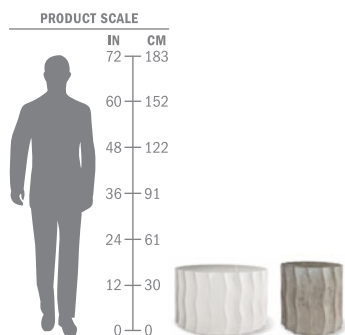
WIDE



SHORT



Perpetual looks great with our  
INDA CORDLESS LIGHTING



## WAVE ACCENT TABLES

ITEM NUMBER	501FT052P2GM	WIDE SLATE GRAY
	501FT052P2WM	WIDE IVORY WHITE
	501FT052P2GS	SHORT SLATE GRAY
	501FT052P2WS	SHORT IVORY WHITE
DIMENSIONS (IN)	NET WIDE 26 DIA 15 H	SHORT 16 DIA 16 H
	GROSS WIDE 31 W 31 D 21 H	SHORT 21 W 21 D 21 H
DIMENSIONS (CM)	NET WIDE 66 DIA 39 H	SHORT 40 DIA 40 H
	GROSS WIDE 79 W 79 D 53 H	SHORT 53 W 53 D 54 H
WEIGHT	NET WIDE 75 LB	SHORT 40 LB
	NET WIDE 34 KG	SHORT 18 KG
VOLUME	WIDE 11.65 CBF	SHORT 5.33 CBF
	WIDE .33 CBM	SHORT .15 CBM
MATERIALS	Handmade lightweight concrete, nylon glides	
NOTES	Sold individually	
	Each table ships in 1 box	

**Read important product information at the front of the Perpetual section.**

**A sample bottle of concrete sealer is shipped with this item. Buyer must seal product upon receipt and should purchase additional specified sealer to be applied regularly. FAILURE TO PROPERLY SEAL PRODUCT VOIDS WARRANTY.**



TEL 512-554-5738 FAX 512-681-9188 WEB SeasonalLiving.com

Visit SeasonalLiving.com for complete product information.  
Seasonal Living reserves the right to make minor design changes and to discontinue items, materials and/or colors without notice. Printed colors cannot be guaranteed for accuracy.



## Perpetual Collection

LIGHTWEIGHT CONCRETE FURNITURE



### PAZ ACCENT TABLES

ITEM NUMBER	501FT191P2W-L	LARGE IVORY WHITE
	501FT191P2G-L	LARGE SLATE GRAY
	501FT191P2W-S	SMALL IVORY WHITE
	501FT191P2G-S	SMALL SLATE GRAY
DIMENSIONS (IN)	NET LARGE 21 DIA 17.5 H	SMALL 16.5 DIA 14 H
	GROSS LARGE 29.5 W 29.5 D 27 H	SMALL 21.5 W 21.5 D 19 H
DIMENSIONS (CM)	NET LARGE 53 DIA 45 H	SMALL 42 DIA 35 H
	GROSS LARGE 75 W 75 D 68 H	SMALL 55 W 55 D 48 H
WEIGHT	NET LARGE 46.5 LB	SMALL 28.5 LB
	NET LARGE 21 KG	SMALL 13 KG
VOLUME	LARGE 13.4 CBF .38 CBM	SMALL 5.3 CBF .15 CBM
	GROSS LARGE 61.5 LB	SMALL 42 LB
	GROSS LARGE 28 KG	SMALL 19 KG
MATERIALS	Handmade lightweight concrete	
NOTES	Ships in 1 box	

Read important product information at the front of the Perpetual section.

**IMPORTANT INSTRUCTIONS:** Do not sit or stand on this table. Table is not designed to support human seated or standing weight.

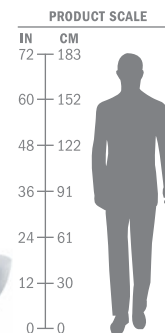
A sample bottle of concrete sealer is shipped with this item. Buyer must seal product upon receipt and should purchase additional specified sealer to be applied regularly. FAILURE TO PROPERLY SEAL PRODUCT VOIDS WARRANTY.



THIS ITEM SHIPS  
VIA UPS OR FEDEX



PERPETUAL  
COLLECTION



 **SEASONAL LIVING®**

TEL 512-554-5738 FAX 512-681-9188 WEB SeasonalLiving.com

Visit SeasonalLiving.com for complete product information.  
Seasonal Living reserves the right to make minor design changes and to discontinue items, materials and/or colors without notice. Printed colors cannot be guaranteed for accuracy.





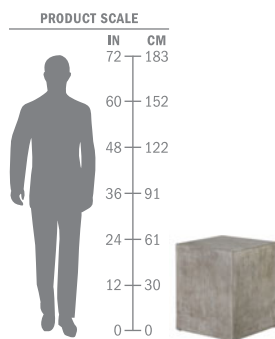
This item also available in  
IVORY WHITE

## XL CUBE ACCENT TABLE/STOOL

ITEM NUMBER	501FT053P2W	IVORY WHITE
	501FT053P2G	SLATE GRAY
DIMENSIONS (IN)	NET 19.5 W 19.5 D 23 H   GROSS 24.5 W 24.5 D 28.5 H	
	DIMENSIONS (CM) NET 50 W 50 D 59 H   GROSS 62 W 62 D 72 H	
WEIGHT	NET 70.5 LB	GROSS 86 LB   NET 32 KG GROSS 39 KG
	VOLUME 9.9 CBF .28 CBM	
MATERIALS	Handmade lightweight concrete, nylon glides	
NOTES	Ships in 1 box	

Read important product information at the front of the Perpetual section.

A sample bottle of concrete sealer is shipped with this item. Buyer must seal product upon receipt and should purchase additional specified sealer to be applied regularly. FAILURE TO PROPERLY SEAL PRODUCT VOIDS WARRANTY.



TEL 512-554-5738 FAX 512-681-9188 WEB SeasonalLiving.com

Visit SeasonalLiving.com for complete product information.  
Seasonal Living reserves the right to make minor design changes and to discontinue items, materials and/or colors without notice. Printed colors cannot be guaranteed for accuracy.





## PONCHO COFFEE TABLE

ITEM NUMBER	501FT185P2WG	IVORY WHITE TOP   SLATE GRAY BASE
	501FT185P2GW	SLATE GRAY TOP   IVORY WHITE BASE
DIMENSIONS (IN)	NET 39.5 DIA 15.5 H   GROSS 44.5 W 44.5 D 21.5 H	
DIMENSIONS (CM)	NET 100 DIA 39 H   GROSS 113 W 113 D 54 H	
WEIGHT	NET 123.5 LB GROSS 136.5 LB   NET 56 KG GROSS 62 KG	
VOLUME	22.2 CBF .63 CBM	
MATERIALS	Handmade lightweight concrete	
NOTES	Ships in 1 box	

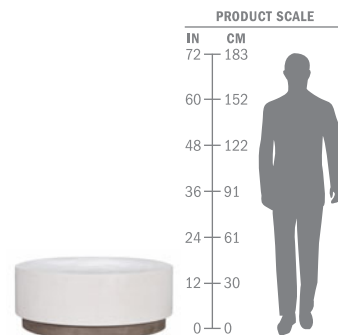
Read important product information at the front of the Perpetual section.

**IMPORTANT INSTRUCTIONS:** Do not sit or stand on this table. Table is not designed to support human seated or standing weight.

A sample bottle of concrete sealer is shipped with this item. Buyer must seal product upon receipt and should purchase additional specified sealer to be applied regularly. FAILURE TO PROPERLY SEAL PRODUCT VOIDS WARRANTY.



This item is also available in  
SLATE GRAY TOP | IVORY WHITE BASE







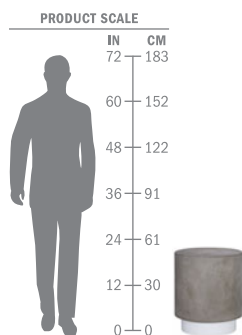
This item is also available in  
IVORY WHITE TOP | SLATE GRAY BASE

### PONCHO STOOL/ACCENT TABLE

ITEM NUMBER	501FT184P2WG	IVORY WHITE TOP   SLATE GRAY BASE
	501FT184P2GW	SLATE GRAY TOP   IVORY WHITE BASE
DIMENSIONS (IN)	NET 15.5 DIA 18 H	GROSS 20 W 20 D 22.5 H
	NET 40 DIA 46 H	GROSS 51 W 51 D 57 H
WEIGHT	NET 35.5 LB	GROSS 44 LB   NET 16 KG GROSS 20 KG
VOLUME	5.3 CBF .15 CBM	
MATERIALS	Handmade lightweight concrete	
NOTES	Ships in 1 box	

**Read important product information at the front of the Perpetual section.**

**A sample bottle of concrete sealer is shipped with this item. Buyer must seal product upon receipt and should purchase additional specified sealer to be applied regularly. FAILURE TO PROPERLY SEAL PRODUCT VOIDS WARRANTY.**



 **SEASONAL LIVING®**

TEL 512-554-5738 FAX 512-681-9188 WEB SeasonalLiving.com

Visit SeasonalLiving.com for complete product information.  
Seasonal Living reserves the right to make minor design changes and to discontinue items, materials and/or colors without notice. Printed colors cannot be guaranteed for accuracy.



REPAIR KIT



REFURBISHMENT KIT



SEALER

## CONCRETE ACCESSORIES

ITEM NUMBER	501MS001W	REPAIR KIT, IVORY WHITE
	501MS001G	REPAIR KIT, SLATE GRAY
	501MS006W	REFURBISHMENT KIT, IVORY WHITE
	501MS006G	REFURBISHMENT KIT, SLATE GRAY
	501MS002	SEALER, 1-LITER
	501MS003	SEALER, ½-LITER

**NOTES** **To avoid staining, do not use or place any item on top of any Perpetual lightweight concrete surface without sealing the product with our specially formulated sealer.**

A 3.0ML bottle of sealer is shipped with every product—LOOK for it carefully in the shipped carton box. READ the Product Care instructions shipped and follow instructions on how to apply the sealer.

Buyer is responsible for sealing and re-sealing product depending upon where it is located and how often it is soiled. The sealer ONLY provides you with a temporary protective solution to stains. Failure to quickly clean up spills and regularly re-apply our specified sealer can result in stains that are not possible to remove.

Use our **Repair Kit** to repair minor surface chips to your lightweight concrete products. Specify Ivory White or Slate Gray.

Use our **Refurbishment Kit** to repigment surfaces and refurbish rough finishes on lightweight concrete surfaces. Specify Ivory White or Slate Gray.

Read important product information at the front of the Perpetual section.



THIS ITEM SHIPS  
VIA UPS OR FEDEX



Watch a video to learn about regularly  
sealing your concrete furniture  
[bit.ly/sl-millenia](http://bit.ly/sl-millenia)

 **SEASONAL LIVING®**

TEL 512-554-5738 FAX 512-681-9188 WEB [SeasonalLiving.com](http://SeasonalLiving.com)

Visit [SeasonalLiving.com](http://SeasonalLiving.com) for complete product information.  
Seasonal Living reserves the right to make minor design changes and to discontinue items,  
materials and/or colors without notice. Printed colors cannot be guaranteed for accuracy.



PERPETUAL | METAL









# PERPETUAL | METAL





## SENZA TABLE 118"

ITEM NUMBER	501FT183P2W-118	IVORY WHITE TOP   ANTHRACITE METAL BASES
	501FT183P2G-118	SLATE GRAY TOP   ANTHRACITE METAL BASES
DIMENSIONS (IN)	NET 118W 38D 30H	TOP 118W 38D 3H
	GROSS TOP 124.5W 45.5D 9H	BASE EA 10W 27D 30.5H
DIMENSIONS (CM)	NET 300W 97D 76H	TOP 300W 97D 8H
	GROSS TOP 316W 116D 23H	BASE EA 25W 69D 77H
WEIGHT	NET 418.5LB	TOP 286.5LB
	NET 190KG	TOP 130KG
VOLUME	41.7CBF	1.18CBM
	41.7CBF	1.18CBM
MATERIALS	Handmade lightweight concrete top, powder-coated metal bases, nylon glides	
NOTES	Ready to Assemble: Product ships in 3 boxes (table top and 2 bases) and requires simple hand assembly	

### Read important product information at the front of the Perpetual section.

**A sample bottle of concrete sealer is shipped with this item. Buyer must seal product upon receipt and should purchase additional specified sealer to be applied regularly. FAILURE TO PROPERLY SEAL PRODUCT VOIDS WARRANTY.**

**IMPORTANT HANDLING INSTRUCTIONS:** When unpacking or moving large Perpetual table tops it is very important that you lift EACH side of the table top at the same time. DO NOT move table top and bases together—you will damage the table. Failure to support and lift all sides of the table top at the same time can result in fracturing / cracking center of table top.



This item is also available in  
IVORY WHITE



Pair this table with our  
SENZA BENCH



Senza looks great with  
THE DANE DINING CHAIR



TEL 512-554-5738 FAX 512-681-9188 WEB SeasonalLiving.com

Visit SeasonalLiving.com for complete product information.  
Seasonal Living reserves the right to make minor design changes and to discontinue items, materials and/or colors without notice. Printed colors cannot be guaranteed for accuracy.





This item is also available in  
SLATE GRAY



Pair this table with our  
SENZA BENCH



Try Senza with our  
STOCKHOLM CHAIRS

## SENZA TABLE 87"

ITEM NUMBER	501FT183P2W-87	IVORY WHITE TOP   ANTHRACITE METAL BASES
	501FT183P2G-87	SLATE GRAY TOP   ANTHRACITE METAL BASES
DIMENSIONS (IN)	NET 86.5 W 35.5 D 30 H	TOP 86.5 W 35.5 D 3 H BASE EA 8.5 W 26 D 27 H
	GROSS TOP 93 W 43 D 9.5 H	BASE EA 10 W 27 D 30.5 H
DIMENSIONS (CM)	NET 220 W 90 D 76 H	TOP 220 W 90 D 8 H BASE EA 22 W 66 D 68 H
	GROSS TOP 236 W 109 D 30 H	BASE EA 25 W 69 D 77 H
WEIGHT	NET 330.5 LB	TOP 198.5 LB BASE EA 66 LB   GROSS 419 LB
	NET 150 KG	TOP 90 KG BASE EA 30 KG   GROSS 190 KG
VOLUME	31 CBF .88 CBM	
MATERIALS	Handmade lightweight concrete top, powder-coated metal bases, nylon glides	
NOTES	<b>Ready to Assemble:</b> Product ships in 3 boxes (table top and 2 bases) and requires simple hand assembly	

### Read important product information at the front of the Perpetual section.

**A sample bottle of concrete sealer is shipped with this item. Buyer must seal product upon receipt and should purchase additional specified sealer to be applied regularly. FAILURE TO PROPERLY SEAL PRODUCT VOIDS WARRANTY.**

**IMPORTANT HANDLING INSTRUCTIONS:** When unpacking or moving large Perpetual table tops it is very important that you lift EACH side of the table top at the same time. DO NOT move table top and bases together—you will damage the table. Failure to support and lift all sides of the table top at the same time can result in fracturing / cracking center of table top.



TEL 512-554-5738 FAX 512-681-9188 WEB SeasonalLiving.com

Visit SeasonalLiving.com for complete product information.  
Seasonal Living reserves the right to make minor design changes and to discontinue items, materials and/or colors without notice. Printed colors cannot be guaranteed for accuracy.





## SENZA BENCH

ITEM NUMBER	501FT183P2W-BCH	IVORY WHITE
	501FT183P2G-BCH	SLATE GRAY
DIMENSIONS (IN)	NET 63 W 15.5 D 18.5 H TOP 63 W 15.5 D 3 H BASE EA 3.5 W 14 D 17.5 H GROSS TOP 67.5 W 20.5 D 8 H BASE EA 6 W 16 D 19 H	
DIMENSIONS (CM)	NET 160 W 40 D 47 H TOP 160 W 40 D 8 H BASE EA 9 W 36 D 45 H GROSS TOP 172 W 52 D 20 H BASE EA 15 W 41 D 48 H	
WEIGHT	NET 117 LB TOP 70.5 LB BASE EA 23 LB   GROSS 161 LB NET 53 KG TOP 32 KG BASE EA 10.5 KG   GROSS 73 KG	
VOLUME	8.5 CBF .24 CBM	
MATERIALS	Handmade lightweight concrete top, powder-coated metal bases, nylon glides	
NOTES	Ready to Assemble: Product ships in 3 boxes (table top and 2 bases) and requires simple hand assembly	

### Read important product information at the front of the Perpetual section.

**A sample bottle of concrete sealer is shipped with this item. Buyer must seal product upon receipt and should purchase additional specified sealer to be applied regularly. FAILURE TO PROPERLY SEAL PRODUCT VOIDS WARRANTY.**

**IMPORTANT HANDLING INSTRUCTIONS:** When unpacking or moving large Perpetual table tops it is very important that you lift EACH side of the table top at the same time. DO NOT move table top and bases together—you will damage the table. Failure to support and lift all sides of the table top at the same time can result in fracturing / cracking center of table top.



This item is also available in  
IVORY WHITE



Pair this bench with our  
SENZA TABLE















## SIA TABLE 89"

ITEM NUMBER	501FT180P2WM-89	IVORY WHITE TOP   ANTHRACITE ALUMINUM BASE
	501FT180P2GM-89	SLATE GRAY TOP   ANTHRACITE ALUMINUM BASE
DIMENSIONS (IN)	NET 88.5W 38D 30.5H TOP 88.5W 38D 2H GROSS TOP 94.5W 44D 7.5H GROSS FRAME 23W 31D 33H BASE 51W 8D 2.5H	
DIMENSIONS (CM)	NET 225W 97D 77H TOP 225W 97D 5H GROSS TOP 240W 112D 19H GROSS FRAME 58W 79D 84H BASE 129W 20D 6H	
WEIGHT	NET 256LB TOP 209.5LB BASE 46.5LB   GROSS 304LB NET 116KG TOP 95KG BASE 21KG   GROSS 138KG	
VOLUME	32 CBF .91 CBM	
MATERIALS	Handmade lightweight concrete top, powder-coated aluminum base, nylon glides	
NOTES	Ready to Assemble: Product ships in 3 boxes (table top and 2 base components) and requires simple hand assembly	

### Read important product information at the front of the Perpetual section.

**A sample bottle of concrete sealer is shipped with this item. Buyer must seal product upon receipt and should purchase additional specified sealer to be applied regularly. FAILURE TO PROPERLY SEAL PRODUCT VOIDS WARRANTY.**

**IMPORTANT HANDLING INSTRUCTIONS:** When unpacking or moving large Perpetual table tops it is very important that you lift EACH side of the table top at the same time. DO NOT move table top and bases together—you will damage the table. Failure to support and lift all sides of the table top at the same time can result in fracturing / cracking center of table top.very important that you lift EACH side of the table top at the same time. DO NOT move table top and bases together—you will damage the table. Failure to support and lift all sides of the table top at the same time can result in fracturing / cracking center of table top.



This item is also available in  
IVORY WHITE



Sia looks great with our  
STOCKHOLM CHAIRS



Try Sia with our  
IONIAN DINING CHAIR







This item is also available in  
SLATE GRAY



Try Sia with our  
STOCKHOLM CHAIRS



Sia looks great with our  
IONIAN DINING CHAIR

## SIA TABLE 73"

ITEM NUMBER	501FT180P2WS-73	IVORY WHITE TOP   ANTHRACITE ALUMINUM BASE	
	501FT180P2GS-73	SLATE GRAY TOP   ANTHRACITE ALUMINUM BASE	
DIMENSIONS (IN)	NET 73 W 38 D 30.5 H	TOP 73 W 38 D 2 H	
	GROSS TOP 78.5 W 44 D 7.5 H		
	GROSS BASE 1 23 W 31 D 33 H	BASE 2 34.5 W 8 D 2.5 H	
DIMENSIONS (CM)	NET 185 W 97 D 77 H	TOP 185 W 97 D 5 H	
	GROSS TOP 200 W 112 D 19 H		
	GROSS BASE 1 58 W 79 D 84 H	BASE 2 88 W 20 D 6 H	
WEIGHT	NET 201.5 LB	TOP 161 LB	BASE 41 LB   GROSS 242.5 LB
	NET 91.5 KG	TOP 73 KG	BASE 18.5 KG   GROSS 110 KG
VOLUME	29 CBF .82 CBM		
MATERIALS	Handmade lightweight concrete top, powder-coated aluminum base, nylon glides		
NOTES	Ready to Assemble: Product ships in 3 boxes (table top and 2 base components) and requires simple hand assembly		

### Read important product information at the front of the Perpetual section.

**A sample bottle of concrete sealer is shipped with this item. Buyer must seal product upon receipt and should purchase additional specified sealer to be applied regularly. FAILURE TO PROPERLY SEAL PRODUCT VOIDS WARRANTY.**

**IMPORTANT HANDLING INSTRUCTIONS:** When unpacking or moving large Perpetual table tops it is very important that you lift EACH side of the table top at the same time. DO NOT move table top and bases together—you will damage the table. Failure to support and lift all sides of the table top at the same time can result in fracturing / cracking center of table top.very important that you lift EACH side of the table top at the same time. DO NOT move table top and bases together—you will damage the table. Failure to support and lift all sides of the table top at the same time can result in fracturing / cracking center of table top.



TEL 512-554-5738 FAX 512-681-9188 WEB SeasonalLiving.com

Visit SeasonalLiving.com for complete product information.

Seasonal Living reserves the right to make minor design changes and to discontinue items, materials and/or colors without notice. Printed colors cannot be guaranteed for accuracy.



## Perpetual Collection

### LIGHTWEIGHT CONCRETE FURNITURE



REPAIR KIT



REFURBISHMENT KIT



SEALER

## CONCRETE ACCESSORIES

ITEM NUMBER	501MS001W	REPAIR KIT, IVORY WHITE
	501MS001G	REPAIR KIT, SLATE GRAY
	501MS006W	REFURBISHMENT KIT, IVORY WHITE
	501MS006G	REFURBISHMENT KIT, SLATE GRAY
	501MS002	SEALER, 1-LITER
	501MS003	SEALER, ½-LITER

**NOTES** **To avoid staining, do not use or place any item on top of any Perpetual lightweight concrete surface without sealing the product with our specially formulated sealer.**

A 3.0ML bottle of sealer is shipped with every product—LOOK for it carefully in the shipped carton box. READ the Product Care instructions shipped and follow instructions on how to apply the sealer.

Buyer is responsible for sealing and re-sealing product depending upon where it is located and how often it is soiled. The sealer ONLY provides you with a temporary protective solution to stains. Failure to quickly clean up spills and regularly re-apply our specified sealer can result in stains that are not possible to remove.

Use our **Repair Kit** to repair minor surface chips to your lightweight concrete products. Specify Ivory White or Slate Gray.

Use our **Refurbishment Kit** to repigment surfaces and refurbish rough finishes on lightweight concrete surfaces. Specify Ivory White or Slate Gray.

Read important product information at the front of the Perpetual section.



THIS ITEM SHIPS  
VIA UPS OR FEDEX



Watch a video to learn about regularly  
sealing your concrete furniture  
[bit.ly/sl-millenia](http://bit.ly/sl-millenia)



 **SEASONAL LIVING®**

TEL 512-554-5738 FAX 512-681-9188 WEB [SeasonalLiving.com](http://SeasonalLiving.com)

Visit [SeasonalLiving.com](http://SeasonalLiving.com) for complete product information.  
Seasonal Living reserves the right to make minor design changes and to discontinue items,  
materials and/or colors without notice. Printed colors cannot be guaranteed for accuracy.



# PERPETUAL | TEAK









# PERPETUAL TEAK









about our

## CONCRETE AND RECLAIMED TEAK PRODUCTS

**We hope that this information will help you and ultimately your customers better understand/sell the handmade Perpetual Reclaimed Teak Collection and set the right expectations with your customers.**

No two individual pieces of our handmade lightweight concrete products will ever be exactly alike. This is part of the charm of purchasing items that are made by hand in small batches, compared with the mass-production products that are so prevalent in today's homogenized marketplace.

### OUR RECLAIMED TEAK

Teak—our genus is *Tectona Grandis*—is a diminishing resource that has been used in different forms of construction for decades from houses to boats and more.

We source our reclaimed teak from multiple islands in the Indonesian archipelago, then re-mill each piece and deliver to you rich hues of muted golds and coppers to warm tans and browns. The wood may also contain small nail holes, added joints and small cracks that have been there for many years. As such, every piece of reclaimed teak is unique and no two pieces will appear the same; this is part of the charm and beauty of owning wood that has been re-purposed or recycled. Enjoy it for its one of a kind grain, knots and marks.

Reclaimed teak is a natural product that will expand and contract according to humidity levels. You can expect to see reclaimed teak shrink in very dry atmospheric conditions, sometimes spacing around joints will appear more pronounced. This is normal. When more humid conditions return, over time, you will see the wood expand accordingly.

### OUR HANDMADE LIGHTWEIGHT CONCRETE

Every concrete item in our Perpetual Collection has its own set of characteristics and patina markings that help to make each piece unique. These individual characteristics are due to a combination

of factors when raw natural materials are combined with physical human effort and knowhow (handmade).

Factors that influence the final patina/appearance of our lightweight concrete include (but are not limited to) different batches of raw, natural materials and where they are sourced. How the product is physically handled from craftsman to craftsman further impacts the finished product patina; for example, the amount of physical pressure exerted (by hand) during the pigmentation process, or how much wax is applied in the buffing stages, may cause the final finish of any individual piece to be lighter or darker.

Visit our website at [www.SeasonalLiving.com](http://www.SeasonalLiving.com) and click on Client Area at the top of the Home Page to learn more about the lightweight concrete manufacturing process.

**IMPORTANT: Please carefully read, understand and closely follow our product care instructions & product warnings for this product.** All of our ceramic furniture products are suitable for use in normal every day outdoor conditions. Always make sure you read our product care and warranty information before you purchase these products to select the right product for your needs. Access this information at [www.SeasonalLiving.com](http://www.SeasonalLiving.com).

**Each Perpetual Collection item shipped from our warehouse includes one 3 ML bottle of concrete sealer. BUYER MUST APPLY SEALER TO PRODUCT UPON RECEIPT and should purchase additional sealer to be applied on a regular basis to maintain the durability and quality of the handmade finish. FAILURE TO PROPERLY SEAL OUR CONCRETE PRODUCTS VOIDS ALL WARRANTIES.**

**IMPORTANT: When storing any large packed table top, always store table tops vertically in original packaging.** DO NOT stack one table top on top of another; doing so may damage your table top. **When unpacking table tops, make sure you lift all large table tops (from each side of the table) at the SAME TIME.** Failure to store and move table tops correctly can break or damage your table top.

about the

## PERPETUAL TEAK COLLECTION

### PRODUCT INFORMATION

Our **Perpetual Collection** concrete furniture is handmade. These products may exhibit color and veining variations by batch and by individual item. **If you are ordering multiple pieces, please notify us in writing when you place your order and we will do our best to assemble color finishes that are as consistent as possible.**



Visit [SeasonalLiving.com/perpetual](http://SeasonalLiving.com/perpetual) for complete product specs, tear sheets, warranty, product care and warning information, and to place an order.

### PRODUCT CARE

While our Perpetual Collection items are weather-resistant and suitable for indoor and outdoor use, it is the buyer's responsibility to follow all care instructions which are included with the product.

### CARING FOR RECLAIMED TEAK

Reclaimed teak is one of the easiest materials to care for in furniture. Over time the reclaimed teak will "silver" as its decades-old surfaces are exposed to sunlight and other natural elements. Be sure to read all Product Care information included with your order.



## CLIP DINING TABLE 118"

ITEM NUMBER	501FT187P2W-118 IVORY WHITE TOP   RECLAIMED TEAK BASES 501FT187P2G-118 SLATE GRAY TOP   RECLAIMED TEAK BASES
DIMENSIONS (IN)	NET 118W 38D 30H TOP 118W 38D 4H BASE EA 10W 25.5D 29H GROSS TOP 124.5W 45.5D 10H BASES 21W 28D 31.5H
DIMENSIONS (CM)	NET 300W 97D 76H TOP 300W 97D 10H BASE EA 25W 65D 74H GROSS TOP 316W 116D 25H BASES 53W 71D 80H
WEIGHT	NET 346LB TOP 297.5LB BASE EA 48.5LB   GROSS 446.5LB NET 157KG TOP 135KG BASE EA 22KG   GROSS 202.5KG
VOLUME	42.7CBF 1.21CBM
MATERIALS	Handmade lightweight concrete top, reclaimed teak bases
NOTES	<b>Ready to Assemble:</b> Product ships in 2 boxes (table top and bases) and requires simple hand assembly

### Read important product information at the front of the Perpetual section.

**A sample bottle of concrete sealer is shipped with this item. Buyer must seal product upon receipt and should purchase additional specified sealer to be applied regularly. FAILURE TO PROPERLY SEAL PRODUCT VOIDS WARRANTY.**

**IMPORTANT HANDLING INSTRUCTIONS:** When unpacking or moving large Perpetual table tops it is very important that you lift EACH side of the table top at the same time. DO NOT move table top and bases together—you will damage the table. Failure to support and lift all sides of the table top at the same time can result in fracturing / cracking center of table top.



This item is also available in  
SLATE GRAY



Perpetual Teak looks great with our  
SQUARE CUBES



Pair this item with our  
MALDIVE DINING CHAIR





This item is also available in  
IVORY WHITE



Try Perpetual Teak with our  
MAGIC CUBE



Pair this item with  
THE DANE DINING ARMCHAIR

## CLIP DINING TABLE 87"

ITEM NUMBER	501FT187P2W-87	IVORY WHITE TOP   RECLAIMED TEAK BASES
	501FT187P2G-87	SLATE GRAY TOP   RECLAIMED TEAK BASES
DIMENSIONS (IN)	NET 86.5W 35.5D 30H	TOP 86.5W 35.5D 4H BASE EA 10W 25.5D 29H
	GROSS TOP 93W 43D 9.5H	BASES 21W 28D 31.5H
DIMENSIONS (CM)	NET 220W 90D 76H	TOP 220W 90D 10H BASE EA 25W 65D 74H
	GROSS TOP 236W 109D 24H	BASES 53W 71D 80H
WEIGHT	NET 258LB	TOP 209.5LB BASE EA 48.5LB   GROSS 365LB
	NET 117KG	TOP 95KG BASE EA 22KG   GROSS 165.5KG
VOLUME	32.5CBF	.92CBM
MATERIALS	Handmade lightweight concrete top, reclaimed teak bases	
NOTES	Ready to Assemble: Product ships in 2 boxes (table top and bases) and requires simple hand assembly	

### Read important product information at the front of the Perpetual section.

**A sample bottle of concrete sealer is shipped with this item. Buyer must seal product upon receipt and should purchase additional specified sealer to be applied regularly. FAILURE TO PROPERLY SEAL PRODUCT VOIDS WARRANTY.**

**IMPORTANT HANDLING INSTRUCTIONS:** When unpacking or moving large Perpetual table tops it is very important that you lift EACH side of the table top at the same time. DO NOT move table top and bases together—you will damage the table. Failure to support and lift all sides of the table top at the same time can result in fracturing / cracking center of table top.



TEL 512-554-5738 FAX 512-681-9188 WEB SeasonalLiving.com

Visit SeasonalLiving.com for complete product information.  
Seasonal Living reserves the right to make minor design changes and to discontinue items, materials and/or colors without notice. Printed colors cannot be guaranteed for accuracy.











## SENZA TEAK TABLE 118"

ITEM NUMBER	501FT183P2T-118	RECLAIMED TEAK TOP   ANTHRACITE METAL BASES
DIMENSIONS (IN)	NET 118W 39.5D 30H TOP 118W 39.5D 2H BASE EA 8.5W 26D 27H GROSS TOP 123.5W 44D 8H BASE EA 10W 27D 30.5H	
DIMENSIONS (CM)	NET 300W 100D 76H TOP 300W 100D 4.5H BASE EA 22W 66D 68H GROSS TOP 314W 112D 20H BASE EA 25W 69D 77H	
WEIGHT	NET 399LB TOP 267LB BASE EA 66LB   GROSS PLEASE INQUIRE NET 181KG TOP 121KG BASE EA 30KG   GROSS PLEASE INQUIRE	
VOLUME	33.5CBF .95CBM	
MATERIALS	Reclaimed teak top, powder-coated metal bases, nylon glides	
NOTES	<b>Ready to Assemble:</b> Product ships in 2 boxes (table top and bases) and requires simple hand assembly	

Read important product information at the front of the Perpetual section.



Senza looks great with  
THE DANE DINING CHAIR



Pair this item with our  
SENZA BENCH



Senza looks great with our  
STOCKHOLM DINING ARMCHAIR





This item is also available in  
IVORY WHITE



Try Perpetual with our  
SAN BLAS BAR CHAIR



Pair this item with our  
SOLO BAR STOOL

## MYKONOS BAR TABLE

ITEM NUMBER	501FT169P2W	IVORY WHITE TOP WITH RECLAIMED TEAK BASE
	501FT169P2G	SLATE GRAY TOP WITH RECLAIMED TEAK BASE
DIMENSIONS (IN)	NET 118W 38D 42H	TOP 118W 38D 4H BASE 27W 12D 41.5H
	GROSS TOP 124.5W 45.5D 10H	BASE 44W 29D 14H
	GROSS FOOTREST 103W 22D 4.5H	
DIMENSIONS (CM)	NET 300W 97D 107H	TOP 300W 97D 10H BASE 68W 30D 106H
	GROSS TOP 316W 116D 25H	BASE 112W 74D 35H
	GROSS FOOTREST 262W 56D 12H	
WEIGHT	NET 518LB TOP 286.5LB BASE 181LB FOOTREST 50.5LB	GROSS 597.5LB
	NET 235KG TOP 130KG BASE 82KG FOOTREST 23KG	GROSS 271KG
VOLUME	48CBF	1.36CBM
MATERIALS	Handmade lightweight concrete top, solid reclaimed teak base and frame	
NOTES	<b>Ready to Assemble:</b> Product ships in 3 boxes (table top, base and footrest) and requires simple hand assembly	

**Read important product information at the front of the Perpetual section.**

**IMPORTANT HANDLING INSTRUCTIONS:** When unpacking or moving large Perpetual table tops it is very important that you lift EACH side of the table top at the same time. DO NOT move table top and bases together—you will damage the table. Failure to support and lift all sides of the table top at the same time can result in fracturing or cracking center of table top. ASK US about how to correctly store this piece of furniture.

**A sample bottle of concrete sealer is shipped with this item. Buyer must seal product upon receipt and should purchase additional specified sealer to be applied regularly. FAILURE TO PROPERLY SEAL PRODUCT VOIDS WARRANTY.**



TEL 512-554-5738 FAX 512-681-9188 WEB SeasonalLiving.com

Visit SeasonalLiving.com for complete product information.  
Seasonal Living reserves the right to make minor design changes and to discontinue items, materials and/or colors without notice. Printed colors cannot be guaranteed for accuracy.





### SPARTA DINING TABLE

ITEM NUMBER	501FT043P2W 501FT043P2G	IVORY WHITE SLATE GRAY
DIMENSIONS (IN)	NET 67 W 35.5 D 30 H TOP 67 W 35 D 4 H BASE 24 W 16 D 29 H GROSS TOP 73 W 41.5 D 10 H BASE 24 W 16.5 D 30 H	
DIMENSIONS (CM)	NET 170 W 90 D 76 H TOP 170 W 90 D 10 H BASE 60 W 40 D 74 H GROSS TOP 186 W 105 D 25 H BASE 62 W 42 D 77 H	
WEIGHT	NET 224 LB TOP 165.5 LB BASE 59.5 LB   GROSS 247 LB NET 102 KG TOP 75 KG BASE 27 KG   GROSS 112 KG	
VOLUME	17 CBF .48 CBM	
PALLET	IN 96 W 40 D 62 H 307 LB   CM 244 W 101.5 D 157.5 H 139.5 KG	
MATERIALS	Handmade lightweight concrete top, solid reclaimed teak base	
NOTES	<b>Ready to Assemble:</b> Product ships in 2 boxes (table top and base) and requires simple hand assembly	

#### Read important product information at the front of the Perpetual section.

**IMPORTANT HANDLING INSTRUCTIONS:** When unpacking or moving large Perpetual table tops it is very important that you lift EACH side of the table top at the same time. DO NOT move table top and bases together—you will damage the table. Failure to support and lift all sides of the table top at the same time can result in fracturing or cracking center of table top. ASK US about how to correctly store this piece of furniture.

**A sample bottle of concrete sealer is shipped with this item. Buyer must seal product upon receipt and should purchase additional specified sealer to be applied regularly. FAILURE TO PROPERLY SEAL PRODUCT VOIDS WARRANTY.**



This item is also available in  
SLATE GRAY



Perpetual Teak looks great with our  
MALDIVE DINING CHAIR

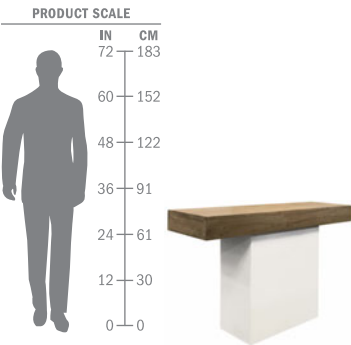


Pair this item with our  
XL CUBE





This item is also available in  
SLATE GRAY



SUMATRA CONSOLE TABLE

ITEM NUMBER	501FT168P2W	IVORY WHITE BASE WITH RECLAIMED TEAK TOP	
	501FT168P2G	SLATE GRAY BASE WITH RECLAIMED TEAK TOP	
DIMENSIONS (IN)	NET 49W 15.5D 30H	TOP 49W 15.5D 4.5H	BASE 23.5W 12D 29H
	GROSS TOP 51.2W 18D 6.5H	BASE 27.5W 15.5D 33H	
DIMENSIONS (CM)	NET 125W 40D 76H	TOP 125W 40D 12H	BASE 60W 30D 74H
	GROSS TOP 131W 46D 16H	BASE 69.5W 39.5D 84H	
WEIGHT	NET 103.5LB	TOP 33LB	BASE 70.5LB   GROSS 130LB
	NET 47KG	TOP 15KG	BASE 32KG   GROSS 59KG
VOLUME	42.5CBF 1.2CBM		
MATERIALS	Reclaimed teak top, handmade lightweight concrete base		
NOTES	Ready to Assemble: Product ships in 2 boxes (table top and base) and requires simple hand assembly		

Read important product information at the front of the Perpetual section.

A sample bottle of concrete sealer is shipped with this item. Buyer must seal product upon receipt and should purchase additional specified sealer to be applied regularly. FAILURE TO PROPERLY SEAL PRODUCT VOIDS WARRANTY.



TEL 512-554-5738 FAX 512-681-9188 WEB SeasonalLiving.com

Visit SeasonalLiving.com for complete product information.  
Seasonal Living reserves the right to make minor design changes and to discontinue items, materials and/or colors without notice. Printed colors cannot be guaranteed for accuracy.





## VIOLA DINING TABLE

ITEM NUMBER	501FT139P2W 501FT139P2G	IVORY WHITE SLATE GRAY
DIMENSIONS (IN)	NET 45.5 DIA 30 H TOP 45.5 DIA 1 H BASE 38 DIA 28.5 H GROSS TOP 52 W 52 D 6.5 H BASE 30 W 26 D 5.5 H	
DIMENSIONS (CM)	NET 115 DIA 76 H TOP 115 DIA 3 H BASE 96 DIA 72 H GROSS TOP 132 W 132 D 17 H BASE 76 W 66 D 14 H	
WEIGHT	NET 156.5 LB TOP 130 LB BASE 26.5 LB   GROSS 185 LB NET 73 KG TOP 61 KG BASE 12 KG   GROSS 84 KG	
VOLUME	13.1 CBF .37 CBM	
MATERIALS	Handmade lightweight concrete top, solid reclaimed teak base	
NOTES	<b>Ready to Assemble:</b> Product ships in 2 boxes (table top and base) and requires simple hand assembly	

### Read important product information at the front of the Perpetual section.

**IMPORTANT HANDLING INSTRUCTIONS:** When unpacking or moving large Perpetual table tops it is very important that you lift EACH side of the table top at the same time. DO NOT move table top and bases together—you will damage the table. Failure to support and lift all sides of the table top at the same time can result in fracturing or cracking center of table top. ASK US about how to correctly store this piece of furniture.

**A sample bottle of concrete sealer is shipped with this item. Buyer must seal product upon receipt and should purchase additional specified sealer to be applied regularly. FAILURE TO PROPERLY SEAL PRODUCT voids WARRANTY.**



This item is also available in  
IVORY WHITE



Viola looks great with our  
IONIAN DINING CHAIR

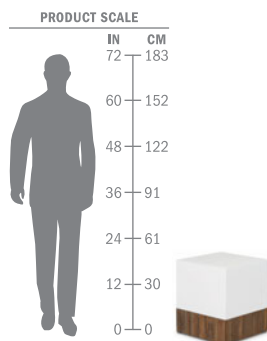


Try Perpetual with our  
MALDIVE DINING CHAIR





Try Perpetual Teak with our  
ARDECO VASE



## MAGIC CUBE

ITEM NUMBER	501FT051P2W	IVORY WHITE TOP   RECLAIMED TEAK BASE
DIMENSIONS (IN)	NET 15.5 W 15.5 D 17.5 H   GROSS 21 W 21 D 23 H	
DIMENSIONS (CM)	NET 40 W 40 D 45 H   GROSS 53 W 53 D 59 H	
WEIGHT	NET 48.5 LB GROSS 66 LB   NET 22 KG GROSS 30 KG	
VOLUME	5.85 CBF .17 CBM	
MATERIALS	Handmade lightweight concrete, reclaimed teak, nylon glides	

**Read important product information at the front of the Perpetual section.**

**A sample bottle of concrete sealer is shipped with this item. Buyer must seal product upon receipt and should purchase additional specified sealer to be applied regularly. FAILURE TO PROPERLY SEAL PRODUCT VOIDS WARRANTY.**



TEL 512-554-5738 FAX 512-681-9188 WEB SeasonalLiving.com

Visit SeasonalLiving.com for complete product information.  
Seasonal Living reserves the right to make minor design changes and to discontinue items, materials and/or colors without notice. Printed colors cannot be guaranteed for accuracy.





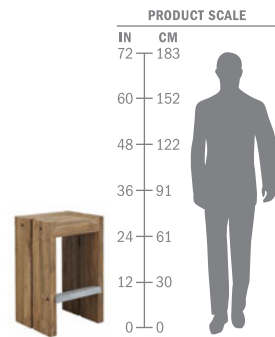
SOLO BAR STOOL

ITEM NUMBER	501FT047P2	SET OF 2
DIMENSIONS (IN)	NET 15 W 13 D 28 H   GROSS 31.5 W 17.5 D 9.5 H	
DIMENSIONS (CM)	NET 38 W 32 D 71 H   GROSS 80 W 45 D 24 H	
WEIGHT	NET 55 LB GROSS 64 LB   NET 25 KG GROSS 29 KG	
VOLUME	3.2 CBF .09 CBM	
MATERIALS	Solid reclaimed teak with galvanized iron footrest	
NOTES	Sold as set of 2 in same color	
	Ready to Assemble: Set of 2 ships in 2 boxes and requires simple hand assembly	

Read important product information at the front of the Perpetual section.



Solo looks great with our PHIL COUNTER TABLE and INDA LIGHTING



TEL 512-554-5738 FAX 512-681-9188 WEB SeasonalLiving.com

Visit SeasonalLiving.com for complete product information. Seasonal Living reserves the right to make minor design changes and to discontinue items, materials and/or colors without notice. Printed colors cannot be guaranteed for accuracy.





REPAIR KIT



REFURBISHMENT KIT



Watch a video to learn about regularly sealing your concrete furniture  
bit.ly/sl-millenia

SEALER



## CONCRETE ACCESSORIES

ITEM NUMBER	501MS001W	REPAIR KIT, IVORY WHITE
	501MS001G	REPAIR KIT, SLATE GRAY
	501MS006W	REFURBISHMENT KIT, IVORY WHITE
	501MS006G	REFURBISHMENT KIT, SLATE GRAY
	501MS002	SEALER, 1-LITER
	501MS003	SEALER, ½-LITER

**NOTES** **To avoid staining, do not use or place any item on top of any Perpetual lightweight concrete surface without sealing the product with our specially formulated sealer.**

A 3.0ML bottle of sealer is shipped with every product—LOOK for it carefully in the shipped carton box. READ the Product Care instructions shipped and follow instructions on how to apply the sealer.

Buyer is responsible for sealing and re-sealing product depending upon where it is located and how often it is soiled. The sealer ONLY provides you with a temporary protective solution to stains. Failure to quickly clean up spills and regularly re-apply our specified sealer can result in stains that are not possible to remove.

Use our **Repair Kit** to repair minor surface chips to your lightweight concrete products. Specify Ivory White or Slate Gray.

Use our **Refurbishment Kit** to repigment surfaces and refurbish rough finishes on lightweight concrete surfaces. Specify Ivory White or Slate Gray.

**Read important product information at the front of the Perpetual section.**



**THIS ITEM SHIPS  
VIA UPS OR FEDEX**



TEL 512-554-5738 FAX 512-681-9188 WEB SeasonalLiving.com

Visit SeasonalLiving.com for complete product information.  
Seasonal Living reserves the right to make minor design changes and to discontinue items, materials and/or colors without notice. Printed colors cannot be guaranteed for accuracy.







CERAMIC FURNITURE









CERAMIC FURNITURE





# CERAMIC FURNITURE







Our boldly innovative glazed ceramic furniture and decorative vases add color, pop and versatility to any of our furniture collections.

Designed with durability, longevity and cutting edge beauty in mind, these sculptural elements are handcrafted using generations of European and Asian expertise in a small family production environment. These skilled craftspeople, inspired by the natural world around them, saturate their furniture, vases, and sculptures with vibrant, jewel-like glazes in colors and color combinations discovered in nature's treasures—sunsets, plants, birds and flowers to name a few. These surprisingly strong glazes—the product of European know-how—resist cracking and fading, are EU-approved and eco-friendly, and remain vivid and bright in even challenging outdoor settings, though they are equally suited to indoor use.

As flexible as they are beautiful, our glazed ceramic furnishings can be mixed and matched to complement a range of design palettes and accessorized with matching throw pillows to add layers of texture and color. Some of these highly versatile accent pieces are strong enough to be used as additional seating and can be grouped together to function in multiple ways, as accent tables, benches, and coffee tables.

# CERAMIC FURNITURE



## **CENTURIES OLD KNOW-HOW**

Appointed as the official ceramicist to the Royal House of Chakri Dynasty (Kingdom of Thailand). Our generational knowledge of ceramics positions us to craft modern jewel accents for the most discerning of Royals.



## **MATTE OR GLOSS**

In addition to our rich glazes, we include options of matte or rich gloss finishes—contrasting options to layer your specifications.



## **HERE TO STAY**

Ceramic material is one of the toughest outdoor materials in terms of color permanence. Woods fade, plastics ultimately fade, but ceramic glazes will hardly alter over several decades.



## **UNPARELLELED GLAZE OPTIONS**

From ancient blue and white to new modern styles (and everything in between), our glaze collections are unparalleled in their depth of tone and for the choice of colors, allowing you flexibility to specify gorgeous, rich color accents to create personalized specifications.



## **100% RECYCLABLE**

Beautiful glazes will retain their glazes for decades. Ceramic will be re-absorbed into the earth



## **HEAVY & DURABLE CERAMICS**

Our ceramics are much more than most. Hand-molded, hand-thrown and styled, these ceramics offer heft and weight—ideal for the outdoors in everyday normal weather conditions.



SEASONAL LIVING  
Ceramic Furniture + Accents





### **HARD AS NAILS**

Our rich, deep glazes are designed to be in harmony with nature **IN or OUTdoors**.



### **HANDCRAFTED, NOT MASS PRODUCED**

Hard to believe that hand craftsmanship is now a luxury. Each piece is fashioned by ceramic experts. The most intricate of design details is done by craftsmen that are in short supply—no machines here.



### **BROAD RANGES OF SIZES AND SELECTIONS**

A little accent table here and a lot of large tables there ... there's a whole lot of choice in our range of styles, sizes and glaze colors to meet the décor needs of the most demanding of royal standards.



### **HERE TO STAY**

Ceramic material is one of the toughest outdoor materials in terms of color permanence. Woods fade, plastics ultimately fade, but ceramic glazes will hardly alter over several decades.



### **HAND ARTISTRY**

No two pieces are identical from glaze finishing to detailed hand applied artistry.



### **SILKY SMOOTH**

Glossy glazes are smooth as silk. Matte glazes are soft with the tiniest of textural feels.



SEASONAL LIVING  
Ceramic Furniture + Accents





1. Experienced artists apply glazing patterns by hand.

2. The clay is prepared and mixed.

3. Some products are created by pressing clay into a mold.





6



5

4-5. Clay can also be formed and shaped by hand.

6-7. Craftsmen centering, flooring and throwing clay to create beautiful shapes.



7







about our

## HANDMADE CERAMIC PRODUCTS

### **A little knowledge to help you better understand and sell our handmade ceramic products and set the right expectations with your customer.**

No two individual pieces of our handmade ceramic products will ever be exactly alike. This is part of the charm of purchasing items that are made by hand in small batches, compared with the mass-production products that are so prevalent in today's homogenized marketplace.

Each ceramic item's individual characteristics are due to many natural and manufacturing influencing factors including (but not limited to) varying clay mineral compositions, the multiple times a product is fired in our electrical/gas kiln ovens, glaze chemical mixes, how heavily the glaze is hand-applied by different individuals, levels of humidity, where in the kiln oven the product is fired and glaze reactions to different mineral compositions of clays.

Sometimes, a product may complete most of the manufacturing stages perfectly well only to fail at the last stage of firing. This is both the challenge and attraction of producing handmade, unique products.

### **NATURAL FLAWS & VARIATION**

Further, because of the handmade nature of the product, it is not realistic to expect perfection with hand-made ceramics.

Sizes presented in our marketing materials and on our website are approximate, as clay can expand and contract by as much as 8-10% in the firing process. Glaze colors may have variation, certain glazes (just as in other hand made textiles) are challenging to consistently balance—for example, red and oranges are prone to glaze variation with some red glazes more shaded towards orange or tomato hues. Where possible, we strive to pick colors that are consistent with other ceramic items in the same order.

Burn marks, pitting and different glaze color spots e.g. green/blue/black flecks or other unglazed spots and minor cracks can appear on, in and below the glaze. These flaws are due to chemical and firing reactions in the glaze and mineral compositions in the glazes and are beyond our control. This is perfectly normal and acceptable in handmade ceramic product.

Visit our website at [www.SeasonalLiving.com](http://www.SeasonalLiving.com) and click on Client Area at the top of the Home Page to learn more about the ceramics manufacturing process.

**IMPORTANT: Please carefully read, understand and closely follow our product care instructions & product warnings for this product.** All of our ceramic furniture products are suitable for use in normal every day outdoor conditions. Always make sure you read our product care and warranty information before you purchase these products to select the right product for your needs. Access this information at [www.SeasonalLiving.com](http://www.SeasonalLiving.com).

about our

## CERAMIC FURNITURE COLLECTION

### **PRODUCT INFORMATION**

Our ceramic furniture items are handmade, so all dimensional information is approximate. Exact product sizes may vary by batch and by individual item. **If you have specific size requirements, please notify us in writing when you place your order and we will do our best to meet your requirements.**

Glazes on our handmade ceramic products may vary by batch and by individual item. Color variations and glaze imperfections may exist in the ceramic and/or in the glaze that covers the ceramic item; these attributes add character to the product and differentiate it from 'mass production' merchandise. These manufacturing variations are perfectly normal, natural and acceptable in handmade items. **If you have any specific requirements, please notify us in writing when you place your order.**



Our ceramics look great with our  
PERPETUAL COLLECTION

### **PRODUCT CARE**

While our ceramic items are suitable for indoor and outdoor use, it is the buyer's responsibility to follow all product care instructions.

**Protect all ceramic items, ESPECIALLY matte glazed finished items, from severe freezing conditions.**



Visit [SeasonalLiving.com/ceramicfurniture](http://SeasonalLiving.com/ceramicfurniture) for complete product specs, tear sheets, warranty, product care and warning information, and to place an order.

### **ACCESSORIES**

**Ceramic Touch-Up Kit**  
308MS001



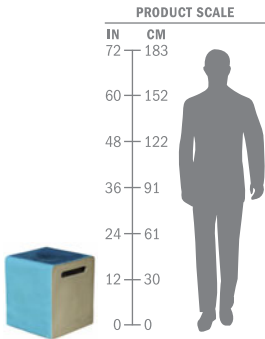
SEASONAL LIVING  
Ceramic Furniture + Accents



DAVENPORT SQUARE CUBE

ITEM NUMBER	308FT234P2DGTG	SET OF 2 DOVE GRAY   TAUPE SIDE PANELS
	308FT234P2TBDG	SET OF 2 TURQUOISE BLUE   DOVE GRAY SIDE PANELS
	308FT234P2FB	SET OF 2 FLOW BLUE
	308FT234P2SW	SET OF 2 SNOW WHITE
<hr/>		
DIMENSIONS (IN)	NET 14.5 W 14.5 D 17.5 H   GROSS CRATE OF 2 33 W 18 D 21 H	
<hr/>		
DIMENSIONS (CM)	NET 37 W 37 D 45 H   GROSS CRATE OF 2 84 W 46 D 53 H	
<hr/>		
WEIGHT	NET 44 LB GROSS CRATE OF 2 106 LB	
	NET 20 KG GROSS CRATE OF 2 48 KG	
<hr/>		
VOLUME	CRATE OF 2 7.4 CBF .21 CBM	
<hr/>		
MATERIALS	Handmade glazed ceramic, nylon glides	
<hr/>		
NOTES	Features handle holes on 2 sides	
	Set of 2 ships in 1 crate	
	Sizes and weights of these handmade items may vary	
<hr/>		
ACCESSORIES	Seat Cushion Pad See our section on SouthLake Fabric Upgrades	

**Read important product information at the front of the Vases + Urns section.**  
We reserve the right (at any time) to change, modify or alter any part of this product including but not limited to the glaze in order to improve overall quality. Our handmade ceramic products can be adapted and refined according to the different shapes and dimensions available. Each product is a unique handmade item, as such you should expect variations in glaze finishes. Glazes may show irregularity in the colors and the surface as a result of the handmade work. Surfaces cannot be perfect (read more about this collection in the "About Our Vases + Urns" section or contact customer service for a copy of this document). Pictures, ceramic samples and descriptions are purely indicative.



TEL 512-554-5738 FAX 512-681-9188 WEB SeasonalLiving.com

Visit SeasonalLiving.com for complete product information.  
Seasonal Living reserves the right to make minor design changes and to discontinue items, materials and/or colors without notice. Printed colors cannot be guaranteed for accuracy.





### PALAU DRUM TABLE

ITEM NUMBER	308FT452P2BK	GLOSS BLACK TOP   MATTE JAVA BLACK
	308FT452P2TPK	GLOSS TAUPE TOP   MATTE JAVA BLACK BASE

DIMENSIONS (IN)	NET 23 TOP DIA	12 BASE DIA	23.5 H	GROSS 25 W 27 D 27 H
-----------------	----------------	-------------	--------	----------------------

DIMENSIONS (CM)	NET 58 TOP DIA	30 BASE DIA	60 H	GROSS 64 W 68 D 68 H
-----------------	----------------	-------------	------	----------------------

WEIGHT	NET 90.5 LB	GROSS 121.5 LB	NET 41 KG	GROSS 55 KG
--------	-------------	----------------	-----------	-------------

VOLUME	10.6 CBF	.3 CBM
--------	----------	--------

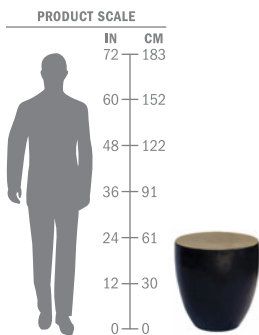
MATERIALS	Handmade glazed ceramic
-----------	-------------------------

NOTES	Ships in 1 crate
-------	------------------

Sizes and weights of these handmade items may vary

#### Read important product information at the front of the Ceramic Furniture section.

We reserve the right (at any time) to change, modify or alter any part of this product including but not limited to the glaze in order to improve overall quality. Our handmade ceramic products can be adapted and refined according to the different shapes and dimensions available. Each product is a unique handmade item, as such you should expect variations in glaze finishes. Glazes may show irregularity in the colors and the surface as a result of the handmade work. Surfaces cannot be perfect (read more about this collection in the "About Our Ceramics" section or contact customer service for a copy of this document). Pictures, ceramic samples and descriptions are purely indicative.



TEL 512-554-5738 FAX 512-681-9188 WEB SeasonalLiving.com

Visit SeasonalLiving.com for complete product information.  
Seasonal Living reserves the right to make minor design changes and to discontinue items, materials and/or colors without notice. Printed colors cannot be guaranteed for accuracy.



SEASONAL LIVING  
Ceramic Furniture + Accents



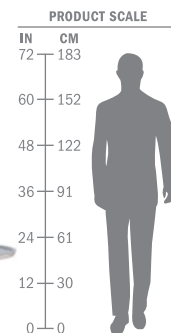
### COLOMBO ACCENT TABLE

ITEM NUMBER	308FT454P2GR	CHARCOAL GRAY
	308FT454P2SW	SNOW WHITE
	308FT454P2TP	TAUPE
	308FT454P2O	TUSCAN ORANGE
DIMENSIONS (IN)	NET 25 DIA 21.5 H   GROSS 28.5 W 28 D 24.5 H	
DIMENSIONS (CM)	NET 63 DIA 54 H   GROSS 73 W 71 D 62 H	
WEIGHT	NET 64 LB GROSS 97 LB   NET 29 KG GROSS 44 KG	
VOLUME	11.3 CBF .32 CBM	
MATERIALS	Handmade glazed ceramic	
NOTES	Ships in 1 crate	
	Sizes and weights of these handmade items may vary	



#### Read important product information at the front of the Ceramic Furniture section.

We reserve the right (at any time) to change, modify or alter any part of this product including but not limited to the glaze in order to improve overall quality. Our handmade ceramic products can be adapted and refined according to the different shapes and dimensions available. Each product is a unique handmade item, as such you should expect variations in glaze finishes. Glazes may show irregularity in the colors and the surface as a result of the handmade work. Surfaces cannot be perfect (read more about this collection in the "About Our Ceramics" section or contact customer service for a copy of this document). Pictures, ceramic samples and descriptions are purely indicative.

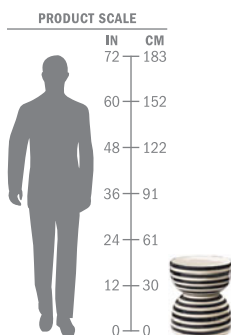


 **SEASONAL LIVING®**

TEL 512-554-5738 FAX 512-681-9188 WEB [SeasonalLiving.com](http://SeasonalLiving.com)

Visit [SeasonalLiving.com](http://SeasonalLiving.com) for complete product information.  
Seasonal Living reserves the right to make minor design changes and to discontinue items, materials and/or colors without notice. Printed colors cannot be guaranteed for accuracy.





### TIME STOOL/ACCENT TABLE

ITEM NUMBER	308FT350P2WBC	ARTISAN SERIES: CREAMY WHITE WITH BLACK CIRCLE SIDES
	308FT350P2BCT	ARTISAN SERIES: CREAMY WHITE WITH BLACK CIRCLE TOP
DIMENSIONS (IN)	NET 15 DIA x 17.5 H	GROSS 19.5 W x 18.5 D x 20.5 H
	NET 38 DIA x 44 H	GROSS 50 W x 47 D x 52 H
WEIGHT	NET 48.5 LB	GROSS 81.5 LB
	NET 22 KG	GROSS 37 KG
VOLUME	4.24 CBF 0.12 CBM	
MATERIALS	Handmade glazed ceramic	
NOTES	Artisan Series products are individually hand designed. No stencils or mechanical patterns are used; all patterns are drawn directly on the product. As such, each piece is unique and there may be some variation in pattern and glaze colors.	
	Ships in 1 crate	
	Sizes and weights of these handmade items may vary	

#### Read important product information at the front of the Ceramic Furniture section.

We reserve the right (at any time) to change, modify or alter any part of this product including but not limited to the glaze in order to improve overall quality. Our handmade ceramic products can be adapted and refined according to the different shapes and dimensions available. Each product is a unique handmade item, as such you should expect variations in glaze finishes. Glazes may show irregularity in the colors and the surface as a result of the handmade work. Surfaces cannot be perfect (read more about this collection in the "About Our Ceramics" section or contact customer service for a copy of this document). Pictures, ceramic samples and descriptions are purely indicative.



TEL 512-554-5738 FAX 512-681-9188 WEB SeasonalLiving.com

Visit SeasonalLiving.com for complete product information.  
Seasonal Living reserves the right to make minor design changes and to discontinue items, materials and/or colors without notice. Printed colors cannot be guaranteed for accuracy.



SEASONAL LIVING  
Ceramic Furniture + Accents



### BOWNESS COFFEE TABLE

ITEM NUMBER	308FT293P2AG	APPLE GREEN
	308FT293P2AM	AQUAMARINE
	308FT293P2GR	CHARCOAL GRAY
	308FT293P2SW	SNOW WHITE
	308FT293P2TP	TAUPE
	308FT293P2O	TUSCAN ORANGE
<hr/>		
DIMENSIONS (IN)	NET 39.5 DIA 16 H   GROSS 42 W 41 D 18.5 H	
<hr/>		
DIMENSIONS (CM)	NET 100 DIA 41 H   GROSS 107 W 104 D 47 H	
<hr/>		
WEIGHT	NET 167 LB GROSS 216 LB   NET 76 KG GROSS 98 KG	
<hr/>		
VOLUME	19 CBF .52 CBM	
<hr/>		
MATERIALS	Handmade glazed ceramic	
<hr/>		
NOTES	Ships in 1 crate	
<hr/>		
	Sizes and weights of these handmade items may vary	

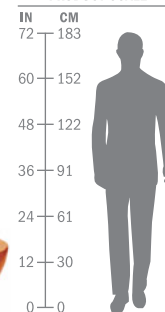


#### Read important product information at the front of the Ceramic Furniture section.

**IMPORTANT INSTRUCTIONS:** Do not sit or stand on this table. Table is not designed to support human seated or standing weight.

We reserve the right (at any time) to change, modify or alter any part of this product including but not limited to the glaze in order to improve overall quality. Our handmade ceramic products can be adapted and refined according to the different shapes and dimensions available. Each product is a unique handmade item, as such you should expect variations in glaze finishes. Glazes may show irregularity in the colors and the surface as a result of the handmade work. Surfaces cannot be perfect (read more about this collection in the "About Our Ceramics" section or contact customer service for a copy of this document). Pictures, ceramic samples and descriptions are purely indicative.

#### PRODUCT SCALE



 **SEASONAL LIVING®**

TEL 512-554-5738 FAX 512-681-9188 WEB [SeasonalLiving.com](http://SeasonalLiving.com)

Visit [SeasonalLiving.com](http://SeasonalLiving.com) for complete product information.  
Seasonal Living reserves the right to make minor design changes and to discontinue items, materials and/or colors without notice. Printed colors cannot be guaranteed for accuracy.





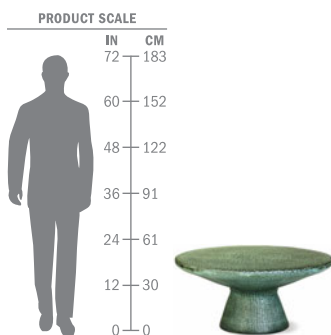
### KAVIS COFFEE TABLE

ITEM NUMBER	308FT341P2FR	FROST WITH UNIQUE TEXTURED FINISH
DIMENSIONS (IN)	NET 39.5 DIA 19.5 H   GROSS 44 W 43 D 23 H	
DIMENSIONS (CM)	NET 100 DIA 50 H   GROSS 111 W 108 D 58 H	
WEIGHT	NET 229 LB GROSS 275 LB   NET 104 KG GROSS 125 KG	
VOLUME	25 CBF .7 CBM	
MATERIALS	Handmade glazed ceramic	
NOTES	Ships in 1 crate	
	Sizes and weights of these handmade items may vary	
	Frost table features a unique glaze application resulting in a textured finish; no two tables are alike	

#### Read important product information at the front of the Ceramic Furniture section.

**IMPORTANT INSTRUCTIONS:** Do not sit or stand on this table. Table is not designed to support human seated or standing weight.

We reserve the right (at any time) to change, modify or alter any part of this product including but not limited to the glaze in order to improve overall quality. Our handmade ceramic products can be adapted and refined according to the different shapes and dimensions available. Each product is a unique handmade item, as such you should expect variations in glaze finishes. Glazes may show irregularity in the colors and the surface as a result of the handmade work. Surfaces cannot be perfect (read more about this collection in the "About Our Ceramics" section or contact customer service for a copy of this document). Pictures, ceramic samples and descriptions are purely indicative.



TEL 512-554-5738 FAX 512-681-9188 WEB SeasonalLiving.com

Visit SeasonalLiving.com for complete product information.  
Seasonal Living reserves the right to make minor design changes and to discontinue items, materials and/or colors without notice. Printed colors cannot be guaranteed for accuracy.

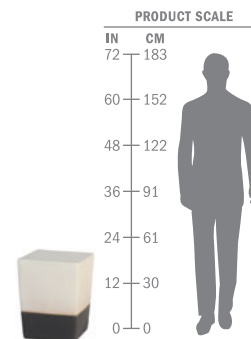


### LOW LUSTER TWO GLAZE SQUARE CUBE

ITEM NUMBER	308FT228P2PLB	SET OF 2 LINEN WHITE TOP + SIDES   BLACK BASE
DIMENSIONS (IN)	NET EA 15 W 15 D 19 H	GROSS CRATE OF 2 35.5 W 18 D 22 H
DIMENSIONS (CM)	NET EA 38 W 38 D 49 H	GROSS CRATE OF 2 90 W 46 D 56 H
WEIGHT	NET EA 48.5 LB	GROSS CRATE OF 2 114.5 LB
	NET EA 22 KG	GROSS CRATE OF 2 52 KG
VOLUME	CRATE OF 2	8.1 CBF .23 CBM
MATERIALS	Handmade glazed ceramic	
NOTES	Sold as set of 2	
	Set of 2 ships in 1 crate	
	Sizes and weights of these handmade items may vary	

#### Read important product information at the front of the Ceramic Furniture section.

We reserve the right (at any time) to change, modify or alter any part of this product including but not limited to the glaze in order to improve overall quality. Our handmade ceramic products can be adapted and refined according to the different shapes and dimensions available. Each product is a unique handmade item, as such you should expect variations in glaze finishes. Glazes may show irregularity in the colors and the surface as a result of the handmade work. Surfaces cannot be perfect (read more about this collection in the "About Our Ceramics" section or contact customer service for a copy of this document). Pictures, ceramic samples and descriptions are purely indicative.

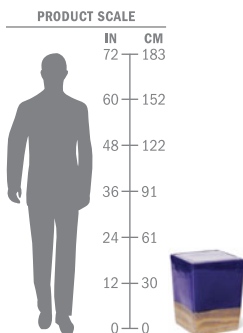


 **SEASONAL LIVING®**

TEL 512-554-5738 FAX 512-681-9188 WEB SeasonalLiving.com

Visit SeasonalLiving.com for complete product information.  
Seasonal Living reserves the right to make minor design changes and to discontinue items, materials and/or colors without notice. Printed colors cannot be guaranteed for accuracy.





## TWO GLAZE SQUARE CUBE

ITEM NUMBER	308FT228P2AGM	SET OF 2 APPLE GREEN TOP + SIDES   METALLIC BASE
	308FT228P2WM	SET OF 2 CREAMY WHITE TOP + SIDES   METALLIC BASE
	308FT228P2BM	SET OF 2 GLOSS BLACK TOP + SIDES   METALLIC BASE
	308FT228P2NBM	SET OF 2 NAVY BLUE TOP + SIDES   METALLIC BASE
	308FT228P2RM	SET OF 2 RED TOP + SIDES   METALLIC BASE
	308FT228P2OM	SET OF 2 TUSCAN ORANGE TOP + SIDES   METALLIC BASE
	308FT228P2TBM	SET OF 2 TURQUOISE BLUE TOP + SIDES   METALLIC BASE
	308FT228P2TBSW	SET OF 2 TURQUOISE BLUE TOP + SIDES   SNOW WHITE BASE

**DIMENSIONS (IN)** NET EA 15W 15D 19H | GROSS CRATE OF 2 35.5W 18D 22H

**DIMENSIONS (CM)** NET EA 38W 38D 49H | GROSS CRATE OF 2 90W 46D 56H

**WEIGHT** NET EA 48.5LB GROSS CRATE OF 2 114.5LB  
NET EA 22KG GROSS CRATE OF 2 52KG

**VOLUME** CRATE OF 2 8.1CBF .23CBM

**MATERIALS** Handmade glazed ceramic

**NOTES** Sold as set of 2 in same color

Set of 2 ships in 1 crate

Sizes and weights of these handmade items may vary

### Read important product information at the front of the Ceramic Furniture section.

We reserve the right (at any time) to change, modify or alter any part of this product including but not limited to the glaze in order to improve overall quality. Our handmade ceramic products can be adapted and refined according to the different shapes and dimensions available. Each product is a unique handmade item, as such you should expect variations in glaze finishes. Glazes may show irregularity in the colors and the surface as a result of the handmade work. Surfaces cannot be perfect (read more about this collection in the "About Our Ceramics" section or contact customer service for a copy of this document). Pictures, ceramic samples and descriptions are purely indicative.



TEL 512-554-5738 FAX 512-681-9188 WEB SeasonalLiving.com

Visit SeasonalLiving.com for complete product information.

Seasonal Living reserves the right to make minor design changes and to discontinue items, materials and/or colors without notice. Printed colors cannot be guaranteed for accuracy.



SEASONAL LIVING  
Ceramic Furniture + Accents

## Ceramic Furniture Collection

### CERAMIC FURNITURE



### LINK ACCENT TABLE SET

ITEM NUMBER	308FT357P2PLW	MATTE LINEN WHITE
DIMENSIONS (IN)	NET LARGE 27.5 DIA 20 H   PLATE 27.5 DIA 2.5 H   FRAME 24.5 DIA 17.5 H NET SMALL 19.5 DIA 23.5 H   PLATE 19.5 DIA 2 H   FRAME 17 DIA 21.5 H GROSS 32.5 W 31.5 D 23 H	
DIMENSIONS (IN)	NET LARGE 70 DIA 50 H   PLATE 70 DIA 6 H   FRAME 62 DIA 44 H NET SMALL 50 DIA 60 H   PLATE 50 DIA 5 H   FRAME 43 DIA 55 H GROSS 82 W 79 D 56 H	
WEIGHT	NET LARGE 35.5 LB   SMALL 22 LB   LARGE PLATE 26.5 LB   FRAME 9 LB SMALL PLATE 14.5 LB   FRAME 7.5 LB   GROSS 90.5 LB NET LARGE 16 KG   SMALL 10 KG   LARGE PLATE 12 KG   FRAME 4 KG SMALL PLATE 6.5 KG   FRAME 3.5 KG   GROSS 41 KG	
VOLUME	12.7 CBF .36 CBM	
MATERIALS	Handmade matte glazed ceramic plate, powder-coated steel frame	
NOTES	Sold as a pair  <b>Ready to Assemble:</b> Set ships in 1 crate box and requires simple hand assembly  Sizes and weights of these handmade items may vary	

#### Read important product information at the front of the Ceramic Furniture section.

We reserve the right (at any time) to change, modify or alter any part of this product including but not limited to the glaze in order to improve overall quality. Our handmade ceramic products can be adapted and refined according to the different shapes and dimensions available. Each product is a unique handmade item, as such you should expect variations in glaze finishes. Glazes may show irregularity in the colors and the surface as a result of the handmade work. Surfaces cannot be perfect (read more about this collection in the "About Our Ceramics" section or contact customer service for a copy of this document). Pictures, ceramic samples and descriptions are purely indicative.

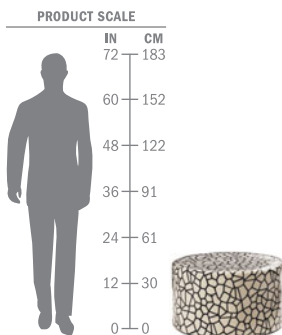


TEL 512-554-5738   FAX 512-681-9188   WEB SeasonalLiving.com



Visit SeasonalLiving.com for complete product information.  
Seasonal Living reserves the right to make minor design changes and to discontinue items, materials and/or colors without notice. Printed colors cannot be guaranteed for accuracy.





### BABY CARONESS ACCENT TABLE

ITEM NUMBER	308FT276P2AG	APPLE GREEN
	308FT276P2NB	NAVY BLUE
	308FT276P2R	RED
	308FT276P2O	TUSCAN ORANGE
	308FT276P2TB	TURQUOISE BLUE
	308FT276P2WBL	ARTISAN SERIES: WHITE AND BLACK EGGSHELL

**DIMENSIONS (IN)** NET 27 DIA 16.5 H | GROSS 30.5 W 29 D 20 H

**DIMENSIONS (CM)** NET 69 DIA 42 H | GROSS 77 W 74 D 50 H

**WEIGHT** NET 88 LB GROSS 117 LB | NET 40 KG GROSS 54 KG

**VOLUME** 11 CBF .29 CBM

**MATERIALS** Handmade glazed ceramic

**NOTES** Artisan Series products are individually hand designed. No stencils or mechanical patterns are used; all patterns are drawn directly on the product. As such, each piece is unique and there may be some variation in pattern and glaze colors.

Ships in 1 crate

Sizes and weights of these handmade items may vary

#### Read important product information at the front of the Ceramic Furniture section.

We reserve the right (at any time) to change, modify or alter any part of this product including but not limited to the glaze in order to improve overall quality. Our handmade ceramic products can be adapted and refined according to the different shapes and dimensions available. Each product is a unique handmade item, as such you should expect variations in glaze finishes. Glazes may show irregularity in the colors and the surface as a result of the handmade work. Surfaces cannot be perfect (read more about this collection in the "About Our Ceramics" section or contact customer service for a copy of this document). Pictures, ceramic samples and descriptions are purely indicative.



TEL 512-554-5738 FAX 512-681-9188 WEB SeasonalLiving.com

Visit SeasonalLiving.com for complete product information.  
Seasonal Living reserves the right to make minor design changes and to discontinue items, materials and/or colors without notice. Printed colors cannot be guaranteed for accuracy.



SEASONAL LIVING  
Ceramic Furniture + Accents







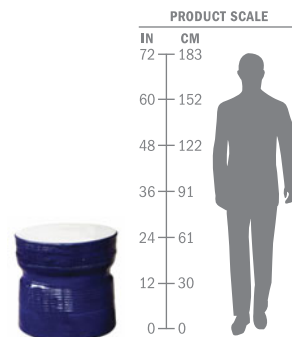


### ANCARIS RING ACCENT TABLE

ITEM NUMBER	308FT225P2GSW	GOLD TOP   SNOW WHITE SIDES	
	308FT225P2MAG	METALLIC TOP   APPLE GREEN SIDES	
	308FT225P2MTB	METALLIC TOP   TURQUOISE BLUE SIDES	
	308FT225P2MO	METALLIC TOP   TUSCAN ORANGE SIDES	
	308FT225P2SWNB	SNOW WHITE TOP   NAVY BLUE SIDES	
	308FT225P2SWTB	SNOW WHITE TOP   TURQUOISE BLUE SIDES	
<hr/>			
DIMENSIONS (IN)		NET 25 DIA 24.5 H   GROSS 28.5 W 27.5 D 28 H	
<hr/>			
DIMENSIONS (CM)		NET 63.5 DIA 62 H   GROSS 73 W 70 D 71 H	
<hr/>			
WEIGHT		NET 84 LB GROSS 129 LB   NET 39 KG GROSS 58 KG	
<hr/>			
VOLUME		12.7 CBF .36 CBM	
<hr/>			
MATERIALS		Handmade glazed ceramic	
<hr/>			
NOTES		Ships in 1 crate	
<hr/>			
Sizes and weights of these handmade items may vary			

#### Read important product information at the front of the Ceramic Furniture section.

We reserve the right (at any time) to change, modify or alter any part of this product including but not limited to the glaze in order to improve overall quality. Our handmade ceramic products can be adapted and refined according to the different shapes and dimensions available. Each product is a unique handmade item, as such you should expect variations in glaze finishes. Glazes may show irregularity in the colors and the surface as a result of the handmade work. Surfaces cannot be perfect (read more about this collection in the "About Our Ceramics" section or contact customer service for a copy of this document). Pictures, ceramic samples and descriptions are purely indicative.



 **SEASONAL LIVING®**

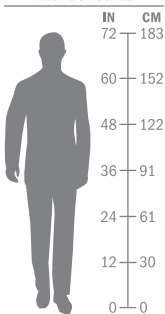
TEL 512-554-5738 FAX 512-681-9188 WEB [SeasonalLiving.com](http://SeasonalLiving.com)

Visit [SeasonalLiving.com](http://SeasonalLiving.com) for complete product information. Seasonal Living reserves the right to make minor design changes and to discontinue items, materials and/or colors without notice. Printed colors cannot be guaranteed for accuracy.





PRODUCT SCALE



## ANCARIS STOOL

ITEM NUMBER	308FT342P2AMM	AQUAMARINE TOP + SIDES   METALLIC BASE
	308FT342P2YM	MUSTARD YELLOW TOP + SIDES   METALLIC BASE
	308FT342P2NBSW	NAVY BLUE TOP + SIDES   SNOW WHITE BASE
	308FT342P2SWG	SNOW WHITE TOP + SIDES   GOLD BASE
	308FT342P2OM	TUSCAN ORANGE TOP + SIDES   METALLIC BASE
<hr/>		
DIMENSIONS (IN)	NET 18.5 DIA 19 H	GROSS 22.5 W 21.5 D 22 H
<hr/>		
DIMENSIONS (CM)	NET 47 DIA 48 H	GROSS 57 W 54 D 56 H
<hr/>		
WEIGHT	NET 62 LB GROSS 89 LB	NET 29 KG GROSS 41 KG
<hr/>		
VOLUME	6 CBF .17 CBM	
<hr/>		
MATERIALS	Handmade glazed ceramic	
<hr/>		
NOTES	Ships in 1 crate	
<hr/>		
	Sizes and weights of these handmade items may vary	

### Read important product information at the front of the Ceramic Furniture section.

We reserve the right (at any time) to change, modify or alter any part of this product including but not limited to the glaze in order to improve overall quality. Our handmade ceramic products can be adapted and refined according to the different shapes and dimensions available. Each product is a unique handmade item, as such you should expect variations in glaze finishes. Glazes may show irregularity in the colors and the surface as a result of the handmade work. Surfaces cannot be perfect (read more about this collection in the "About Our Ceramics" section or contact customer service for a copy of this document). Pictures, ceramic samples and descriptions are purely indicative.



TEL 512-554-5738 FAX 512-681-9188 WEB SeasonalLiving.com

Visit SeasonalLiving.com for complete product information.  
Seasonal Living reserves the right to make minor design changes and to discontinue items, materials and/or colors without notice. Printed colors cannot be guaranteed for accuracy.



SEASONAL LIVING  
Ceramic Furniture + Accents

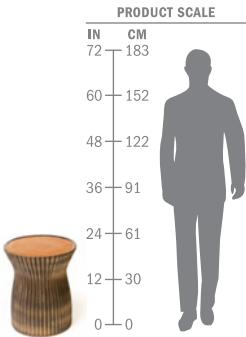


RIDGED STOOL

ITEM NUMBER	308FT226P2SWG	SET OF 2 SNOW WHITE TOP   RIDGED GOLD SIDES
	308FT226P2TBM	SET OF 2 TURQUOISE BLUE TOP   RIDGED METALLIC SIDES
	308FT226P2TBSW	SET OF 2 TURQUOISE BLUE TOP   RIDGED SNOW WHITE SIDES
	308FT226P2OM	SET OF 2 TUSCAN ORANGE TOP   RIDGED METALLIC SIDES
<hr/>		
DIMENSIONS (IN)	NET EA 16.5 DIA 19.5 H   GROSS CRATE OF 2 36.5 W 19.5 D 23 H	
<hr/>		
DIMENSIONS (CM)	NET EA 42 DIA 50 H   GROSS CRATE OF 2 93 W 49 D 58 H	
<hr/>		
WEIGHT	NET EA 51 LB	GROSS CRATE OF 2 136.5 LB
	NET EA 23 KG	GROSS CRATE OF 2 62 KG
<hr/>		
VOLUME	CRATE OF 2 9.2 CBF .26 CBM	
<hr/>		
MATERIALS	Handmade glazed ceramic	
<hr/>		
NOTES	Sold as set of 2 in same color	
	Set of 2 ships in 1 crate	
	Sizes and weights of these handmade items may vary	



**Read important product information at the front of the Ceramic Furniture section.**  
We reserve the right (at any time) to change, modify or alter any part of this product including but not limited to the glaze in order to improve overall quality. Our handmade ceramic products can be adapted and refined according to the different shapes and dimensions available. Each product is a unique handmade item, as such you should expect variations in glaze finishes. Glazes may show irregularity in the colors and the surface as a result of the handmade work. Surfaces cannot be perfect (read more about this collection in the "About Our Ceramics" section or contact customer service for a copy of this document). Pictures, ceramic samples and descriptions are purely indicative.



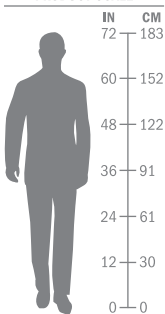




### BOTTLE ACCENT TABLE

ITEM NUMBER	308FT355P2AM	AQUAMARINE
	308FT355P2W	CREAMY WHITE
	308FT355P2Y	MUSTARD YELLOW
	308FT355P2NB	NAVY BLUE
DIMENSIONS (IN)	NET 19 DIA 19 H	GROSS 23 W 21.5 D 21.5 H
	NET 48 DIA 48 H	GROSS 58 W 55 D 55 H
WEIGHT	NET 66 LB	GROSS 92.5 LB
	NET 30 KG	GROSS 42 KG
VOLUME	6.4 CBF .18 CBM	
MATERIALS	Handmade glazed ceramic	
NOTES	Ships in 1 crate	
	Sizes and weights of these handmade items may vary	

#### PRODUCT SCALE



#### Read important product information at the front of the Ceramic Furniture section.

We reserve the right (at any time) to change, modify or alter any part of this product including but not limited to the glaze in order to improve overall quality. Our handmade ceramic products can be adapted and refined according to the different shapes and dimensions available. Each product is a unique handmade item, as such you should expect variations in glaze finishes. Glazes may show irregularity in the colors and the surface as a result of the handmade work. Surfaces cannot be perfect (read more about this collection in the "About Our Ceramics" section or contact customer service for a copy of this document). Pictures, ceramic samples and descriptions are purely indicative.



TEL 512-554-5738 FAX 512-681-9188 WEB SeasonalLiving.com

Visit SeasonalLiving.com for complete product information.  
Seasonal Living reserves the right to make minor design changes and to discontinue items, materials and/or colors without notice. Printed colors cannot be guaranteed for accuracy.



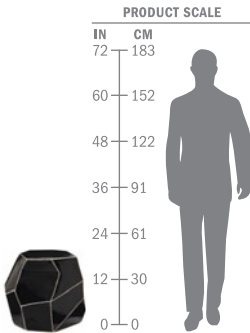
SEASONAL LIVING  
Ceramic Furniture + Accents



GEO STOOL/ACCENT TABLE

ITEM NUMBER	308FT346P2BW		ARTISAN SERIES: BLACK WITH WHITE STRIPE	
	308FT346P2WB		ARTISAN SERIES: WHITE WITH BLACK STRIPE	
DIMENSIONS (IN)	NET 16 DIA 18 H		GROSS 25 W 24 D 22 H	
DIMENSIONS (CM)	NET 41 DIA 46 H		GROSS 65 W 62 D 56 H	
WEIGHT	NET 62 LB		GROSS 92.5 LB	NET 28 KG GROSS 42 KG
VOLUME	8.1 CBF .23 CBM			
MATERIALS	Handmade glazed ceramic			
NOTES	Artisan Series products are individually hand designed. No stencils or mechanical patterns are used; all patterns are drawn directly on the product. As such, each piece is unique and there may be some variation in pattern and glaze colors.			
	Ships in 1 crate			
	Sizes and weights of these handmade items may vary			

**Read important product information at the front of the Ceramic Furniture section.** We reserve the right (at any time) to change, modify or alter any part of this product including but not limited to the glaze in order to improve overall quality. Our handmade ceramic products can be adapted and refined according to the different shapes and dimensions available. Each product is a unique handmade item, as such you should expect variations in glaze finishes. Glazes may show irregularity in the colors and the surface as a result of the handmade work. Surfaces cannot be perfect (read more about this collection in the "About Our Ceramics" section or contact customer service for a copy of this document). Pictures, ceramic samples and descriptions are purely indicative.







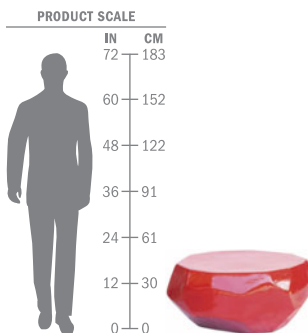
### GEO COFFEE TABLE

ITEM NUMBER	308FT358P2NB	NAVY BLUE
	308FT358P2R	RED
	308FT358P2SW	SNOW WHITE
	308FT358P2TB	TURQUOISE BLUE
DIMENSIONS (IN)	NET 38 DIA 17 H   GROSS 42 W 41 D 21.5 H	
	DIMENSIONS (CM) NET 96 DIA 43 H   GROSS 107 W 104 D 54 H	
WEIGHT	NET 170 LB GROSS 200.5 LB   NET 77 KG GROSS 91 KG	
	VOLUME 21.2 CBF .6 CBM	
MATERIALS	Handmade glazed ceramic	
NOTES	Ships in 1 crate	
	Sizes and weights of these handmade items may vary	

**Read important product information at the front of the Ceramic Furniture section.**

**IMPORTANT INSTRUCTIONS:** Do not sit or stand on this table. Table is not designed to support human seated or standing weight.

We reserve the right (at any time) to change, modify or alter any part of this product including but not limited to the glaze in order to improve overall quality. Our handmade ceramic products can be adapted and refined according to the different shapes and dimensions available. Each product is a unique handmade item, as such you should expect variations in glaze finishes. Glazes may show irregularity in the colors and the surface as a result of the handmade work. Surfaces cannot be perfect (read more about this collection in the "About Our Ceramics" section or contact customer service for a copy of this document). Pictures, ceramic samples and descriptions are purely indicative.



 **SEASONAL LIVING®**

TEL 512-554-5738 FAX 512-681-9188 WEB SeasonalLiving.com

Visit SeasonalLiving.com for complete product information.  
Seasonal Living reserves the right to make minor design changes and to discontinue items, materials and/or colors without notice. Printed colors cannot be guaranteed for accuracy.

 **SEASONAL LIVING**  
Ceramic Furniture + Accents



### ASHLAR STOOL/ACCENT TABLE

ITEM NUMBER	308FT352P2AG	APPLE GREEN
	308FT352P2TP	TAUPE
	308FT352P2TB	TURQUOISE BLUE
	308FT352P2WB	ARTISAN SERIES: CREAMY WHITE WITH BLACK STRIPES
	308FT352P2SWNB	ARTISAN SERIES: SNOW WHITE WITH NAVY BLUE STRIPES

**DIMENSIONS (IN)** NET 14.5W 14.5D 19H | GROSS 20W 18.5D 22.5H

**DIMENSIONS (CM)** NET 37 W 37 D 49 H | GROSS 50 W 47 D 57 H

**WEIGHT** NET 57 LB GROSS 101 LB | NET 26 KG GROSS 46 KG

**VOLUME** 4.6CBF .13CBM

**MATERIALS** Handmade glazed ceramic

**NOTES** Artisan Series products are individually hand designed. No stencils or mechanical patterns are used; all patterns are drawn directly on the product. As such, each piece is unique and there may be some variation in pattern and glaze colors.

Ships in 1 crate

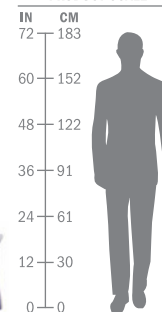
Sizes and weights of these handmade items may vary

#### Read important product information at the front of the Ceramic Furniture section.

We reserve the right (at any time) to change, modify or alter any part of this product including but not limited to the glaze in order to improve overall quality. Our handmade ceramic products can be adapted and refined according to the different shapes and dimensions available. Each product is a unique handmade item, as such you should expect variations in glaze finishes. Glazes may show irregularity in the colors and the surface as a result of the handmade work. Surfaces cannot be perfect (read more about this collection in the "About Our Ceramics" section or contact customer service for a copy of this document). Pictures, ceramic samples and descriptions are purely indicative.



#### PRODUCT SCALE



 **SEASONAL LIVING®**

TEL 512-554-5738 FAX 512-681-9188 WEB SeasonalLiving.com

Visit SeasonalLiving.com for complete product information. Seasonal Living reserves the right to make minor design changes and to discontinue items, materials and/or colors without notice. Printed colors cannot be guaranteed for accuracy.





## SCALLOP STOOL

ITEM NUMBER	308FT310P2AM	AQUAMARINE
	308FT310P2NB	NAVY BLUE
	308FT310P2SW	SNOW WHITE
	308FT310P2O	TUSCAN ORANGE

**DIMENSIONS (IN)** NET 17.5 DIA 19.5 H | GROSS 22.5 W 21.5 D 23 H

**DIMENSIONS (CM)** NET 45 DIA 50 H | GROSS 57 W 54 D 58 H

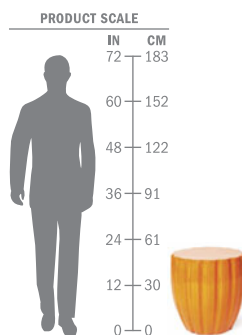
**WEIGHT** NET 70 LB GROSS 100 LB | NET 32 KG GROSS 46 KG

**VOLUME** 6.4 CBF .18 CBM

**MATERIALS** Handmade glazed ceramic

**NOTES** Ships in 1 crate

Sizes and weights of these handmade items may vary



### Read important product information at the front of the Ceramic Furniture section.

We reserve the right (at any time) to change, modify or alter any part of this product including but not limited to the glaze in order to improve overall quality. Our handmade ceramic products can be adapted and refined according to the different shapes and dimensions available. Each product is a unique handmade item, as such you should expect variations in glaze finishes. Glazes may show irregularity in the colors and the surface as a result of the handmade work. Surfaces cannot be perfect (read more about this collection in the "About Our Ceramics" section or contact customer service for a copy of this document). Pictures, ceramic samples and descriptions are purely indicative.



TEL 512-554-5738 FAX 512-681-9188 WEB SeasonalLiving.com

Visit SeasonalLiving.com for complete product information.  
Seasonal Living reserves the right to make minor design changes and to discontinue items, materials and/or colors without notice. Printed colors cannot be guaranteed for accuracy.



SEASONAL LIVING  
Ceramic Furniture + Accents





VASES + URNS









VASES + URNS









# VASES + URNS





# VASES + URNS







The stylistic and functional versatility of **Vases + Urns** is well known. Serving as sculptures, planters, fountains, or focal points, these are true outdoor living design staples. Our handcrafted urns and vessels, which are purposely designed to work in harmony with each other (as well as our indoor and outdoor furniture and decorative furnishings collections), come in a full range of sizes, from small-scale to estate-sized. We stress environmentally sound design and production methods, offer a staggering array of vessels that stand alone or cross match with other collections, and provide gorgeous ceramic pieces swathed in vibrant, gem-like glazes or other unique materials you won't find elsewhere.

The vivid colors of our glazed ceramic urns are so rich, so true; the reds pop, the blues sparkle, and the oranges glow. As each piece is hand-crafted, no two pieces are alike, so you should expect glaze and/or color variation.

While ceramic accessories have been the cornerstone of our business, we have also expanded our containers to include new materials such as our weather-resistant concrete **Perpetual Collection**, crafted by hand so no two pieces are alike. The beautiful low-luster finish offered in Slate Gray or Ivory White is perfect for those looking for a more understated and muted statement.







about our

## HANDMADE LIGHTWEIGHT CONCRETE AND CERAMIC PRODUCTS

**We hope that this information will help you and ultimately your customers better understand/sell the handmade lightweight concrete and ceramic items and set the right expectations with your customers.**

No two individual pieces of our handmade products will ever be exactly alike. This is part of the charm of purchasing items that are made by hand in small batches.

Each item in our **Perpetual Collection** is 100% handmade lightweight concrete produced in multiple production phases, and has its own set of characteristics and patina markings that help to make each piece unique. Factors that influence the final patina/appearance of our lightweight concrete include (but are not limited to) different batches of raw, natural materials, where they are sourced, and certain environmental influences during production. How the product is physically handled from craftsman to craftsman further impacts the finished product patina.

Each of our handmade **ceramic** items features natural flaws due to many natural and manufacturing factors including (but not limited to) varying clay mineral compositions, the multiple times a product is fired in our ovens, glaze chemical mixes and glaze reactions to different mineral compositions of clays.

Further, because of the handmade nature of our ceramics, it is not realistic to expect perfection. Sizes presented in our marketing materials and on our website are approximate, as clay can expand and contract by as much as 8-10% in the firing process. Burn or color pits and sometimes green/blue/blacks flecks can appear in the glaze as well as unglazed small spots or pits can appear on the glaze. You should expect possible color glaze variation, drip marks where the glaze has slipped in the firing process and sometimes small cracks that appear under the glaze, these flaws are due to mineralization & glaze mixes and the firing process but don't in any way impact your handmade product and its intended use.

Visit our website at [www.SeasonalLiving.com](http://www.SeasonalLiving.com) and click on Client Area at the top of the Home Page to learn more about the manufacturing processes for our lightweight concrete and ceramic items.

**IMPORTANT: Please carefully read, understand and closely follow our product care instructions & product warnings for this product.** All of our vases are suitable for use in normal every day outdoor conditions. Always make sure you read our product care and warranty information before you purchase these products to select the right product for your needs. Access this information at [www.SeasonalLiving.com](http://www.SeasonalLiving.com).

about our

## VASES + URNS

### PRODUCT INFORMATION

Our handmade Perpetual Collection concrete products may exhibit color and veining variations by batch and by individual item. **If you are ordering multiple pieces, please notify us in writing when you place your order and we will do our best to assemble color finishes that are as consistent as possible.**

Our ceramic Vases + Urns are handmade, so all dimensional information is approximate. Exact product sizes may vary by batch and by individual item. **If you have specific size requirements, please notify us in writing when you place your order.**

Glazes on our handmade ceramic products may vary by batch and by individual item. Color variations and glaze imperfections may exist in the ceramic and/or in the glaze that covers the ceramic item; these attributes add character to the product and differentiate it from 'mass production' merchandise. Such manufacturing variations are perfectly normal, natural and acceptable in handmade items. **If you have any specific requirements, please notify us in writing when you place your order.**



Visit [SeasonalLiving.com/vases](http://SeasonalLiving.com/vases) for complete product specs, tear sheets, warranty, product care and warning information, and to place an order.

### PRODUCT CARE

While our concrete and ceramic vases are suitable for indoor and outdoor use, it is the buyer's responsibility to follow all product care instructions.

Perpetual Collection concrete items will include specific care instructions with your shipment of merchandise.

**Protect all ceramic items, ESPECIALLY matte glazed finished items, from severe freezing conditions.**

### ACCESSORIES

#### Repair Kit for Perpetual Collection items

501MS001G for Slate Gray | 501MS001W for Ivory White

#### Maintenance/Refurnishing Kit for Perpetual Collection items

501MS006G for Slate Gray | 501MS006W for Ivory White

#### Concrete Sealer Kit for Perpetual Collection Items

501MS002 1 Liter

501MS003 ½ Liter

#### Ceramic Touch-Up Kit for Ceramic Items

308MS001



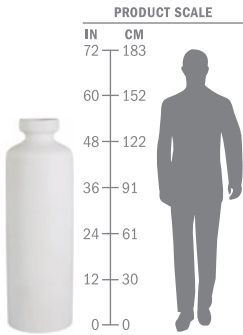


ARTLINE VASE

ITEM NUMBER	501GU021P2W	IVORY WHITE
	501GU021P2G	SLATE GRAY
DIMENSIONS (IN)	NET 16.5 DIA 53 H	7.5 MOUTH OPENING   GROSS 21.5 W 21.5 D 58.5 H
	NET 42 DIA 134 H	19 MOUTH OPENING   GROSS 54 W 54 D 148 H
WEIGHT	NET 86 LB GROSS 99 LB   NET 39 KG GROSS 45 KG	
VOLUME	15.2 CBF .43 CBM	
MATERIALS	Handmade lightweight concrete	
NOTES	DRAIN HOLE DIAMETER 1.75 IN 4 CM	
	Ships in 1 carton box	
	Sizes and weights of these handmade items may vary	

Read important product information at the front of the Vases + Urns section.

A sample bottle of concrete sealer is shipped with this item. Buyer must seal product upon receipt and should purchase additional specified sealer to be applied regularly. FAILURE TO PROPERLY SEAL PRODUCT VOIDS WARRANTY.





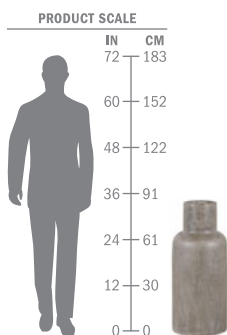


### CAPRI VASE

ITEM NUMBER	501GU022P2W	IVORY WHITE
	501GU022P2G	SLATE GRAY
DIMENSIONS (IN)	NET 14.5 DIA 34 H	7 MOUTH OPENING   GROSS 19.5 W 19.5 D 39.5 H
	NET 37 DIA 86 H	18 MOUTH OPENING   GROSS 50 W 50 D 100 H
WEIGHT	NET 50.5 LB	GROSS 55 LB   NET 23 KG GROSS 25 KG
VOLUME	8.8 CBF .25 CBM	
MATERIALS	Handmade lightweight concrete	
NOTES	DRAIN HOLE DIAMETER 1.75 IN 4 CM	
	Ships in 1 carton box	
	Sizes and weights of these handmade items may vary	

**Read important product information at the front of the Vases + Urns section.**

**A sample bottle of concrete sealer is shipped with this item. Buyer must seal product upon receipt and should purchase additional specified sealer to be applied regularly. FAILURE TO PROPERLY SEAL PRODUCT VOIDS WARRANTY.**



 **SEASONAL LIVING®**

TEL 512-554-5738 FAX 512-681-9188 WEB SeasonalLiving.com

Visit SeasonalLiving.com for complete product information.  
Seasonal Living reserves the right to make minor design changes and to discontinue items, materials and/or colors without notice. Printed colors cannot be guaranteed for accuracy.

 **SEASONAL LIVING**  
Vases + Urns

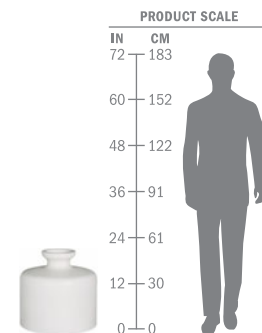


## ARDECO VASE

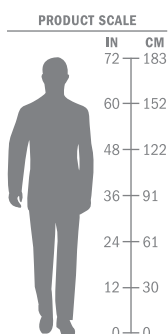
ITEM NUMBER	501GU023P2W	IVORY WHITE
	501GU023P2G	SLATE GRAY
DIMENSIONS (IN)	NET 20 DIA 19.5 H	4.5 MOUTH OPENING   GROSS 25 W 25 D 25 H
	NET 51 DIA 49 H	11.5 MOUTH OPENING   GROSS 63 W 63 D 63 H
WEIGHT	NET 44 LB GROSS 53 LB	NET 20 KG GROSS 24 KG
VOLUME	8.8 CBF .25 CBM	
MATERIALS	Handmade lightweight concrete	
NOTES	DRAIN HOLE DIAMETER 1.75 IN 4 CM	
	Ships in 1 carton box	
	Sizes and weights of these handmade items may vary	

Read important product information at the front of the Vases + Urns section.

A sample bottle of concrete sealer is shipped with this item. Buyer must seal product upon receipt and should purchase additional specified sealer to be applied regularly. FAILURE TO PROPERLY SEAL PRODUCT VOIDS WARRANTY.







### SET OF 3 CONCRETE VASES

ITEM NUMBER	501GU024P2WG	IVORY WHITE: 1 ARDECO, 1 ARTLINE, 1 CAPRI	
	501GU024P2GG	SLATE GRAY: 1 ARDECO, 1 ARTLINE, 1 CAPRI	

DIMENSIONS (IN)	NET ARTLINE	16.5 DIA	53 H	7.5 MOUTH OPENING
	NET ARDECO	20 DIA	19.5 H	7 MOUTH OPENING
	NET CAPRI	14.5 DIA	34 H	4.5 MOUTH OPENING

DIMENSIONS (CM)	NET ARTLINE	42 DIA	134 H	19 MOUTH OPENING
	NET ARDECO	51 DIA	49 H	18 MOUTH OPENING
	NET CAPRI	37 DIA	86 H	11.5 MOUTH OPENING

WEIGHT	NET ARTLINE	86 LB	ARDECO 44 LB	CAPRI 50.5 LB
	NET ARTLINE	39 KG	ARDECO 20 KG	CAPRI 23 KG

MATERIALS	Handmade lightweight concrete
-----------	-------------------------------

NOTES	DRAIN HOLE DIAMETER 1.75 IN 4 CM
-------	----------------------------------

Sold as set of 3 in same color

Set of 3 ships in 3 carton boxes

See individual product pages for additional information

Sizes and weights of these handmade items may vary

**Read important product information at the front of the Vases + Urns section.**

**A sample bottle of concrete sealer is shipped with this item. Buyer must seal product upon receipt and should purchase additional specified sealer to be applied regularly. FAILURE TO PROPERLY SEAL PRODUCT VOIDS WARRANTY.**



TEL 512-554-5738 FAX 512-681-9188 WEB SeasonalLiving.com

Visit SeasonalLiving.com for complete product information.  
Seasonal Living reserves the right to make minor design changes and to discontinue items, materials and/or colors without notice. Printed colors cannot be guaranteed for accuracy.






CARLOTTA VASE

ITEM NUMBER	308GU353P2AG	APPLE GREEN
	308GU353P2AM	AQUAMARINE
	308GU353P2O	TUSCAN ORANGE
DIMENSIONS (IN)	NET 24 DIA 48 H 21 MOUTH OPENING   GROSS 29 W 28 D 50 H	
DIMENSIONS (CM)	NET 60 DIA 121 H 53 MOUTH OPENING   GROSS 73 W 70 D 128 H	
WEIGHT	NET 209 LB GROSS 273 LB   NET 95 KG GROSS 124 KG	
VOLUME	24 CBF 0.65 CBM	
MATERIALS	Handmade glazed ceramic	
NOTES	DRAIN HOLE DIAMETER 1.75 IN 4 CM	
	Ships in 1 crate	
	Sizes and weights of these handmade items may vary	

**Read important product information at the front of the Vases + Urns section.**  
We reserve the right (at any time) to change, modify or alter any part of this product including but not limited to the glaze in order to improve overall quality. Our handmade ceramic products can be adapted and refined according to the different shapes and dimensions available. Each product is a unique handmade item, as such you should expect variations in glaze finishes. Glazes may show irregularity in the colors and the surface as a result of the handmade work. Surfaces cannot be perfect (read more about this collection in the "About Our Vases + Urns" section or contact customer service for a copy of this document). Pictures, ceramic samples and descriptions are purely indicative.





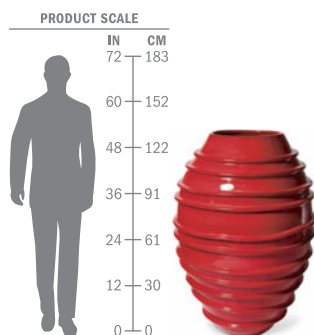


### HELTER SKELTER VASE

ITEM NUMBER	308GU223P2M	METALLIC
	308GU223P2R	RED
	308GU223P2TB	TURQUOISE BLUE
	308GU223P2O	TUSCAN ORANGE
DIMENSIONS (IN)	NET 35.5 DIA 51 H	16.5 MOUTH OPENING   GROSS 39 W 38 D 53.5 H
DIMENSIONS (CM)	NET 90 DIA 130 H	37 MOUTH OPENING   GROSS 99 W 96 D 136 H
WEIGHT	NET 250 LB GROSS 311 LB   NET 114 KG GROSS 141 KG	
VOLUME	45.9 CBF 1.3 CBM	
MATERIALS	Handmade glazed ceramic	
NOTES	DRAIN HOLE DIAMETER 1.75 IN 4 CM	
	Ships in 1 crate	
	Sizes and weights of these handmade items may vary	

#### Read important product information at the front of the Vases + Urns section.

We reserve the right (at any time) to change, modify or alter any part of this product including but not limited to the glaze in order to improve overall quality. Our handmade ceramic products can be adapted and refined according to the different shapes and dimensions available. Each product is a unique handmade item, as such you should expect variations in glaze finishes. Glazes may show irregularity in the colors and the surface as a result of the handmade work. Surfaces cannot be perfect (read more about this collection in the "About Our Vases + Urns" section or contact customer service for a copy of this document). Pictures, ceramic samples and descriptions are purely indicative.



TEL 512-554-5738 FAX 512-681-9188 WEB SeasonalLiving.com

Visit SeasonalLiving.com for complete product information.  
Seasonal Living reserves the right to make minor design changes and to discontinue items, materials and/or colors without notice. Printed colors cannot be guaranteed for accuracy.



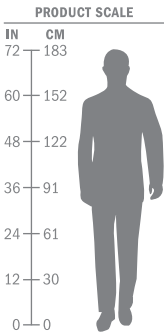


TRANCHE VASE

ITEM NUMBER	308GU363P2AM	AQUAMARINE
	308GU363P2R	RED
	308GU363P2O	TUSCAN ORANGE
DIMENSIONS (IN)	NET 28 DIA 35 H 18 MOUTH OPENING   GROSS 30.5 W 31 D 38.5 H	
DIMENSIONS (CM)	NET 70 DIA 90 H 46 MOUTH OPENING   GROSS 77 W 80 D 98 H	
WEIGHT	NET 147 LB GROSS 198 LB   NET 67 KG GROSS 90 KG	
VOLUME	21.9 CBF 0.62 CBM	
MATERIALS	Handmade glazed ceramic	
NOTES	DRAIN HOLE DIAMETER 1.75 IN 4 CM	
	Ships in 1 crate	
	Sizes and weights of these handmade items may vary	



**Read important product information at the front of the Vases + Urns section.**  
We reserve the right (at any time) to change, modify or alter any part of this product including but not limited to the glaze in order to improve overall quality. Our handmade ceramic products can be adapted and refined according to the different shapes and dimensions available. Each product is a unique handmade item, as such you should expect variations in glaze finishes. Glazes may show irregularity in the colors and the surface as a result of the handmade work. Surfaces cannot be perfect (read more about this collection in the "About Our Vases + Urns" section or contact customer service for a copy of this document). Pictures, ceramic samples and descriptions are purely indicative.







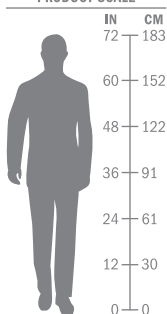
## ENGLISH PLANTER

ITEM NUMBER	308GU367P2B	GLOSS BLACK
	308GU367P2SW	SNOW WHITE
	308GU367P2TB	TURQUOISE BLUE
DIMENSIONS (IN)	NET 18 W 18 D 33 H	14.5 MOUTH OPENING   GROSS 22 W 21 D 37 H
	DIMENSIONS (CM)	NET 45 W 45 D 85 H 37 MOUTH OPENING   GROSS 56 W 53 D 93 H
WEIGHT	NET 101 LB	GROSS 140 LB   NET 46 KG GROSS 64 KG
	VOLUME	9.9 CBF 0.28 CBM
MATERIALS	Handmade glazed ceramic	
NOTES	DRAIN HOLE DIAMETER 1.75 IN 4 CM	
	Ships in 1 crate	
	Sizes and weights of these handmade items may vary	

### Read important product information at the front of the Vases + Urns section.

We reserve the right (at any time) to change, modify or alter any part of this product including but not limited to the glaze in order to improve overall quality. Our handmade ceramic products can be adapted and refined according to the different shapes and dimensions available. Each product is a unique handmade item, as such you should expect variations in glaze finishes. Glazes may show irregularity in the colors and the surface as a result of the handmade work. Surfaces cannot be perfect (read more about this collection in the "About Our Vases + Urns" section or contact customer service for a copy of this document). Pictures, ceramic samples and descriptions are purely indicative.

### PRODUCT SCALE



TEL 512-554-5738 FAX 512-681-9188 WEB SeasonalLiving.com

Visit SeasonalLiving.com for complete product information.  
Seasonal Living reserves the right to make minor design changes and to discontinue items, materials and/or colors without notice. Printed colors cannot be guaranteed for accuracy.

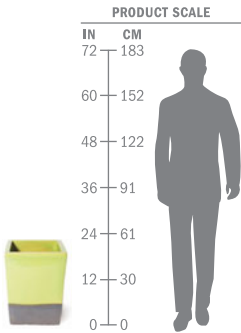




CUBE PLANTER

ITEM NUMBER	308GU368P2AGM	SET OF 2 APPLE GREEN TOP   METALLIC BASE
	308GU368P2TBM	SET OF 2 TURQUOISE BLUE TOP   METALLIC BASE
DIMENSIONS (IN)	NET EA 14 W 14 D 19 H	GROSS CRATE OF 2 35.5 W 18 D 22 H
	NET EA 36 W 36 D 48 H	GROSS CRATE OF 2 90 W 46 D 56 H
WEIGHT	NET EA 59.5 LB	GROSS CRATE OF 2 145.5 LB
	NET EA 27 KG	GROSS CRATE OF 2 66 KG
VOLUME	CRATE OF 2 8.1 CBF .23 CBM	
MATERIALS	Handmade glazed ceramic	
NOTES	Sold as set of 2 in same color	
	DRAIN HOLE DIAMETER 1.75 IN 4 CM	
	Set of 2 ships in 1 crate	
	Sizes and weights of these handmade items may vary	

**Read important product information at the front of the Vases + Urns section.**  
We reserve the right (at any time) to change, modify or alter any part of this product including but not limited to the glaze in order to improve overall quality. Our handmade ceramic products can be adapted and refined according to the different shapes and dimensions available. Each product is a unique handmade item, as such you should expect variations in glaze finishes. Glazes may show irregularity in the colors and the surface as a result of the handmade work. Surfaces cannot be perfect (read more about this collection in the "About Our Vases + Urns" section or contact customer service for a copy of this document). Pictures, ceramic samples and descriptions are purely indicative.







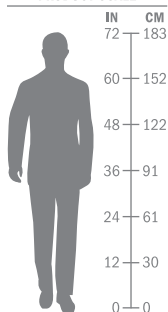
### AZOV PLANTER

ITEM NUMBER	308FT372P2B	BLACK
	308FT372P2W	CREAMY WHITE
	308FT372P2TP	TAUPE
<hr/>		
DIMENSIONS (IN)	NET 22 DIA 25 H   GROSS 27 W 25 D 27 H	
DIMENSIONS (CM)	NET 56 DIA 63 H   GROSS 68 W 64 D 69 H	
WEIGHT	NET 97 LB GROSS 123.5 LB   NET 44 KG GROSS 56 KG	
VOLUME	10.6CBF .3CBM	
MATERIALS	Handmade glazed ceramic	
NOTES	DRAIN HOLE DIAMETER 1.75 IN 4 CM	
	Ships in 1 crate	
	Sizes and weights of these handmade items may vary	

#### Read important product information at the front of the Vases + Urns section.

We reserve the right (at any time) to change, modify or alter any part of this product including but not limited to the glaze in order to improve overall quality. Our handmade ceramic products can be adapted and refined according to the different shapes and dimensions available. Each product is a unique handmade item, as such you should expect variations in glaze finishes. Glazes may show irregularity in the colors and the surface as a result of the handmade work. Surfaces cannot be perfect (read more about this collection in the "About Our Vases + Urns" section or contact customer service for a copy of this document). Pictures, ceramic samples and descriptions are purely indicative.

#### PRODUCT SCALE



TEL 512-554-5738 FAX 512-681-9188 WEB SeasonalLiving.com

Visit SeasonalLiving.com for complete product information.  
Seasonal Living reserves the right to make minor design changes and to discontinue items, materials and/or colors without notice. Printed colors cannot be guaranteed for accuracy.






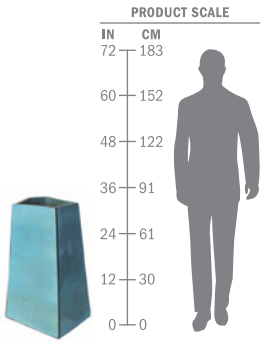
ARAFURA VASE | LARGE

ITEM NUMBER	308GU377P2TB	TURQUOISE BLUE   BLACK EDGES
DIMENSIONS (IN)	NET 21.5W 27.5D 32.5H   GROSS 26.5W 31D 35.5H	
DIMENSIONS (CM)	NET 55W 70D 83H   GROSS 67W 79D 90H	
WEIGHT	NET 110LB GROSS 143.5LB   NET 50KG GROSS 65KG	
VOLUME	17CBF .48CBM	
MATERIALS	Handmade glazed ceramic	
NOTES	DRAIN HOLE DIAMETER 1.75IN 4CM	
	Ships in 1 crate	
	Sizes and weights of these handmade items may vary	



**Read important product information at the front of the Vases + Urns section.**  
We reserve the right (at any time) to change, modify or alter any part of this product including but not limited to the glaze in order to improve overall quality. Our handmade ceramic products can be adapted and refined according to the different shapes and dimensions available. Each product is a unique handmade item, as such you should expect variations in glaze finishes. Glazes may show irregularity in the colors and the surface as a result of the handmade work. Surfaces cannot be perfect (read more about this collection in the "About Our Vases + Urns" section or contact customer service for a copy of this document). Pictures, ceramic samples and descriptions are purely indicative.



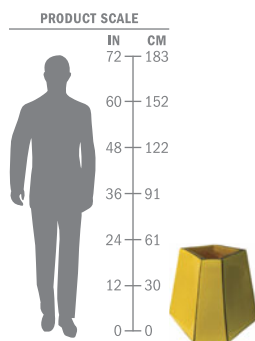
ARAFURA  
comes in 3 sizes







ARAFURA  
comes in 3 sizes



### ARAFURA VASE | MEDIUM

ITEM NUMBER	308GU377P2Y	MUSTARD YELLOW   BLACK EDGES
DIMENSIONS (IN)	NET 23 W 20.5 D 20 H   GROSS 28 W 27.5 D 23 H	
DIMENSIONS (CM)	NET 58 W 52 D 51 H   GROSS 71 W 70 D 59 H	
WEIGHT	NET 73 LB GROSS 103.5 LB   NET 33 KG GROSS 47 KG	
VOLUME	10.2 CBF .29 CBM	
MATERIALS	Handmade glazed ceramic	
NOTES	DRAIN HOLE DIAMETER 1.75 IN 4 CM	
	Ships in 1 crate	
	Sizes and weights of these handmade items may vary	

#### Read important product information at the front of the Vases + Urns section.


We reserve the right (at any time) to change, modify or alter any part of this product including but not limited to the glaze in order to improve overall quality. Our handmade ceramic products can be adapted and refined according to the different shapes and dimensions available. Each product is a unique handmade item, as such you should expect variations in glaze finishes. Glazes may show irregularity in the colors and the surface as a result of the handmade work. Surfaces cannot be perfect (read more about this collection in the "About Our Vases + Urns" section or contact customer service for a copy of this document). Pictures, ceramic samples and descriptions are purely indicative.



TEL 512-554-5738 FAX 512-681-9188 WEB SeasonalLiving.com

Visit SeasonalLiving.com for complete product information.  
Seasonal Living reserves the right to make minor design changes and to discontinue items, materials and/or colors without notice. Printed colors cannot be guaranteed for accuracy.





## ARAFURA VASE | SMALL

ITEM NUMBER	308GU377P2AG	APPLE GREEN   BLACK EDGES
DIMENSIONS (IN)	NET 22.5W 27.5D 12H   GROSS 27W 30.5D 15.5H	
DIMENSIONS (CM)	NET 57W 70D 31H   GROSS 68W 78D 39H	
WEIGHT	NET 39.5LB GROSS 57.5LB   NET 18KG GROSS 26KG	
VOLUME	7.5CBF .21CBM	
MATERIALS	Handmade glazed ceramic	
NOTES	DRAIN HOLE DIAMETER 1.75IN 4CM	
	Ships in 1 crate	
	Sizes and weights of these handmade items may vary	

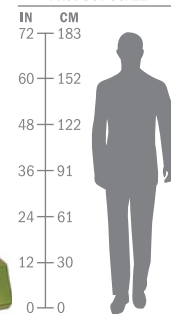
**Read important product information at the front of the Vases + Urns section.**

We reserve the right (at any time) to change, modify or alter any part of this product including but not limited to the glaze in order to improve overall quality. Our handmade ceramic products can be adapted and refined according to the different shapes and dimensions available. Each product is a unique handmade item, as such you should expect variations in glaze finishes. Glazes may show irregularity in the colors and the surface as a result of the handmade work. Surfaces cannot be perfect (read more about this collection in the "About Our Vases + Urns" section or contact customer service for a copy of this document). Pictures, ceramic samples and descriptions are purely indicative.



ARAFURA  
comes in 3 sizes

## PRODUCT SCALE



 **SEASONAL LIVING®**

TEL 512-554-5738 FAX 512-681-9188 WEB SeasonalLiving.com

Visit SeasonalLiving.com for complete product information.  
Seasonal Living reserves the right to make minor design changes and to discontinue items, materials and/or colors without notice. Printed colors cannot be guaranteed for accuracy.





LARGE

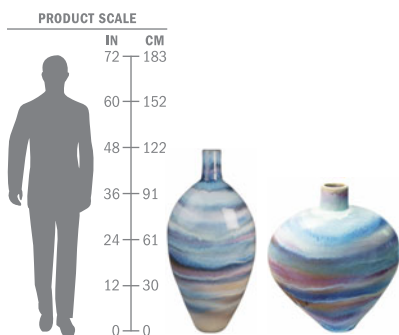


MEDIUM



## ELLIPTICAL VASES

ITEM NUMBER	308GU374P2LAGA	LARGE AGATE GLAZE
	308GU374P2LMG	LARGE MINT GREEN MATTE
	308GU374P2LW	LARGE LINEN WHITE
	308GU374P2MAGA	MEDIUM AGATE GLAZE
	308GU374P2MMG	MEDIUM MINT GREEN MATTE
	308GU374P2MW	MEDIUM LINEN WHITE
DIMENSIONS (IN)	LARGE NET 24 W 15.5 D 47 H   GROSS 27.5 W 20 D 51 H	
	MEDIUM NET 33 W 17.5 D 39.5 H   GROSS 36 W 21.5 D 42.5 H	
DIMENSIONS (CM)	LARGE NET 61 W 40 D 120 H   GROSS 70 W 51 D 130 H	
	MEDIUM NET 84 W 44 D 100 H   GROSS 92 W 55 D 108 H	
WEIGHT	LARGE NET 123.5 LB GROSS 154.5 LB	
	MEDIUM NET 154.5 LB GROSS 187.5 LB	
	LARGE NET 56 KG GROSS 70 KG	
	MEDIUM NET 70 KG GROSS 85 KG	
VOLUME	LARGE 16.2 CBF MEDIUM 19.4 CBF   LARGE .46 CBM MEDIUM .55 CBM	
MATERIALS	Handmade glazed ceramic	
NOTES	DRAIN HOLE DIAMETER 1.75 IN 4 CM	
	Each vase ships in 1 crate	
	Sizes and weights of these handmade items may vary	



**SEASONAL LIVING®**

TEL 512-554-5738 FAX 512-681-9188 WEB SeasonalLiving.com

Visit SeasonalLiving.com for complete product information.  
Seasonal Living reserves the right to make minor design changes and to discontinue items, materials and/or colors without notice. Printed colors cannot be guaranteed for accuracy.

### Read important product information at the front of the Vases + Urns section.

We reserve the right (at any time) to change, modify or alter any part of this product including but not limited to the glaze in order to improve overall quality. Our handmade ceramic products can be adapted and refined according to the different shapes and dimensions available. Each product is a unique handmade item, as such you should expect variations in glaze finishes. Glazes may show irregularity in the colors and the surface as a result of the handmade work. Surfaces cannot be perfect (read more about this collection in the "About Our Vases + Urns" section or contact customer service for a copy of this document). Pictures, ceramic samples and descriptions are purely indicative.

**SEASONAL LIVING**  
Vases + Urns





# LIGHTING









INDA CORDLESS LIGHTING









# INDA CORDLESS LIGHTING





INDA







## about the DESIGNER

**Louis A. Lara's** work is widely recognized for its timeless and sculptural appeal. An award-winning designer since 1986, Lara marries harmonious, simple forms with an elegant use of materials to create contemporary furniture and architectural and interior design elements. His designs are embraced on a global scale, selling around the world to private individuals and European and domestic manufacturers.

INDA cordless outdoor lamps are marvels of gorgeous, forward-thinking design. Crafted to cast a warm, golden glow over moonlit terraces and twilight garden parties, INDA lamps are also the perfect solution for interior designers frustrated by a lack of power points. Place a handsome table or floor lamp anywhere you like? That dream is now a reality. Imagine: an affordable indoor/outdoor lighting solution that is stylish, operable in wet and damp conditions, a cinch to move wherever illumination is required and child's play to use and maintain. INDA allows you to set the mood whenever and however you like.

Designer Louis A. Lara turned to LED technology to solve a number of outdoor lighting issues, such as trailing, unsightly electrical cords, insufficient power sources, and weak light provided by solar-powered bulbs. INDA's LED lights are easily transferred from lamp base to charging plate and back again, where a fully charged light will radiate for over six full hours.

Handmade, lightweight concrete comprising Portland cement, sand, crushed granite, natural spring-fed water and fibrous ramie imbue INDA's table and floor lamp bases with ease of mobility and enough heft to ward off wind gusts. Lara designed the floor lamp with seating in mind, placing the light at just the right height to complement the scale of the furniture, thus creating atmosphere and illumination precisely where you want it. The INDA collection also includes ceramic and other materials that reflect Seasonal Living's signature palette, expanding the range of mix and match design possibilities for indoor and outdoor living spaces.

**INDA**  
CORDLESS OUTDOOR LIGHTING

**INDA**  
**FIREFLY**  
**TORCH**  
CORDLESS OUTDOOR LED LIGHT







about

## INDA CORDLESS LIGHTING

### MATERIALS, ASSEMBLY & USE

- Each lamp includes a lamp base, a 3-panel UV-resistant polyethylene shade with anodized aluminum frame, a warm white rechargeable LED light, a charging base with cord and a remote control that works within a 4-meter radius and provides on/off control for all compatible INDA lamps
- Light module color temperature: 233.15k–333.15k Kelvin  
Brightness: 288–432 lumens | CRI: 80
- Bulb locks to lamp base for secure operation
- Warm white LED light is operated by push on/off button built into LED light fixture or with the included remote control
- Lamp requires some assembly
- In strong winds, move lamp to protected location and/or add sand into the lamp base to add weight and maintain stability
- See optional accessories at the end of this section, including individual light modules, additional light/charger sets and a 6-pack multi charger



**The charging base recharges the Inda LED light module in 5 hours, and each charge lasts approximately 6.5 hours.**



Visit **SeasonalLiving.com/inda** for complete product specs, tear sheets, warranty, product care and warning information, and to place an order.





All INDA lamps include  
REMOTE CONTROL



SOFT PEARL



WEAVE

CHOOSE BASE COLOR AND SHADE STYLE

## INDA CORDLESS OUTDOOR LED TABLE LAMP

ITEM NUMBER	501LT002P2W	IVORY WHITE BASE
	501LT002P2G	SLATE GRAY BASE
	CHOOSE SHADE STYLE	
	LT001LSPPG	SOFT PEARL SHADE
	LT001LSLLG	WEAVE SHADE
DIMENSIONS (IN)	NET BASE 8 DIA 23.5 H	SHADE 16 DIA
	GROSS BASE 13 W 13 D 18 H	SHADE 7 W 7 D 12 H
DIMENSIONS (CM)	NET BASE 20 DIA 60 H	SHADE 41 DIA
	GROSS BASE 33 W 33 D 46 H	SHADE 17 W 17 D 30.5 H
WEIGHT	NET 14 LB   GROSS BASE 17 LB	SHADE 3 LB
	NET 6 KG   GROSS BASE 7.5 KG	SHADE 1.3 KG
VOLUME	2.11 CBF .06 CBM	
MATERIALS	Lightweight concrete base, 3-panel UV-resistant polyethylene shade with anodized aluminum frame	
NOTES	Choose base color plus shade in Soft Pearl or Weave	
	Includes locking LED rechargeable light, remote control, charging base and cord	
	Ships in 2 carton boxes and requires simple assembly	
	To add weight to your INDA lamp, use a funnel and add sand to inside base of lamp before assembling lamp shade	

Read important information on the Accessories pages at the end of this section.

A sample bottle of concrete sealer is shipped with this item. Buyer must seal product upon receipt and should purchase additional specified sealer to be applied regularly. FAILURE TO PROPERLY SEAL PRODUCT VOIDS WARRANTY.

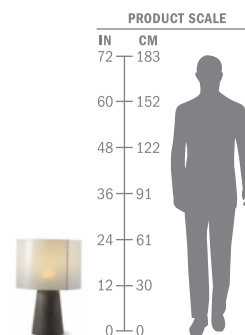


THIS ITEM SHIPS  
VIA UPS OR FEDEX

**INDA**  
CORDLESS OUTDOOR LIGHTING



Watch a video to learn about  
setup and use of INDA cordless lamps  
[bit.ly/sl-inda-table](http://bit.ly/sl-inda-table)



 **SEASONAL LIVING®**

TEL 512-554-5738 FAX 512-681-9188 WEB [SeasonalLiving.com](http://SeasonalLiving.com)

Visit [SeasonalLiving.com](http://SeasonalLiving.com) for complete product information.  
Seasonal Living reserves the right to make minor design changes and to discontinue items,  
materials and/or colors without notice. Printed colors cannot be guaranteed for accuracy.





SOFT PEARL



WEAVE

CHOOSE BASE COLOR AND SHADE STYLE

All INDA lamps include  
REMOTE CONTROL

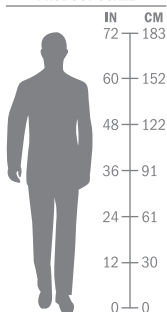
## INDA CORDLESS OUTDOOR LED FLOOR LAMP 55"

ITEM NUMBER	501LT003P2W	IVORY WHITE BASE
	501LT003P2G	SLATE GRAY BASE
	CHOOSE SHADE STYLE	
	LT001LSPPG	SOFT PEARL SHADE
	LT001LSLLG	WEAVE SHADE
DIMENSIONS (IN)	NET BASE 11 DIA 55 H SHADE 16 DIA	
	GROSS BASE 16 W 16 D 48.5 H SHADE 7 W 7 D 12 H	
DIMENSIONS (CM)	NET BASE 28 DIA 140 H SHADE 41 DIA	
	GROSS BASE 40 W 40 D 123 H SHADE 17 W 17 D 30.5 H	
WEIGHT	NET 37.5 LB   GROSS BASE 46.5 LB SHADE 3 LB	
	NET 17 KG   GROSS BASE 21 KG SHADE 1.3 KG	
VOLUME	7.06 CBF .2 CBM	
MATERIALS	Lightweight concrete base, 3-panel UV-resistant polyethylene shade with anodized aluminum frame	
NOTES	Choose base color plus shade in Soft Pearl or Weave	
	Includes locking LED rechargeable light, remote control, charging base and cord	
	Ships in 2 carton boxes and requires simple assembly	
	To add weight to your INDA lamp, use a funnel and add sand to inside base of lamp before assembling lamp shade	

Read important information on the Accessories pages at the end of this section.

A sample bottle of concrete sealer is shipped with this item. Buyer must seal product upon receipt and should purchase additional specified sealer to be applied regularly. FAILURE TO PROPERLY SEAL PRODUCT VOIDS WARRANTY.

PRODUCT SCALE



SEASONAL LIVING®

TEL 512-554-5738 FAX 512-681-9188 WEB SeasonalLiving.com

Visit SeasonalLiving.com for complete product information.

Seasonal Living reserves the right to make minor design changes and to discontinue items, materials and/or colors without notice. Printed colors cannot be guaranteed for accuracy.

**INDA**  
CORDLESS OUTDOOR LIGHTING



All INDA lamps include  
REMOTE CONTROL



SOFT PEARL



WEAVE

CHOOSE BASE COLOR AND SHADE STYLE

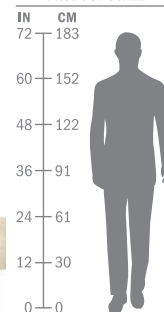
## COPENHAGEN CORDLESS OUTDOOR LED TABLE LAMP

ITEM NUMBER	308LT004P2BWL
	CHOOSE SHADE STYLE
	LT001LSPPG SOFT PEARL SHADE LT001LSLLG WEAVE SHADE
DIMENSIONS (IN)	NET BASE 8 DIA 23.5 H SHADE 16 DIA GROSS BASE 13 W 13 D 18 H SHADE 7 W 7 D 12 H
DIMENSIONS (CM)	NET BASE 20 DIA 60 H SHADE 41 DIA GROSS BASE 33 W 33 D 46 H SHADE 17 W 17 D 30.5 H
WEIGHT	NET 14 LB   GROSS BASE 17 LB SHADE 3 LB NET 6 KG   GROSS BASE 7.5 KG SHADE 1.3 KG
VOLUME	2.11 CBF 0.06 CBM
MATERIALS	Handmade glazed ceramic base, 3-panel UV-resistant polyethylene shade with anodized aluminum frame
NOTES	Sizes and weights of these handmade items may vary
	Artisan Series products are individually hand designed. No stencils or mechanical patterns are used; all patterns are drawn directly on the product. As such, each piece is unique and there may be some variation in pattern and glaze colors.
	Includes locking LED rechargeable light, remote control, charging base and cord
	Ships in 2 carton boxes and requires simple assembly
	To add weight to your INDA lamp, use a funnel and add sand to inside base of lamp before assembling lamp shade

Watch a video to learn about  
setup and use of INDA cordless lamps  
[bit.ly/sl-inda-table](http://bit.ly/sl-inda-table)



PRODUCT SCALE



Read important information on the Accessories pages at the end of this section.



THIS ITEM SHIPS  
VIA UPS OR FEDEX

**INDA**  
CORDLESS OUTDOOR LIGHTING



**SEASONAL LIVING®**

TEL 512-554-5738 FAX 512-681-9188 WEB [SeasonalLiving.com](http://SeasonalLiving.com)

Visit [SeasonalLiving.com](http://SeasonalLiving.com) for complete product information.  
Seasonal Living reserves the right to make minor design changes and to discontinue items,  
materials and/or colors without notice. Printed colors cannot be guaranteed for accuracy.





SOFT PEARL


WEAVE

CHOOSE BASE COLOR AND SHADE STYLE

All INDA lamps include  
REMOTE CONTROL

## COPENHAGEN CORDLESS OUTDOOR LED FLOOR LAMP 55"

ITEM NUMBER	308LT006P2BWL
	CHOOSE SHADE STYLE
	LT001LSPPG      SOFT PEARL SHADE LT001LSLLG      WEAVE SHADE
DIMENSIONS (IN)	NET BASE 11 DIA 55 H    SHADE 16 DIA
	GROSS BASE 15 W 14 D 45.5 H    SHADE 7 W 7 D 12 H
DIMENSIONS (CM)	NET BASE 28 DIA 140 H    SHADE 41 DIA
	GROSS BASE 38 W 36 D 115 H    SHADE 17 W 17 D 30.5 H
WEIGHT	NET 48.5 LB   GROSS BASE 81.5 LB    SHADE 3 LB
	NET 22 KG   GROSS BASE 37 KG    SHADE 1.3 KG
VOLUME	BASE 6 CBF .17 CBM
MATERIALS	Handmade glazed ceramic base, 3-panel UV-resistant polypropylene shade with anodized aluminum frame
NOTES	Sizes and weights of these handmade items may vary
	Artisan Series products are individually hand designed. No stencils or mechanical patterns are used; all patterns are drawn directly on the product. As such, each piece is unique and there may be some variation in pattern and glaze colors.
	Includes locking LED rechargeable light, remote control, charging base and cord
	Ships in 1 crate and 1 carton box and requires simple assembly
	To add weight to your INDA lamp, use a funnel and add sand to inside base of lamp before assembling lamp shade



 **SEASONAL LIVING®**

TEL 512-554-5738    FAX 512-681-9188    WEB SeasonalLiving.com

Visit SeasonalLiving.com for complete product information.  
Seasonal Living reserves the right to make minor design changes and to discontinue items,  
materials and/or colors without notice. Printed colors cannot be guaranteed for accuracy.

Read important information on the Accessories pages at the end of this section.



All INDA lamps include  
REMOTE CONTROL



SOFT PEARL



WEAVE

CHOOSE BASE COLOR AND SHADE STYLE



## COPENHAGEN CORDLESS OUTDOOR LED TABLE LAMP

ITEM NUMBER	308LT004P2AG	APPLE GREEN BASE
	308LT004P2O	ORANGE BASE
	308LT004P2TB	TURQUOISE BLUE BASE
	308LT004P2Y	YELLOW BASE
	CHOOSE SHADE STYLE	
	LT001LSPPG	SOFT PEARL SHADE
	LT001LSLLG	WEAVE SHADE

DIMENSIONS (IN)	NET BASE 8 DIA 23.5 H	SHADE 16 DIA
	GROSS BASE 13 W 13 D 18 H	SHADE 7 W 7 D 12 H

DIMENSIONS (CM)	NET BASE 20 DIA 60 H	SHADE 41 DIA
	GROSS BASE 33 W 33 D 46 H	SHADE 17 W 17 D 30.5 H

WEIGHT	NET 14 LB   GROSS BASE 17 LB	SHADE 3 LB
	NET 6 KG   GROSS BASE 7.5 KG	SHADE 1.3 KG

VOLUME	2.11 CBF   0.06 CBM
--------	---------------------

MATERIALS	Handmade glazed ceramic base, 3-panel UV-resistant polyethylene shade with anodized aluminum frame
-----------	--

NOTES	Sizes and weights of these handmade items may vary
	Choose base color plus shade in Soft Pearl or Weave
	Includes locking LED rechargeable light, remote control, charging base and cord
	Ships in 2 carton boxes and requires simple assembly
	To add weight to your INDA lamp, use a funnel and add sand to inside base of lamp before assembling lamp shade

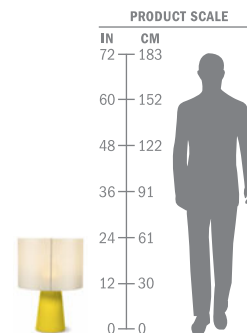
Read important information on the Accessories pages at the end of this section.



THIS ITEM SHIPS  
VIA UPS OR FEDEX

**INDA**  
CORDLESS OUTDOOR LIGHTING

Watch a video to learn about  
setup and use of INDA cordless lamps  
[bit.ly/sl-inda-table](http://bit.ly/sl-inda-table)



**SEASONAL LIVING®**

TEL 512-554-5738 FAX 512-681-9188 WEB [SeasonalLiving.com](http://SeasonalLiving.com)

Visit [SeasonalLiving.com](http://SeasonalLiving.com) for complete product information.  
Seasonal Living reserves the right to make minor design changes and to discontinue items,  
materials and/or colors without notice. Printed colors cannot be guaranteed for accuracy.





SOFT PEARL



WEAVE

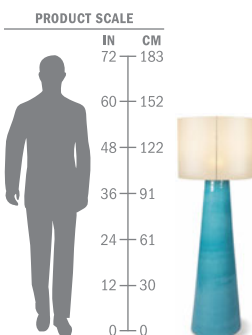
CHOOSE BASE COLOR AND SHADE STYLE

All INDA lamps include  
REMOTE CONTROL

## COPENHAGEN CORDLESS OUTDOOR LED FLOOR LAMP 55"

ITEM NUMBER	308LT006P2AG	APPLE GREEN BASE
	308LT006P2O	ORANGE BASE
	308LT006P2TB	TURQUOISE BLUE BASE
	308LT006P2Y	YELLOW BASE
	CHOOSE SHADE STYLE	
	LT001LSPPG	SOFT PEARL SHADE
	LT001LSLLG	WEAVE SHADE
DIMENSIONS (IN)	NET BASE 11 DIA 55 H SHADE 16 DIA	
	GROSS BASE 15 W 14 D 45.5 H SHADE 7 W 7 D 12 H	
DIMENSIONS (CM)	NET BASE 28 DIA 140 H SHADE 41 DIA	
	GROSS BASE 38 W 36 D 115 H SHADE 17 W 17 D 30.5 H	
WEIGHT	NET 48.5 LB   GROSS BASE 81.5 LB SHADE 3 LB	
	NET 22 KG   GROSS BASE 37 KG SHADE 1.3 KG	
VOLUME	6 CBF .17 CBM	
MATERIALS	Handmade glazed ceramic base, 3-panel UV-resistant polypropylene shade with anodized aluminum frame	
NOTES	Sizes and weights of these handmade items may vary	
	Choose base color plus shade in Soft Pearl or Weave	
	Includes locking LED rechargeable light, remote control, charging base and cord	
	Ships in 1 crate and 1 carton box and requires simple assembly	
	To add weight to your INDA lamp, use a funnel and add sand to inside base of lamp before assembling lamp shade	

Read important information on the Accessories pages at the end of this section.


 **SEASONAL LIVING®**

TEL 512-554-5738 FAX 512-681-9188 WEB SeasonalLiving.com

Visit SeasonalLiving.com for complete product information.

Seasonal Living reserves the right to make minor design changes and to discontinue items, materials and/or colors without notice. Printed colors cannot be guaranteed for accuracy.

**INDA**  
CORDLESS OUTDOOR LIGHTING



All INDA lamps include  
REMOTE CONTROL



SOFT PEARL



WEAVE

CHOOSE BASE COLOR AND SHADE STYLE



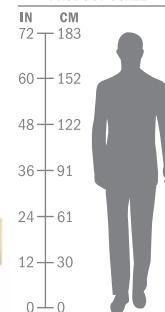
## RIBBON CORDLESS OUTDOOR LED TABLE LAMP

ITEM NUMBER	308LT002P2B	GLOSS BLACK BASE
	308LT002P2R	RED BASE
	308LT002P2TP	TAUPE BASE
	308LT002P2TB	TURQUOISE BLUE BASE
	CHOOSE SHADE STYLE	
	LT001LSPPG	SOFT PEARL SHADE
DIMENSIONS (IN)	NET BASE 8 DIA 23.5 H	SHADE 16 DIA
	GROSS BASE 13 W 13 D 18 H	SHADE 7 W 7 D 12 H
DIMENSIONS (CM)	NET BASE 20 DIA 60 H	SHADE 41 DIA
	GROSS BASE 33 W 33 D 46 H	SHADE 17 W 17 D 30.5 H
WEIGHT	NET 14 LB   GROSS BASE 17 LB	SHADE 3 LB
	NET 6 KG   GROSS BASE 7.5 KG	SHADE 1.3 KG
VOLUME	2.11 CBF .06 CBM	
MATERIALS	Handmade glazed ceramic base, 3-panel UV-resistant polyethylene shade with anodized aluminum frame	
NOTES	Sizes and weights of these handmade items may vary	
	Choose base color plus shade in Soft Pearl or Weave	
	Includes locking LED rechargeable light, remote control, charging base and cord	
	Ships in 2 carton boxes and requires simple assembly	
	To add weight to your INDA lamp, use a funnel and add sand to inside base of lamp before assembling lamp shade	

Watch a video to learn about  
setup and use of INDA cordless lamps  
[bit.ly/sl-inda-table](http://bit.ly/sl-inda-table)



PRODUCT SCALE



Read important information on the Accessories pages at the end of this section.



THIS ITEM SHIPS  
VIA UPS OR FEDEX

**INDA**  
CORDLESS OUTDOOR LIGHTING

**SEASONAL LIVING®**

TEL 512-554-5738 FAX 512-681-9188 WEB [SeasonalLiving.com](http://SeasonalLiving.com)

Visit [SeasonalLiving.com](http://SeasonalLiving.com) for complete product information.  
Seasonal Living reserves the right to make minor design changes and to discontinue items,  
materials and/or colors without notice. Printed colors cannot be guaranteed for accuracy.





SOFT PEARL



WEAVE

CHOOSE BASE COLOR AND SHADE STYLE

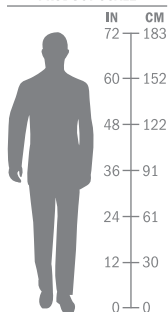
All INDA lamps include  
REMOTE CONTROL

## RIBBON CORDLESS OUTDOOR LED FLOOR LAMP 55"

ITEM NUMBER	308LT005P2B	GLOSS BLACK BASE
	308LT005P2R	RED BASE
	308LT005P2TP	TAUPE BASE
	308LT005P2TB	TURQUOISE BLUE BASE
	CHOOSE SHADE STYLE	
	LT001LSPPG	SOFT PEARL SHADE
	LT001LSLLG	WEAVE SHADE
DIMENSIONS (IN)	NET BASE 11 DIA 55 H	SHADE 16 DIA
	GROSS BASE 15 W 14 D 46 H	SHADE 7 W 7 D 12 H
DIMENSIONS (CM)	NET BASE 28 DIA 140 H	SHADE 41 DIA
	GROSS BASE 38 W 36 D 117 H	SHADE 17 W 17 D 30.5 H
WEIGHT	NET 53 LB   GROSS BASE 85 LB	SHADE 3 LB
	NET 24 KG   GROSS BASE 39 KG	SHADE 1.3 KG
VOLUME	6 CBF .17 CBM	
MATERIALS	Handmade glazed ceramic base, 3-panel UV-resistant polypropylene shade with anodized aluminum frame	
NOTES	Sizes and weights of these handmade items may vary	
	Choose base color plus shade in Soft Pearl or Weave	
	Includes locking LED rechargeable light, remote control, charging base and cord	
	Ships in 1 crate and 1 carton box and requires simple assembly	
	To add weight to your INDA lamp, use a funnel and add sand to inside base of lamp before assembling lamp shade	

Read important information on the Accessories pages at the end of this section.

### PRODUCT SCALE


 **SEASONAL LIVING®**

TEL 512-554-5738 FAX 512-681-9188 WEB SeasonalLiving.com

Visit SeasonalLiving.com for complete product information.

Seasonal Living reserves the right to make minor design changes and to discontinue items, materials and/or colors without notice. Printed colors cannot be guaranteed for accuracy.

**INDA**  
CORDLESS OUTDOOR LIGHTING



All INDA lamps include  
REMOTE CONTROL


INDA CLOVER CORDLESS LED  
HANGING LAMP/SHADE

ITEM NUMBER	730FT001P2P	SOFT PEARL SHADE
	730FT001P2L	WEAVE SHADE
DIMENSIONS (IN)	NET 16 DIA 12 H	
DIMENSIONS (CM)	NET 41 DIA 30.5 H	
WEIGHT	NET 4LB   1.8 KG	
VOLUME	INFO TO COME	
MATERIALS	3-panel UV-resistant polyethylene shade with anodized aluminum frame, 72"x.25" diameter black solid braid nylon outdoor hanger cord	
NOTES	Includes LED rechargeable light, remote control, charging base, power cord and hanger cord	
	Ready to assemble: Ships in 1 carton box and requires simple assembly	

Read important information on the Accessories pages at the end of this section.



Watch a video to learn about setup  
and use of the INDA hanging lamps  
[bit.ly/sl-inda-clover](https://bit.ly/sl-inda-clover)



INCLUDES HANGER CORD



TEL 512-554-5738 FAX 512-681-9188 WEB [SeasonalLiving.com](https://SeasonalLiving.com)

Visit [SeasonalLiving.com](https://SeasonalLiving.com) for complete product information.  
Seasonal Living reserves the right to make minor design changes and to discontinue items,  
materials and/or colors without notice. Printed colors cannot be guaranteed for accuracy.





All INDA lamps include  
REMOTE CONTROL



INCLUDES HANGER CORD



## INDA PENDANT CORDLESS LED HANGING LAMP/SHADE

ITEM NUMBER	730FT002P2P	SOFT PEARL SHADE
DIMENSIONS (IN)	NET 7 DIA 12 H	
DIMENSIONS (CM)	NET 17.5 DIA 30 H	
WEIGHT	NET 4LB   1.8KG	
VOLUME	INFO TO COME	
MATERIALS	3-panel UV-resistant polypropylene shade in Soft Pearl with anodized aluminum frame, 72"x.25" diameter black solid braid nylon outdoor hanger cord	
NOTES	Includes LED rechargeable light, remote control, charging base, power cord and hanger cord	
	Ready to assemble: Ships in 1 carton box and requires simple assembly	

Read important information on the Accessories pages at the end of this section.



THIS ITEM SHIPS  
VIA UPS OR FEDEX



Watch a video to learn about setup  
and use of the INDA hanging lamps  
[bit.ly/sl-inda-clover](http://bit.ly/sl-inda-clover)



TEL 512-554-5738 FAX 512-681-9188 WEB [SeasonalLiving.com](http://SeasonalLiving.com)

Visit [SeasonalLiving.com](http://SeasonalLiving.com) for complete product information.  
Seasonal Living reserves the right to make minor design changes and to discontinue items,  
materials and/or colors without notice. Printed colors cannot be guaranteed for accuracy.

**INDA**  
CORDLESS OUTDOOR LIGHTING







# INDA | FIREFLY TORCH



# INDA FIREFLY TORCH



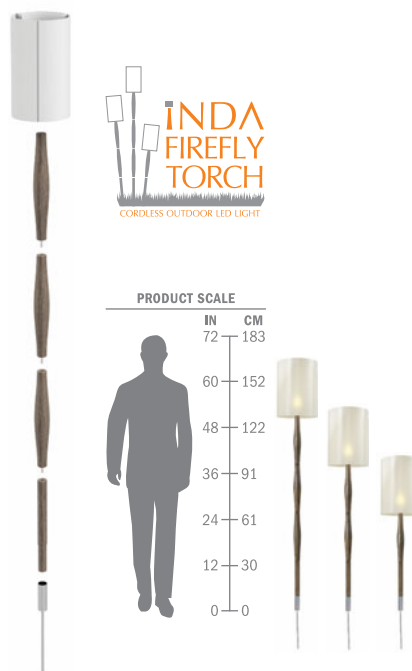




Watch a video to  
learn about setup  
and use of the **INDA  
Firefly Torch**  
[bit.ly/sl-inda-firefly](http://bit.ly/sl-inda-firefly)



All INDA lamps include  
**REMOTE CONTROL**



MODULAR POLE ASSEMBLY ADJUSTS TO 3 DIFFERENT HEIGHTS

## INDA FIREFLY TORCH

ITEM NUMBER	701LT001P2
DIMENSIONS (IN)	NET POLE 2 DIA 3 POLE SECTIONS EA 2 DIA 13.5 H SHADE 7 DIA 12 H OVERALL HEIGHT ADJUSTABLE TO 38.5   52   65.5 GROSS 15 W 8.5 D 4.5 H
DIMENSIONS (CM)	NET POLE 5 DIA 3 POLE SECTIONS EA 5 DIA 34.5 H SHADE 17.5 DIA 30 H OVERALL HEIGHT ADJUSTABLE TO 98   132   166.5 GROSS 37.5 W 22 D 12 H
WEIGHT	NET 6 LB GROSS 10 LB   NET 2.5 KG GROSS 4.5 KG
VOLUME	1.77 CBF .05 CBM
MATERIALS	Eucalyptus wood height-adjustable pole in matte weathered gray finish, powder-coated steel ground anchor, 3-panel UV-resistant polypropylene shade in Soft Pearl with anodized aluminum frame
NOTES	Includes 3 individual pole sections that can be used or removed to adjust lamp height  Includes locking LED rechargeable light, remote control, charging base and cord  <b>Ready to assemble:</b> Ships in 1 carton box and requires simple assembly

Read important information on the Accessories pages at the end of this section.



THIS ITEM SHIPS  
VIA UPS OR FEDEX

**SEASONAL LIVING®**

TEL 512-554-5738 FAX 512-681-9188 WEB [SeasonalLiving.com](http://SeasonalLiving.com)

Visit [SeasonalLiving.com](http://SeasonalLiving.com) for complete product information.  
Seasonal Living reserves the right to make minor design changes and to discontinue items, materials and/or colors without notice. Printed colors cannot be guaranteed for accuracy.



### INDA LED LIGHT BULB

ITEM NUMBER	LT001LEDLB3LO
DIMENSIONS (IN)	NET 4.625 DIA 3.5 H   GROSS 5 W 5 D 4 H
DIMENSIONS (CM)	NET 11.75 DIA 9 H   GROSS 12.5 W 12.5 D 10 H
WEIGHT	NET .44 LB GROSS .5 LB   NET .2 KG GROSS .23 KG
MATERIALS	Molded plastic
NOTES	Find technical information on the following page Ships in 1 carton box



THIS ITEM SHIPS  
VIA UPS OR FEDEX

### INDA SINGLE LED LIGHT BULB AND CHARGING BASE

ITEM NUMBER	LT001LEDLB3
DIMENSIONS (IN)	NET LIGHT 4.625 DIA 3.5 H CHARGER BASE 6.25 DIA 1.125 H CHARGER CORD 61 L GROSS 7 W 7 D 7 H
DIMENSIONS (CM)	NET LIGHT 11.75 DIA 9 H CHARGER BASE 15.9 DIA 2.9 H CHARGER CORD 155 L GROSS 18 W 18 D 18 H
WEIGHT	NET LIGHT .44 LB CHARGER BASE .33 LB   GROSS 1 LB NET LIGHT .2 KG CHARGER BASE .15 KG   GROSS .45 KG
MATERIALS	Molded plastic
NOTES	Includes 1 on/off remote control (controls all compatible INDA bulbs within a 4-meter radius) Find technical information on the following page Ships in 1 carton box



THIS ITEM SHIPS  
VIA UPS OR FEDEX



**SEASONAL LIVING®**

TEL 512-554-5738 FAX 512-681-9188 WEB SeasonalLiving.com

Visit SeasonalLiving.com for complete product information.  
Seasonal Living reserves the right to make minor design changes and to discontinue items, materials and/or colors without notice. Printed colors cannot be guaranteed for accuracy.





## INDA 6-PACK MULTI CHARGER WITH 6 LED LIGHT BULBS

ITEM NUMBER	LT001MultiLB
DIMENSIONS (IN)	NET LIGHT 4.625 DIA 3.5 H CHARGER BASE 16 W 10.375 D 1.125 H CHARGER CORD 61 L GROSS 24 W 12 D 6 H
DIMENSIONS (CM)	NET LIGHT 11.75 DIA 9 H CHARGER BASE 40.5 W 26.5 D 2.9 H CHARGER CORD 155 L GROSS 61 W 30.5 D 15 H
WEIGHT	NET 7 LB GROSS 8 LB   NET 3.2 KG GROSS 3.6 KG
MATERIALS	Molded plastic
NOTES	Includes 1 on/off remote control (controls all compatible INDA bulbs within a 4-meter radius) Find technical information at right Ships in 1 carton box



THIS ITEM SHIPS  
VIA UPS OR FEDEX

## NOTES FOR ALL INDA PRODUCTS

### IMPORTANT INFORMATION ABOUT CHARGING

- LED lights are easily moved from lamp base to charging base
- Each charging base accommodates 1 LED light; a 6-pack multi charger is available separately
- Charging base and lamp are CE ROHS certified, charging base cord and plug UL certified
- Charging base comes with separate USA electrical plug, 100-240V/50-60Hz, rating class B
- Recommended charging temperature: 10° to 45°C/50° to 113°F. Charging base will not function at temperatures below 0°C/30°F or above 46°C/115°F.
- Charging base is for indoor use only; not suitable for charging in outdoor wet or damp location
- After approx 600 full recharges, battery capacity to hold charge drops by 20%
- Battery certificate CE ROHS

### LED LIGHT INFORMATION

- Bulb locks to lamp base for secure operation
- Warm white LED light is operated by push on/off button built into LED light fixture and/or the remote control included with lamp or bulb purchase
- Remote control works within a 4-meter radius and provides on/off control for all compatible INDA lamps
- Rechargeable light consists of 34 type 3014 SMD LEDs
- Light module color temperature: 233.15k-333.15k Kelvin  
Brightness: 288-432 lumens | CRI: 80 | Energy use: 3 watts
- 3.7V 3600mAh lithium battery recharges in 5 hours and lasts approximately 6.5 hours on a single charge
- Works best in temperatures between -15 to 49°C/5 to 120°F
- Operates in wet and damp conditions
- Is UV resistant (over time some fading and change to surfaces may occur)
- 1-year warranty from date of purchase from Seasonal Living

 **SEASONAL LIVING®**

TEL 512-554-5738 FAX 512-681-9188 WEB SeasonalLiving.com

Visit SeasonalLiving.com for complete product information.  
Seasonal Living reserves the right to make minor design changes and to discontinue items, materials and/or colors without notice. Printed colors cannot be guaranteed for accuracy.

**INDA**  
CORDLESS OUTDOOR LIGHTING





# SOUTHLAKE FABRICS









# SOUTHLAKE FABRICS






SOUTHLAKE







## about the DESIGNER

**Randy Trull:** Textile and interior designer Randy Trull launched his career after graduating from Parsons School of Design in 1954. Randy's excellent taste and business savvy have helped him develop several multimillion-dollar fabric programs through the years. He's now revolutionizing high-design performance fabrics with MFANO, creators of luxurious, designer-inspired fabrics.

Seasonal Living is working with MFANO to create the new **SouthLake Fabric Collection**. This stunning offering of 2,000 fabric finishes, patterns, and textures gives your clients the freedom to create an unlimited array of luxurious, unique environments, in and outdoors. SouthLake textiles—a combination of exclusive fabrics and Sunbrella® fabrics, like all Sunbrella fabrics—are primarily American-made from 100% solution-dyed acrylic fibers. With this new line, Seasonal Living extends its range to thousands of boutique-quality, unique, designer-oriented fabrics not typically experienced in outdoor applications, from plush velvets to Italian-manufactured stripes, to rich textures.

With thousands of fresh and innovative fabrics to choose from, your ability to create personalized environments for your customers is only limited by your imagination, whether it be decorative pillows, draperies, cut yardage, or customized fabric upgrades. Designers love our short production lead times and one-click ordering. We do it all and ship it to your door, making it easy for you to do what you do best: focus on the design decisions that go into creating innovative, luxurious living spaces. Go to [SeasonalLiving.com](http://SeasonalLiving.com) to learn more.



Seasonal Living is proud to offer premium outdoor fabrics from Sunbrella®, a registered trademark of the Glen Raven company.



**SOUTHLAKE FABRIC  
UPGRADES AVAILABLE**

Look for this icon throughout the catalog to indicate items that offer fabric upgrades.











## STANDARD FINISHING OPTIONS



POCKET



GROMMET

Gorgeous **draperies** pull a space together, adding polish and finish, the way an elegant frame enhances an already extraordinary painting. Our SouthLake fabrics let you create unique living spaces with exclusive, boutique-quality patterns and designs in a rich range of luxury fabrics for indoor and outdoor environments. SouthLake high-performance drapery comes in pocket or grommet finishes in design-driven patterns, textures, and finishes (visit [SeasonalLiving.com](http://SeasonalLiving.com) to discover your options). Peruse the bounty of sophisticated fabrics that we offer, and imagine this: how would you bring just the right vibrancy to an elegantly muted environment anchored by pieces from our nature-inspired **Perpetual Collection**? With SouthLake drapery, the possibilities are endless.



## SEASONALLIVING.COM

Visit our website to explore our drapery selection and choose from hundreds of SouthLake fabric options.



TEL 512-554-5738 FAX 512-681-9188 WEB [SeasonalLiving.com](http://SeasonalLiving.com)

Visit [SeasonalLiving.com](http://SeasonalLiving.com) for complete product information. Seasonal Living reserves the right to make minor design changes and to discontinue items, materials and/or colors without notice. Printed colors cannot be guaranteed for accuracy.



THIS ITEM SHIPS  
VIA UPS OR FEDEX

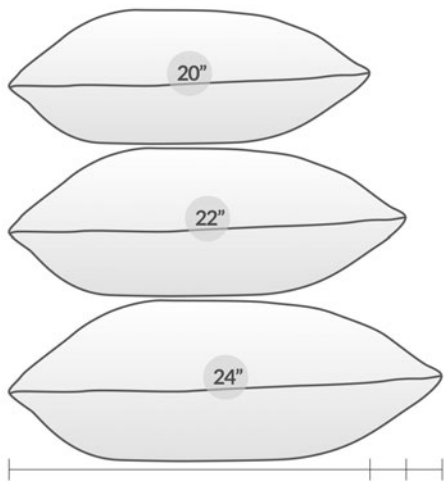


**SouthLake**  
FABRIC COLLECTION  
SEASONAL LIVING









Incorporating boutique **pillows** in contrasting colors and designer-inspired patterns and fabrics infuses unique living spaces with life. Decorative pillows from our SouthLake Fabric Collection come in four sizes, including a lumbar pillow, in down or poly fill options to suit your specific needs. We travel the world seeking design inspiration for our innovative colors and finishes others simply don't have. Wrap your arms around, rest your head upon, and succumb to the charms of pillows that inspire. Visit [SeasonalLiving.com](http://SeasonalLiving.com) to learn more. While you are there, let yourself float into fantasies about the myriad environments you could create by adding SouthLake decorative pillows to a trio of breezy **Spirals Teak**, carefree **Explorer Collection** pieces, or **Fizz Collection** ensemble.



**SEASONALLIVING.COM**  
Visit our website to explore our pillow selection and choose from hundreds of SouthLake fabric options.



TEL 512-554-5738 FAX 512-681-9188 WEB [SeasonalLiving.com](http://SeasonalLiving.com)  
Visit [SeasonalLiving.com](http://SeasonalLiving.com) for complete product information. Seasonal Living reserves the right to make minor design changes and to discontinue items, materials and/or colors without notice. Printed colors cannot be guaranteed for accuracy.









Our SouthLake **cut yardage** program allows you to choose from hundreds of boutique quality, high-performance fabrics in rich colors, patterns, and surprising textures. Create a personalized environment by upgrading furniture upholstery, or recovering a pool shade. The options are endlessly exciting. Differentiate your indoor and outdoor spaces with fabric applications we've traveled the four corners of the earth to discover. Go to [SeasonalLiving.com](http://SeasonalLiving.com) to learn more about these rich offerings. While there, explore ways to pump up the jewel tones of our ceramic accents with uniquely vibrant fabrics. From lacquer reds or linen whites, plush navy velvets to sleek textured grays, we have the luxurious, boutique fabrics to suit your indoor and outdoor specifications.



[SEASONALLIVING.COM](http://SEASONALLIVING.COM)

Visit our website to explore our extensive selection of SouthLake fabric yardage options.



TEL 512-554-5738 FAX 512-681-9188 WEB [SeasonalLiving.com](http://SeasonalLiving.com)

Visit [SeasonalLiving.com](http://SeasonalLiving.com) for complete product information. Seasonal Living reserves the right to make minor design changes and to discontinue items, materials and/or colors without notice. Printed colors cannot be guaranteed for accuracy.









[PRODUCTS](#)
[FIND RETAILERS](#)
[SL MAGAZINE](#)
[BLOG](#)
[ABOUT](#)
[CONTACT](#)
[MY ACCOUNT](#)

NEW PRODUCTS
 FURNITURE
 LIGHTING
 ORNAMENTAL VASES
 FABRIC PRODUCTS

FABRIC UPGRADE [View Fabrics](#)

### Fizz Mellini Lounge Chair – Fabric Upgrade

#### Customize

Single Fabric for this item

**\$1200**  
US DOLLARS

ORDER QUANTITY


Set Quantity to match your order. If you are doing variations for your quantity, you'll need to submit each variation separately. Eg: 4 chairs, 2 in blue and 2 in green, then do your order 2 times, Quantity 2 with blue and then Quantity 2 with green.

[ADD TO CART](#)

[View Cart](#)

CHOOSE A SINGLE FABRIC

**All One Fabric**



Sunbrella – Canvas Pacific Blue  
\$1200

Advanced technologies in the design trade have ushered in an exciting age of innovation. Until recently, outdoor fabrics were limited to uninspiring colors, and stiff fabrics that would never be invited indoors. Today, we provide a sumptuous feast of vibrant hues, textiles, patterns, textures, and finishes that blur the line between indoor and outdoor design. Visit SeasonalLiving.com to learn more about our unparalleled fabric selection and streamlined, one-click ordering program.

We handle every step of every upgrade, from offering a

stunning fabric selection and soup-to-nuts production, to quick turn delivery, saving you the time and hassle of having to work with various companies and workshops. We do it all!

Discover the seemingly endless array of design-driven fabrics we've searched the world over to discover. Imagine the myriad possibilities you can dream up to bring new life to our jewel-toned ceramics, or the organically-inclined **Spirals Teak Collection**. We help you bring the luxurious living spaces of your dreams to life.



TEL 512-554-5738 FAX 512-681-9188 WEB SeasonalLiving.com

Visit SeasonalLiving.com for complete product information. Seasonal Living reserves the right to make minor design changes and to discontinue items, materials and/or colors without notice. Printed colors cannot be guaranteed for accuracy.



SEASONALLIVING.COM

Visit our website to explore our extensive selection of products ready to customize with hundreds of SouthLake fabric options.





**TEL** 512-554-5738 **FAX** 512-681-9188

**EMAIL** [sales@SeasonalLiving.com](mailto:sales@SeasonalLiving.com)

**WEB** [SeasonalLiving.com](http://SeasonalLiving.com)

Version 20-0101