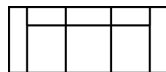





77319 MIAMI

Dimensions shown as Width x Depth x Height. Specifications are correct at time of printing and are subject to change without notice.
LHF - left hand facing RHF - right hand facing IA - inside arm to inside




01 Sofa
98 x 40 x 32"
249 x 102 x 81cm
IA: 65" / 165cm



03 Loveseat
75 x 40 x 32"
191 x 102 x 81cm
IA: 42" / 107cm



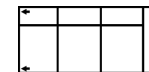
04 Ottoman
39 x 39 x 15"
99 x 99 x 38cm



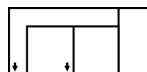
08 RHF Loveseat
07 LHF Loveseat
62 x 40 x 32"
157 x 102 x 81cm



11 Corner Square
40 x 40 x 32"
102 x 102 x 81cm



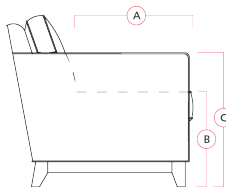
13 RHF Sofa
12 LHF Sofa
86 x 40 x 32"
218 x 102 x 81cm



35 RHF Corner Chaise
36 LHF Corner Chaise
88 x 40 x 32"
224 x 102 x 81cm



95 Chair & 1/2
55 x 40 x 32"
140 x 102 x 81cm
IA: 22" / 56cm



Dimensions

- A - Seat Depth - 23" / 58cm
- B - Seat Height - 16" / 41cm
- C - Arm Height - 23 23" / NaNcm

Features

- Hardwood, softwood and engineered wood products; all joints pinned & glued for uniformity & strength
- Back: Premium elastic webbing offers consistent suspension for the life of the product
- Seat: Interwoven 100% elastic webbing offers consistent suspension for the life of the product
- High resilience seat foam for superior durability and comfort
- Back filled with blown fibre



77319 MIAMI

Popular Configurations

Note: Always assemble configurations from right hand facing to left hand facing components.

How We Measure

Height - measured from the highest point of the back pillow to the floor.

Depth - measured from the front edge of the seat cushion to the top of the back.

Width - measured from the widest point of the arm or arm pillow to the widest point of the opposite arm or arm pillow.

Arm Height - measured from the top of the arm to the floor.

Seat Height - measured from the crown of the seat cushion to the floor.

Warranty

Wood Frames, Springs or Webbing - ten year warranty

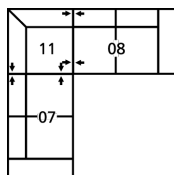
Metal Frames - two year warranty under normal household use

Motion Reclining Mechanisms - seven year warranty

Reclining Chairs, Sofabed Mechanisms and Sofabed Mattresses - two year warranty

Seat Cushion Foam and Fibre-filled

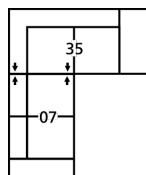
Components - five year pro-rated warranty



CONFIGURATION CB

102 x 102"

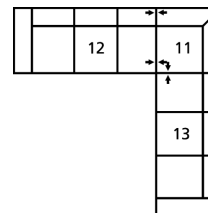
259 x 259cm



CONFIGURATION CE

102 x 88"

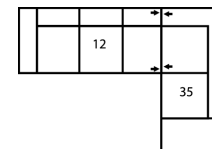
259 x 224cm



CONFIGURATION C0

126 x 126"

320 x 320cm



CONFIGURATION C9

126 x 88"

320 x 224cm