



# 41031 NORWOOD

**PALLISER®**  
My Home, My Style, My Way™

Dimensions shown as Width x Depth x Height. Specifications are correct at time of printing and are subject to change without notice.  
LHF - left hand facing RHF - right hand facing IA - inside arm to inside



04 Home Theater  
Ottoman  
44 x 28 x 19"  
112 x 71 x 48cm



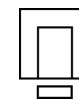
09 Corner Curve  
48 x 48 x 38"  
122 x 122 x 97cm



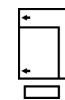
10 Armless Chair  
23 x 40 x 38"  
58 x 102 x 97cm



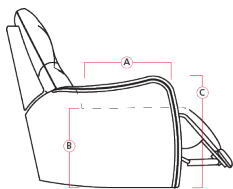
30 Armless Recliner  
60 Power Armless  
Recliner  
23 x 40 x 38"  
58 x 102 x 97cm



32 Rocker Recliner Chair  
31 Wallhugger Recliner  
Pwr  
33 Swivel Rocker  
Recliner Chair  
35 Wallhugger Recliner  
Chair  
39 Power Rocker  
Recliner  
41 x 40 x 38"  
104 x 102 x 97cm  
IA: 20" / 51cm



46 RHF Recliner Chair  
47 LHF Recliner Chair  
66 RHF Power Recliner  
67 LHF Power Recliner  
32 x 40 x 38"  
81 x 102 x 97cm



## Dimensions

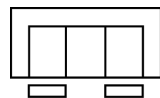
A - Seat Depth - 22" / 56cm

B - Seat Height - 21" / 53cm

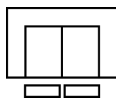
C - Arm Height - 26" / 66cm

## Features

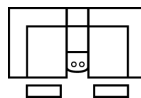
- Hardwood, softwood and engineered wood products; all joints pinned & glued for uniformity & strength
- Back: Premium elastic webbing offers consistent suspension for the life of the product
- Seat: 8 gauge sinuous wire springs for superior ride and comfort
- Back filled with blown fibre
- Chaise styling for ultimate comfort and support in full recline
- Toggle power mechanism
- Touch button for power operation



51 Sofa Recliner  
61 Power Sofa Recliner  
88 x 40 x 38"  
224 x 102 x 97cm  
IA: 69" / 175cm



53 Loveseat Recliner  
63 Loveseat Recliner  
Power  
65 x 40 x 38"  
165 x 102 x 97cm  
IA: 47" / 119cm



58 Loveseat Console  
68 Loveseat Console  
Pwr  
77 x 40 x 38"  
196 x 102 x 97cm



W0 Home Theater  
Wedge  
17 x 40 x 35"  
43 x 102 x 89cm



W1 45 Degree Wedge  
37 x 38 x 35"  
94 x 97 x 89cm



W2 Console  
13 x 40 x 35"  
33 x 102 x 89cm

## Options

- Stainless Steel Cupholder
- Antique Cupholder
- LED cupholder
- Tray tables
- Grommet only option available



# 41031 NORWOOD

## Popular Configurations

Note: Always assemble configurations from right hand facing to left hand facing components.

### How We Measure

**Height** - measured from the highest point of the back pillow to the floor.

**Depth** - measured from the front edge of the seat cushion to the top of the back.

**Width** - measured from the widest point of the arm or arm pillow to the widest point of the opposite arm or arm pillow.

**Arm Height** - measured from the top of the arm to the floor.

**Seat Height** - measured from the crown of the seat cushion to the floor.

### Warranty

**Wood Frames, Springs or Webbing** - ten year warranty

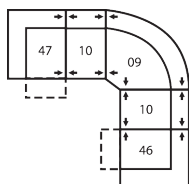
**Metal Frames** - two year warranty under normal household use

**Motion Reclining Mechanisms** - seven year warranty

**Reclining Chairs, Sofabed Mechanisms and Sofabed Mattresses** - two year warranty

**Seat Cushion Foam and Fibre-filled**

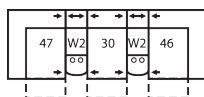
**Components** - five year pro-rated warranty



**CONFIGURATION MA**

107 x 107"

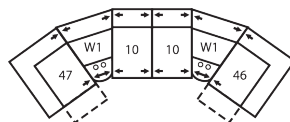
272 x 272cm



**CONFIGURATION MZ**

114 x 65"

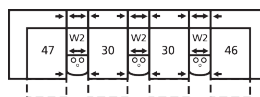
290 x 165cm



**CONFIGURATION MW**

167 x 74"

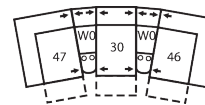
424 x 188cm



**CONFIGURATION M1**

150 x 65"

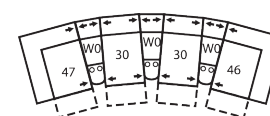
381 x 165cm



**CONFIGURATION MX**

121 x 69"

307 x 175cm



**CONFIGURATION MY**

161 x 72"

409 x 183cm