



CASTELLE®

HANDCRAFTED LUXURY FURNISHINGS  
*Made in the Americas*





## HANDCRAFTED OUTDOOR FURNITURE

For over forty years, Castelle has led the casual furnishings industry with skilled artisans committed to creating handcrafted luxury and comfort. Without a cap on customization, Castelle has become one of the most notable in design innovation as each product is handcrafted one piece at a time by the most highly skilled craftsmen in the industry. With over 300,000 square feet of creative space, we offer the ability to customize our products to fit your outdoor décor vision. From our intricate aluminum castings and extrusions to the multi-stage finishing; artisan applied antiquing to the all-weather cushions; we deliver handcrafted casual furnishings without equal.



# TABLE *of* CONTENTS

<i>Partnerships</i>		<i>Tables, Tops &amp; Firepits</i>	
BILTMORE®ANTLER HILL	3	TOPS	127
		ALTRA	132
<i>Contemporary</i>		BILTMORE®ANTLER HILL	133
GALA	9	BARBADOS	134
ORION & MODERNA	14	CLASSICAL	135
PARK PLACE	17	ICON	137
PRISM	25	LARGO	138
TRENTO	33	MARQUIS	139
		MODERNA	140
<i>Traditional</i>		NATURE'S WOOD	141
LANCASTER	39	NICOYA TABLES*	142
LODGE	45	PARSONS	144
MADRID	50	TULIP	145
MARQUIS	57	TWIG	148
MONTEREY	63	VINTAGE	149
NICOYA*	70	FIREPITS   RECTANGULAR	151
SANTA FE	77	FIREPITS   SQUARE	155
SAXTON	81	FIREPITS   ROUND	158
		<i>Accessories</i>	
<i>Transitional</i>		UMBRELLAS, CAST BASES	160
BERKELEY	87	UMBRELLAS COLLABORATION	161
BISCAYNE*	96	COVERS & FIREPIT MEDIA	165
CORDELL*	103	PILLOWS & BUTTONS	165
LARGO	107	<i>Fabrics &amp; Finishes</i>	
ROMA	112	CUSHION	166
VILLA BIANCA	119	SLING	172
		FINISHES	173
		TOP SIZES	176
		<i>Ordering Tools</i>	
		WARRANTY	184
		QUICK REFERENCE GUIDES	185



PARTNERSHIPS

CONTEMPORARY

TRADITIONAL

TRANSITIONAL

TABLES & TOPS

ACCESSORIES

FABRICS & FINISHES

ORDERING TOOLS



# BILTMORE<sup>®</sup> ANTLER HILL DEEP SEATING





**AS SHOWN:**  
FINISH WEATHERED GRAY **WG**  
MAIN FABRIC IDOL MOSS **K00**  
TABLE TOP RECLAIMED WOOD **FA**

CUSHIONED LOUNGE CHAIR **0A10T**  
HIGH BACK CUSHIONED LOUNGE SWIVEL ROCKER **0A16T**  
CUSHIONED SOFA **0A14T**  
BILTMORE® ANTLER HILL SQUARE FIREPIT COFFEE TABLE **AOSF44WL**  
BILTMORE® ANTLER HILL SQUARE SIDE TABLE **AOSS20**





**BILTMORE<sup>®</sup>**  
**ANTLER HILL**  
 FORMAL DINING

FORMAL ARMLESS DINING CHAIR **0A70T**  
 FORMAL ARM DINING CHAIR **0A40T**

**AS SHOWN:**  
 FINISH WEATHERED GRAY **WG**  
 MAIN FABRIC IDOL MOSS **K00**





**AS SHOWN:**  
FINISH WEATHERED GRAY WG  
MAIN FABRIC AUGUSTINE PEWTER H7D

SLING DINING CHAIR OA75S  
SLING SWIVEL ROCKER OA78S

# BILTMORE<sup>®</sup> ANTLER HILL SLING DINING



# BILTMORE<sup>®</sup> ANTLER HILL



DEEP SEATING  
**0A10T**  
CUSHIONED LOUNGE CHAIR

W - 29" D - 32.5" H - 35" SH - 19" AH - 25"



DEEP SEATING  
**0A16T**  
HIGH BACK LOUNGE SWIVEL ROCKER

W - 29" D - 32.5" H - 40" SH - 19" AH - 25"



DEEP SEATING  
**0A36T**  
CUSHIONED LOUNGE ROCKING CHAIR

W - 29" D - 41" H - 36.5" SH - 21" AH - 27"



DEEP SEATING  
**0A14T**  
CUSHIONED SOFA

W - 77" D - 32.5" H - 35" SH - 19" AH - 25"



DEEP SEATING  
**0A13T**  
CUSHIONED LOUNGE OTTOMAN

W - 29" D - 25" H - 18" SH - 18" AH - 17"



CRESCENT SEATING  
**0A41T**  
CUSHIONED CRESCENT LOVESEAT

W - 68" D - 37.5" H - 35" SH - 19" AH - 25"



CRESCENT SEATING  
**0A44T**  
CUSHIONED CRESCENT SOFA

W - 96.5" D - 44.5" H - 35" SH - 19" AH - 25"



FORMAL DINING  
**0A40T** FORMAL ARM DINING CHAIR  
WITH OPTIONAL BACK PAD CUSHION **CUSA040B**

W - 24" D - 26.5" H - 36.5" SH - 19" AH - 25"



FORMAL DINING  
**0A70T** FORMAL ARMLESS DINING CHAIR  
WITH OPTIONAL BACK PAD CUSHION **CUSA040B**

W - 22" D - 26.5" H - 36.5" SH - 19"



FORMAL DINING  
**0A48T** FORMAL ARM DINING SWIVEL ROCKER  
WITH OPTIONAL BACK PAD CUSHION **CUSA040B**

W - 24" D - 26.5" H - 36.5" SH - 19" AH - 25"



FORMAL DINING  
**0A12T**  
CUSHIONED CHAISE LOUNGE

W - 28.5" D - 84" H - 46.5" SH - 22" AH - 25"



FORMAL DINING  
**CUS0A40B**  
OPTIONAL BACK PAD CUSHION

W - 21.5" D - 2" H - 19.5"

CONTEMPORARY

TRADITIONAL

TRANSITIONAL

TABLES &amp; TOPS

ACCESSORIES

FABRICS &amp; FINISHES

ORDERING TOOLS





SLING DINING  
**0A92S** SLING CHAISE LOUNGE  
**0A92P** PADDED SLING CHAISE LOUNGE

W - 28.5" D - 81" H - 41" SH - 14.5" AH - 25"



SLING DINING  
**0A78S** SLING SWIVEL ROCKER  
**0A78P** PADDED SLING SWIVEL ROCKER

W - 23" D - 29" H - 36.75" SH - 17.5" AH - 25"



SLING DINING  
**0A75S** SLING DINING CHAIR  
**0A75P** PADDED SLING DINING CHAIR


W - 23" D - 29" H - 36.75" SH - 17.5" AH - 25"

## HOW TO ORDER | DEEP SEATING

1. Select Item  
 Cushioned  
 Lounge Chair



2. Select Frame Finish  
 Finish Techniques

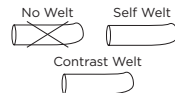


See Page 173 for Frame  
 Finishes Available

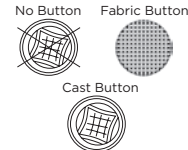
3. Select Main Cushion Fabric



4. Select Main Cushion Welt Fabric



5. Select Cushion Button



(6 Options Available)  
 See Page 165 for Button Options

## HOW TO ORDER | FORMAL DINING

1. Select Item  
 Formal Arm  
 Dining Chair



2. Select Frame Finish  
 Finish Techniques

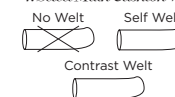


See Page 173 for Frame  
 Finishes Available

3. Select Main Cushion Fabric



4. Select Main Cushion Welt Fabric




## HOW TO ORDER | SLING DINING

1. Select Item  
 Sling Dining Chair



2. Select Frame Finish  
 Finish Techniques



See Page 173 for Frame  
 Finishes Available

3. Select Main Fabric



## HOW TO ORDER | PADDED SLING

1. Select Item  
 Padded Sling  
 Dining Chair



2. Select Frame Finish  
 Finish Techniques



See Page 173 for Frame  
 Finishes Available

3. Select Main Fabric



4. Select Back Sling Fabric







# GALA

## DEEP SEATING





**AS SHOWN:**  
FINISH CAST IRON **CI**  
MAIN FABRIC MAKAR RAIN **3ZA**  
PILLOW FABRIC DREAM MIST **3GN**  
TABLE TOP WHITE MARBLE ALUMINUM SLATE **J7**  
FIREPIT MEDIA CLEAR **CL**

CUSHIONED LOUNGE CHAIR **4A10R**  
CUSHIONED LOUNGE SWIVEL ROCKER **4A15R**  
CUSHIONED SOFA **4A14R**  
LARGO RECTANGULAR FIREPIT COFFEE TABLE **A4RF2660WL**  
LARGO SQUARE SIDE TABLE **A4SP20**





## GALA CUSHION DINING

CUSHIONED DINING CHAIR **4A06R**  
 CUSHIONED DINING SWIVEL ROCKER **4A07R**  
 ALTRA DINING TABLE **ACD54**

**AS SHOWN:**  
 FINISH BRUSHED OAK **BO**  
 MAIN FABRIC DEMO PARCHMENT **M2E**  
 TABLE TOP IVORY ALUMINUM SLATE **J9**





DEEP SEATING  
**4A10R** CUSHIONED LOUNGE CHAIR  
 INCLUDES ONE ACCENT PILLOW **CUS4A10K**  
 .....  
 W - 29.5" D - 32.75" H - 33.75" SH - 18.5" AH - 25.25"



DEEP SEATING  
**4A15R** CUSHIONED LOUNGE SWIVEL ROCKER  
 INCLUDES ONE ACCENT PILLOW **CUS4A10K**  
 .....  
 W - 29.5" D - 32.75" H - 33.75" SH - 18.5" AH - 25.25"



DEEP SEATING  
**4A11R** CUSHIONED LOVESEAT  
 INCLUDES TWO ACCENT PILLOWS **CUS4A10K**  
 .....  
 W - 55" D - 32.75" H - 33.75" SH - 18.5" AH - 25.25"



DEEP SEATING  
**4A14R** CUSHIONED SOFA  
 INCLUDES TWO ACCENT PILLOWS **CUS4A14K**  
 .....  
 W - 81" D - 32.75" H - 33.75" SH - 18.5" AH - 25.25"



DEEP SEATING  
**4A13R**  
 CUSHIONED LOUNGE OTTOMAN  
 .....  
 W - 29" D - 25.5" H - 18.5" SH - 18.5"



## GALA



CUSHION DINING  
**4A06R**  
CUSHIONED DINING CHAIR

W - 25" D - 25.5" H - 34.25" SH - 19.75" AH - 25.25"



CUSHION DINING  
**4A07R**  
CUSHIONED DINING SWIVEL ROCKER

W - 25" D - 25.5" H - 34.25" SH - 19.75" AH - 25.25"



CUSHION DINING  
**4A39R**  
CUSHIONED COUNTER STOOL

W - 22.75" D - 23.5" H - 40.25" SH - 25.25" AH - 32"



CUSHION DINING  
**4A09R**  
CUSHIONED BAR STOOL

W - 22.75" D - 23.5" H - 45.5" SH - 30.5" AH - 37.25"



SLING DINING  
**4A72S** SLING CHAISE LOUNGE  
**4A72P** PADDED SLING CHAISE LOUNGE

W - 26.5" D - 84" H - 37.25" SH - 13.5"



**CUSPAD92**  
LOOSE SEAT PAD FOR SLING CHAISE LOUNGE

W - 23" D - 81" H - 2"



**CUSPAD12**  
LOOSE SEAT PAD FOR SLING CHAISE LOUNGE

W - 23" D - 81" H - 4"

## HOW TO ORDER | DEEP SEATING

1. Select Item  
Cushioned  
Lounge Chair



2. Select Frame Finish  
Finish Techniques



See Page 173 for Frame  
Finishes Available

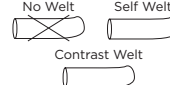
3. Select Main Cushion Fabric



4. Select Pillow Fabric



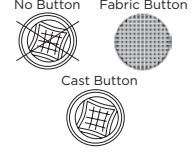
5. Select Main Cushion Welt Fabric



6. Select Pillow Welt Fabric



7. Select Cushion Button



(6 Options Available)  
See Page 165 for Button Options

## HOW TO ORDER | CUSHION DINING

1. Select Item  
Cushioned  
Dining Chair



2. Select Frame Finish  
Finish Techniques

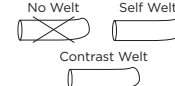


See Page 173 for Frame  
Finishes Available

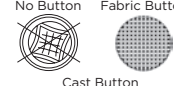
3. Select Main Cushion Fabric



4. Select Main Cushion Welt Fabric



5. Select Cushion Button



(6 Options Available)  
See Page 165 for Button Options

## HOW TO ORDER | SLING DINING

1. Select Item  
Sling Chaise  
Lounge



2. Select Frame Finish  
Finish Techniques



See Page 173 for Frame  
Finishes Available

3. Select Main Fabric



## HOW TO ORDER | PADDED SLING

1. Select Item  
Padded Sling  
Chaise Lounge



2. Select Frame Finish  
Finish Techniques



See Page 173 for Frame  
Finishes Available

3. Select Main Fabric



4. Select Back Sling Fabric







STACKABLE SLING CHAISE LOUNGE 1072S  
UMBRELLA BASE SIDE TABLE CCO24  
MARKET UMBRELLA UF11AT

**AS SHOWN:**  
FINISH PLATINUM TEX PP  
UMBRELLA FABRIC SAILING SALT H5C  
TABLE TOP SMOOTH ALUMINUM SA

## ORION CHAISE LOUNGE CHAIRS





# ORION

## SLING DINING

STACKABLE SLING DINING CHAIR **1075S**  
 SLING DINING SWIVEL ROCKER **1078S**  
 ICON DINING TABLE **RSD44**

**AS SHOWN:**  
 FINISH POLISHED WHITE **PW**  
 TABLE TOP SMOOTH ALUMINUM **SA**





**SLING DINING**  
**1075S** STACKABLE SLING DINING CHAIR  
**1075P** PADDED STACKABLE SLING DINING CHAIR  
 W - 26.5" D - 25" H - 36.5" SH - 17.5" AH - 24.5"



**SLING DINING**  
**1078S** SLING DINING SWIVEL ROCKER  
**1078P** PADDED SLING DINING SWIVEL ROCKER  
 W - 26.5" D - 25" H - 36.5" SH - 17.5" AH - 24.5"



**SLING DINING**  
**2185S** SLING DINING ARM CHAIR  
**2185P** PADDED SLING DINING ARM CHAIR  
 W - 23" D - 25.5" H - 34" SH - 17.5" AH - 26"



**SLING DINING**  
**2175S** SLING DINING ARMLESS CHAIR  
**2175P** PADDED SLING DINING ARMLESS CHAIR  
 W - 23" D - 25.5" H - 34" SH - 17.5"



**SLING DINING**  
**1072S** STACKABLE SLING CHAISE LOUNGE  
**1072P** PADDED STACKABLE SLING CHAISE LOUNGE  
 W - 31.5" D - 83.5" H - 40" SH - 14.5"



**CUSHION DINING**  
**3189T**  
 CUSHIONED ARMLESS HIGH BAR STOOL  
 W - 19" D - 24" H - 45.5" SH - 33"



**CUSHION DINING**  
**3109T**  
 CUSHIONED ARMLESS BAR STOOL  
 W - 19" D - 24" H - 42.5" SH - 30"



**CUSHION DINING**  
**3109MT**  
 CUSHIONED ARMLESS COUNTER STOOL  
 W - 19" D - 24" H - 37.5" SH - 25.5"

## HOW TO ORDER | CUSHION DINING

1. Select Item  
 Cushioned Armless  
 High Bar Stool



2. Select Frame Finish  
 Finish Techniques

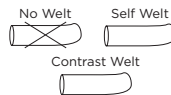
- STANDARD
- LUXE
- BRUSHED
- ANTIQUE

See Page 173 for Frame  
 Finishes Available

3. Select Main Cushion Fabric



4. Select Main Cushion Welt Fabric



## HOW TO ORDER | SLING DINING

1. Select Item  
 Sling Dining Chair



2. Select Frame Finish  
 Finish Techniques

- STANDARD
- LUXE
- BRUSHED
- ANTIQUE

See Page 173 for Frame  
 Finishes Available

3. Select Main Fabric



## HOW TO ORDER | PADDED SLING

1. Select Item  
 Padded Sling  
 Dining Chair



2. Select Frame Finish  
 Finish Techniques

- STANDARD
- LUXE
- BRUSHED
- ANTIQUE

See Page 173 for Frame  
 Finishes Available

3. Select Main Fabric



4. Select Back Sling Fabric







# PARK PLACE

## SECTIONAL SEATING





**AS SHOWN:**  
FINISH JASMINE JS  
TABLE TOP LIVE EDGE MAHOGANY WITH WALNUT R2

SECTIONAL LOUNGE OTTOMAN **2223T**  
ALTRA COFFEE TABLE **ARC3248**  
ALTRA SIDE TABLE **ASP20**

SECTIONAL LEFT ARM LOUNGE CHAIR **2221T**  
SECTIONAL RIGHT ARM LOUNGE CHAIR **2222T**  
SECTIONAL ARMLESS LOUNGE CHAIR **2224T**  
SECTIONAL CORNER LOUNGE CHAIR **2225T**





## PARK PLACE DEEP SEATING

CUSHIONED LOUNGE CHAIR **2210T**  
 CUSHIONED SOFA **2214T**  
 CUSHIONED LOUNGE OTTOMAN **2213T**  
 ALTRA FIREPIT COFFEE TABLE **TRF32WL**  
 ALTRA SIDE TABLE **ASP20**

**AS SHOWN:**  
 FINISH JASMINE JS  
 TABLE TOP LIVE EDGE MAHOGANY WITH WALNUT R2  
 FIREPIT MEDIA TEQUILA TQ





**AS SHOWN:**  
FINISH JASMINE JS  
TABLE TOP LIVE EDGE MAHOGANY WITH WALNUT R2

CUSHIONED DINING CHAIR 2206T  
CUSHIONED DINING SWIVEL ROCKER 2207T  
ALTRA DINING TABLE ARD84

## PARK PLACE CUSHION DINING





## PARK PLACE

### SLING DINING

SLING DINING CHAIR 2275S  
 SLING DINING SWIVEL ROCKER 2278S  
 ALTRA DINING TABLE ARD84

**AS SHOWN:**  
 FINISH JASMINE JS  
 MAIN FABRIC SAILING SALT H5C  
 TABLE TOP LIVE EDGE MAHOGANY WITH WALNUT R2





SECTIONAL SEATING  
**2221T** SECTIONAL LEFT ARM LOUNGE CHAIR  
 INCLUDES ONE ACCENT PILLOW **CUS71K**

W - 34.5" D - 33" H - 32" SH - 21" AH - 25"



SECTIONAL SEATING  
**2222T** SECTIONAL RIGHT ARM LOUNGE CHAIR  
 INCLUDES ONE ACCENT PILLOW **CUS71K**

W - 34.5" D - 33" H - 32" SH - 21" AH - 25"



SECTIONAL SEATING  
**2224T** SECTIONAL ARMLESS LOUNGE CHAIR  
 INCLUDES ONE ACCENT PILLOW **CUS71K**

W - 32.5" D - 33" H - 32" SH - 21"



SECTIONAL SEATING  
**2225T** SECTIONAL CORNER LOUNGE CHAIR  
 INCLUDES ONE ACCENT PILLOW **CUS71K**

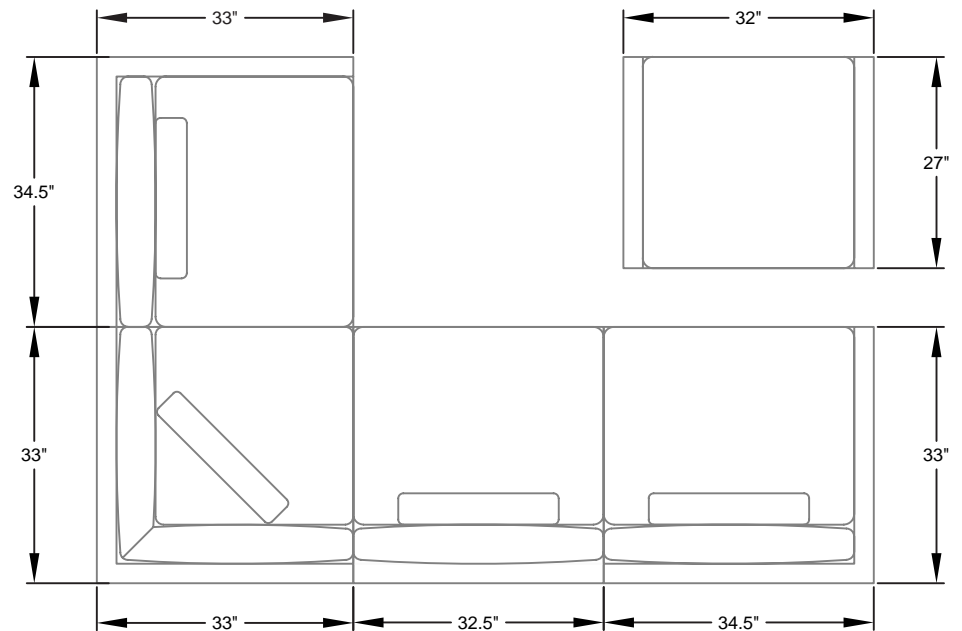
W - 33" D - 33" H - 32" SH - 21"



SECTIONAL SEATING  
**2223T**  
 SECTIONAL LOUNGE OTTOMAN

W - 32" D - 27" SH - 21"

## SECTIONAL SEATING DIAGRAM





# PARK PLACE



DEEP SEATING  
**2210T** CUSHIONED LOUNGE CHAIR  
INCLUDES ONE ACCENT PILLOW **CUS71K**

W - 31" D - 33" H - 32" SH - 21" AH - 25"



DEEP SEATING  
**2215T** CUSHIONED LOUNGE SWIVEL ROCKER  
INCLUDES ONE ACCENT PILLOW **CUS71K**

W - 31" D - 33" H - 32" SH - 21" AH - 25"



DEEP SEATING  
**2211T** CUSHIONED LOVESEAT  
INCLUDES TWO ACCENT PILLOWS **CUS71K**

W - 57" D - 33" H - 32" SH - 21" AH - 25"



DEEP SEATING  
**2235R** HIGH BACK LOUNGE SWIVEL ROCKER  
INCLUDES ONE ACCENT PILLOW **CUS71KR**

W - 31" D - 36" H - 38.5" SH - 19" AH - 25"  
**AVAILABLE ONLY WITHOUT WELT**



DEEP SEATING  
**2230R** HIGH BACK CUSHIONED LOUNGE CHAIR  
INCLUDES ONE ACCENT PILLOW **CUS71KR**

W - 31" D - 36" H - 38.5" SH - 19" AH - 25"  
**AVAILABLE ONLY WITHOUT WELT**



DEEP SEATING  
**2213T**  
CUSHIONED LOUNGE OTTOMAN

W - 31" D - 26.5" SH - 20"



DEEP SEATING  
**2214T** CUSHIONED SOFA  
INCLUDES THREE ACCENT PILLOWS **CUS71K**

W - 83" D - 33" H - 32" SH - 21" AH - 25"



**2260T**  
CUSHIONED SUNBED  
INCLUDES TWO THROW PILLOWS **CS20**

W - 78" D - 78" H - 18" SH - 44"



CUSHION DINING  
**2206T**  
CUSHIONED DINING CHAIR

W - 27" D - 30" H - 35.5" SH - 20" AH - 25"



CUSHION DINING  
**2207T**  
CUSHIONED DINING SWIVEL ROCKER

W - 27" D - 30" H - 35.5" SH - 20" AH - 25"



CUSHION DINING  
**2212T**  
CUSHIONED CHAISE LOUNGE

W - 28.5" D - 84" H - 46.5" SH - 22" AH - 25"



CUSHION DINING  
**2252T**  
CUSHIONED DOUBLE CHAISE LOUNGE

W - 54" D - 84" H - 46.5" SH - 22" AH - 25"



**2262T**  
CABANA DAYBED (SHADE ONLY)  
INCLUDES TWO THROW PILLOWS **CS20**

W - 78" D - 78" H - 78" SH - 18"





SLING DINING  
**2275S** SLING DINING CHAIR  
**2275P** PADDED SLING DINING CHAIR

W - 26" D - 27.5" H - 37" SH - 17.5" AH - 25"



SLING DINING  
**2278S** SLING DINING SWIVEL ROCKER  
**2278P** PADDED SLING DINING SWIVEL ROCKER

W - 26" D - 27.5" H - 37" SH - 17.5" AH - 25"



SLING DINING  
**2279S** HIGH BACK SLING SWIVEL BAR STOOL  
**2279P** PADDED HIGH BACK SWIVEL BAR STOOL

W - 25.5" D - 28.5" H - 50.5" SH - 30" AH - 38"



SLING DINING  
**2279MS** HIGH BACK SLING SWIVEL COUNTER STOOL  
**2279MP** PADDED HIGH BACK SWIVEL COUNTER STOOL

W - 25.5" D - 28.5" H - 45.5" SH - 25" AH - 33"



SLING DINING  
**2272S** SLING CHAISE LOUNGE  
**2272P** PADDED SLING CHAISE LOUNGE

W - 28.5" D - 81" H - 41" SH - 14.5" AH - 25"

## HOW TO ORDER | DEEP SEATING | SECTIONAL SEATING

1. Select Item  
 Cushioned  
 Lounge Chair



2. Select Frame Finish  
 Finish Techniques



See Page 173 for Frame  
 Finishes Available

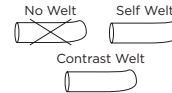
3. Select Main Cushion Fabric



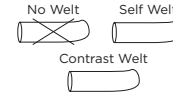
4. Select Pillow Fabric



5. Select Main Cushion Welt Fabric



6. Select Pillow Fabric Welt



## HOW TO ORDER | CUSHION DINING

1. Select Item  
 Cushioned  
 Dining Chair



2. Select Frame Finish  
 Finish Techniques

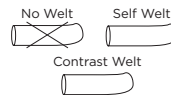


See Page 173 for Frame  
 Finishes Available

3. Select Main Cushion Fabric



4. Select Main Cushion Welt Fabric



## HOW TO ORDER | SLING DINING

1. Select Item  
 Sling Dining Chair



2. Select Frame Finish  
 Finish Techniques



See Page 173 for Frame  
 Finishes Available

3. Select Main Fabric



## HOW TO ORDER | PADDED SLING

1. Select Item  
 Padded Sling  
 Dining Chair



2. Select Frame Finish  
 Finish Techniques



See Page 173 for Frame  
 Finishes Available

3. Select Main Fabric



4. Select Back Sling Fabric







**PRISM**  
DEEP SEATING





**AS SHOWN:**  
FINISH MATTE BLACK MB  
BACK PANEL FINISH CAST IRON CI  
MAIN FABRIC SPOTLIGHT PEBBLE G7D

CUSHIONED LOUNGE CHAIR OE10B  
CUSHIONED SOFA OE14B  
MODERNA COFFEE TABLE HRC3042  
MODERNA SIDE TABLE HSS20





## PRISM SECTIONAL SEATING

SECTIONAL LEFT ARM LOUNGE CHAIR **OE21B**  
 SECTIONAL RIGHT ARM LOUNGE CHAIR **OE22B**  
 SECTIONAL ARMLESS LOUNGE CHAIR **OE24B**  
 SECTIONAL CORNER LOUNGE CHAIR **OE26B**  
 ICON FIREPIT COFFEE TABLE **RRF32WL**  
 MODERNA SIDE TABLE **HSS20**

**AS SHOWN:**  
 FINISH MATTE BLACK **MB**  
 BACK PANEL FINISH CAST IRON **CI**  
 MAIN FABRIC IDOL CLOUD **J9W**  
 FIREPIT MEDIA BLACK **BK**





PARTNERSHIPS

CONTEMPORARY

TRADITIONAL

TRANSITIONAL

TABLES & TOPS

ACCESSORIES

FABRICS & FINISHES

ORDERING TOOLS

PRISM





# PRISM SLING DINING





**AS SHOWN:**  
SLING DINING FINISH PLATINUM TEX PP  
MAIN FABRIC SAILING SALT H5C  
TABLE BASE FINISH MATTE WHITE WT  
TABLE TOP SMOOTH ALUMINUM SA  
TABLE TOP FINISH MATTE GUNMETAL MG

SLING DINING CHAIR OE75S  
SLING DINING SWIVEL ROCKER OE78S  
PARSON DINING EXTENSION TABLE CIRDE140



# PRISM



SECTIONAL SEATING  
**0E21B**  
SECTIONAL LEFT ARM LOUNGE CHAIR

W - 40.5" D - 36.5" H - 39" SH - 19" AH - 25"



SECTIONAL SEATING  
**0E22B**  
SECTIONAL RIGHT ARM LOUNGE CHAIR

W - 40.5" D - 36.5" H - 39" SH - 19" AH - 25"



SECTIONAL SEATING  
**0E24B**  
SECTIONAL ARMLESS LOUNGE CHAIR

W - 38" D - 36.5" H - 39" SH - 19"



SECTIONAL SEATING  
**0E26B**  
SECTIONAL CORNER LOUNGE CHAIR

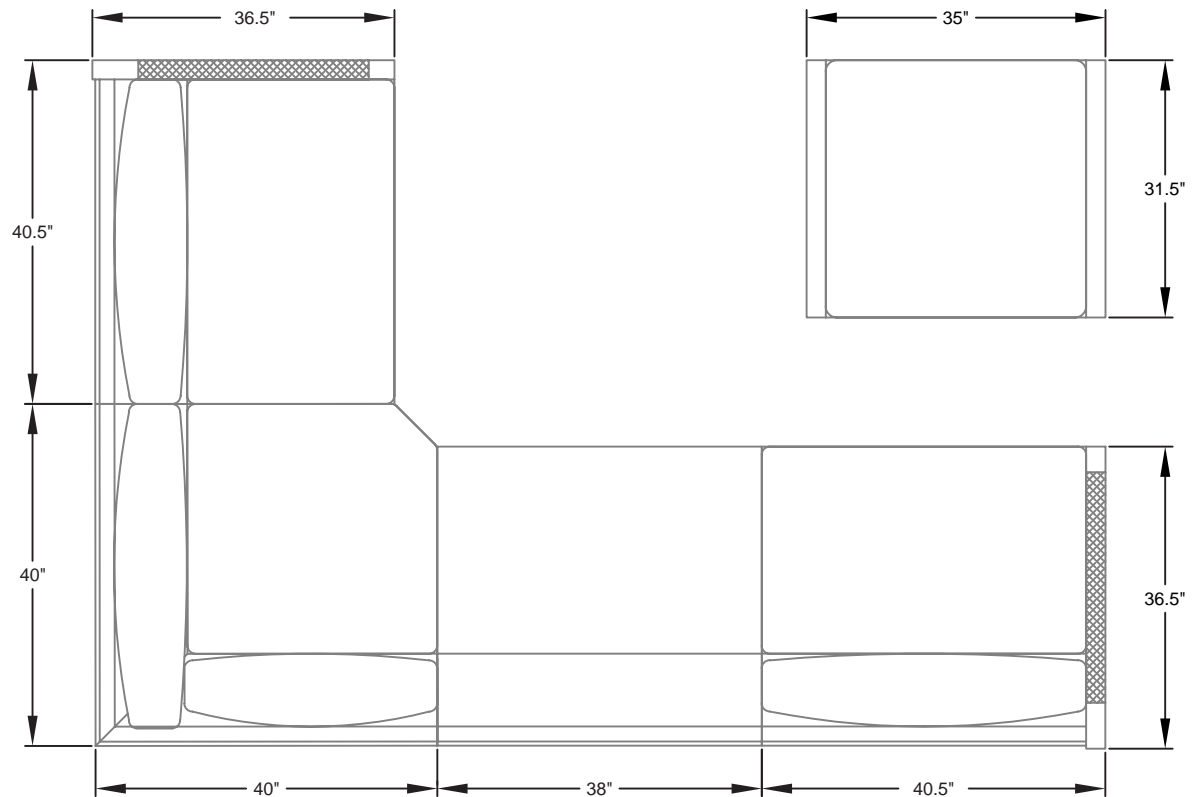
W - 58" D - 36.5" H - 39" SH - 19"



SECTIONAL SEATING  
**0E23B**  
SECTIONAL LOUNGE OTTOMAN

W - 35" D - 31.5" SH - 19"

## SECTIONAL SEATING DIAGRAM







DEEP SEATING  
**0E10B**  
CUSHIONED LOUNGE CHAIR

W - 30.5" D - 36.5" H - 39" SH - 19" AH - 25"



DEEP SEATING  
**0E15B**  
CUSHIONED LOUNGE SWIVEL ROCKER

W - 30.5" D - 36.5" H - 39" SH - 19" AH - 25"



DEEP SEATING  
**0E16RB**  
CUSHIONED LOUNGE ROCKING CHAIR

W - 30.5" D - 38.5" H - 37" SH - 21" AH - 26.75"



DEEP SEATING  
**0E11B**  
CUSHIONED LOVESEAT

W - 56.5" D - 36.5" H - 39" SH - 19" AH - 25"



SLING DINING  
**0E78S** SLING SWIVEL ROCKER  
**0E78P** PADDED SLING SWIVEL ROCKER

W - 25.5" D - 28.5" H - 36.75" SH - 18" AH - 25"



SLING DINING  
**0E75S** SLING DINING CHAIR  
**0E75P** PADDED SLING DINING CHAIR

W - 25.5" D - 28.5" H - 36.75" SH - 18" AH - 25"



DEEP SEATING  
**0E13B**  
CUSHIONED LOUNGE OTTOMAN

W - 30.5" D - 25" SH - 19"



DEEP SEATING  
**0E14B**  
CUSHIONED SOFA

W - 82.5" D - 36.5" H - 39" SH - 19" AH - 25"



SLING DINING  
**0E92S** SLING CHAISE LOUNGE  
**0E92P** PADDED SLING CHAISE LOUNGE

W - 28.5" D - 81" H - 41" SH - 14.5"

## HOW TO ORDER | DEEP SEATING | SECTIONAL SEATING

1. Select Item  
Cushioned  
Lounge Chair



2. Select Frame Finish  
Finish Techniques

- STANDARD
- LUXE
- BRUSHED
- ANTIQUE

See Page 173 for Frame  
Finishes Available

3. Select Back Panel Finish



Finish Techniques

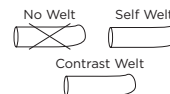
- STANDARD
- LUXE
- BRUSHED
- ANTIQUE

See Page 173 for Frame  
Finishes Available

4. Select Main Cushion Fabric



5. Select Main Cushion Welt Fabric



## HOW TO ORDER | SLING DINING

1. Select Item  
Sling Dining Chair



2. Select Frame Finish  
Finish Techniques

- STANDARD
- LUXE
- BRUSHED
- ANTIQUE

See Page 173 for Frame  
Finishes Available

3. Select Main Fabric



## HOW TO ORDER | PADDED SLING

1. Select Item  
Padded Sling  
Dining Chair



2. Select Frame Finish  
Finish Techniques

- STANDARD
- LUXE
- BRUSHED
- ANTIQUE

See Page 173 for Frame  
Finishes Available

3. Select Main Fabric



4. Select Back Sling Fabric







# TRENTO

## DEEP SEATING





**AS SHOWN:**  
FINISH PLATINUM TEX **PP**  
MAIN FABRIC SAILCLOTH SALT **G6C**  
PILLOW FABRIC PANAMA NAVI **B2X**  
TABLE TOP ALUMINUM SLAT **SL**  
FIREPIT MEDIA TEQUILA **TQ**

CUSHIONED LOUNGE CHAIR **3130T**  
CUSHIONED LOVESEAT **3131T**  
CUSHIONED SOFA **3134T**  
OPTIONAL THROW PILLOWS **CS17**  
MODERNA FIREPIT COFFEE TABLE **PSF42WL**  
MODERNA SIDE TABLE **HSS20**





## TRENTO

### CUSHION DINING

CUSHIONED DINING CHAIR **3136T**  
 CUSHIONED DINING SWIVEL ROCKER **3137T**  
 MODERNA DINING TABLE **HRDK84**

**AS SHOWN:**  
 FINISH PLATINUM TEX PP  
 TABLE TOP ALUMINUM SLAT **SL**





**AS SHOWN:**  
FINISH PLATINUM TEX PP  
MAIN FABRIC SAILING SALT H5C  
TABLE TOP LIVE EDGE DARK RUM WITH DRIFTWOOD R1

SLING DINING CHAIR 3175S  
SLING DINING SWIVEL ROCKER 3178S  
MODERNA DINING TABLE HRDK84

# TRENTO

## SLING DINING



# TRENTO



DEEP SEATING  
**3130T**  
CUSHIONED LOUNGE CHAIR

W - 29" D - 32" H - 37.5" SH - 21" AH - 24"



DEEP SEATING  
**3135T**  
CUSHIONED LOUNGE SWIVEL ROCKER

W - 29" D - 32" H - 37.5" SH - 21" AH - 24"



DEEP SEATING  
**3131T**  
CUSHIONED LOVESEAT

W - 53" D - 32" H - 37.5" SH - 21" AH - 24"



DEEP SEATING  
**3134T**  
CUSHIONED SOFA

W - 77" D - 32" H - 37.5" SH - 21" AH - 24"



DEEP SEATING  
**3133T**  
CUSHIONED LOUNGE OTTOMAN

W - 29" D - 24" SH - 20"



CUSHION DINING  
**3136T**  
CUSHIONED DINING CHAIR

W - 27" D - 30" H - 35.5" SH - 20" AH - 24"



CUSHION DINING  
**3137T**  
CUSHIONED DINING SWIVEL ROCKER

W - 27" D - 30" H - 35.5" SH - 20" AH - 24"



CUSHION DINING  
**3132T**  
CUSHIONED CHAISE LOUNGE

W - 28.5" D - 84" H - 46.5" SH - 22" AH - 24"





SLING DINING  
**3175S** SLING DINING CHAIR  
**3175P** PADDED SLING DINING CHAIR  
 W - 25.5" D - 26.5" H - 37" SH - 17.5" AH - 24"



SLING DINING  
**3178S** SLING DINING SWIVEL ROCKER  
**3178P** PADDED SLING DINING SWIVEL ROCKER  
 W - 25.5" D - 26.5" H - 37" SH - 17.5" AH - 24"



SLING DINING  
**3192S** SLING CHAISE LOUNGE  
**3192P** PADDED SLING CHAISE LOUNGE  
 W - 28.5" D - 81" H - 41" SH - 14.5" AH - 24"



SLING DINING  
**3179MS** SLING SWIVEL COUNTER STOOL  
**3179MP** PADDED SWIVEL COUNTER STOOL  
 W - 25.5" D - 28" H - 45.5" SH - 24.5" AH - 32"

## HOW TO ORDER | DEEP SEATING

1. Select Item  
 Cushioned  
 Lounge Chair



2. Select Frame Finish  
 Finish Techniques

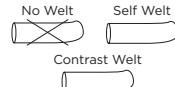
- STANDARD
- LUXE
- BRUSHED
- ANTIQUE

See Page 173 for Frame  
 Finishes Available

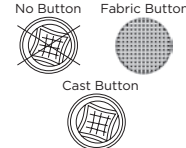
3. Select Main Cushion Fabric



4. Select Main Cushion Welt Fabric



5. Select Cushion Button



(6 Options Available)  
 See Page 165 for Button Options

## HOW TO ORDER | CUSHION DINING

1. Select Item  
 Cushioned  
 Dining Chair



2. Select Frame Finish  
 Finish Techniques

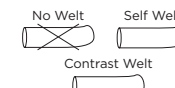
- STANDARD
- LUXE
- BRUSHED
- ANTIQUE

See Page 173 for Frame  
 Finishes Available

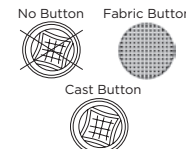
3. Select Main Cushion Fabric



4. Select Main Cushion Welt Fabric



5. Select Cushion Button



(6 Options Available)  
 See Page 165 for Button Options

## HOW TO ORDER | SLING DINING

1. Select Item  
 Sling Dining Chair



2. Select Frame Finish  
 Finish Techniques

- STANDARD
- LUXE
- BRUSHED
- ANTIQUE

See Page 173 for Frame  
 Finishes Available

3. Select Main Fabric



## HOW TO ORDER | PADDED SLING

1. Select Item  
 Padded Sling  
 Dining Chair



2. Select Frame Finish  
 Finish Techniques

- STANDARD
- LUXE
- BRUSHED
- ANTIQUE

See Page 173 for Frame  
 Finishes Available

3. Select Main Fabric



4. Select Back Sling Fabric





PARTNERSHIPS

CONTEMPORARY

TRADITIONAL

TRANSITIONAL

TABLES & TOPS

ACCESSORIES

FABRICS & FINISHES

ORDERING TOOLS



# LANCASTER

## DEEP SEATING





**AS SHOWN:**  
FINISH ANTIQUE BLACK **BR**  
MAIN FABRIC IDOL SNOW **J9T**  
MAIN WELT IDOL SNOW **J9T**  
CHAIR CAST DETAIL SALTIRE **B**  
BUTTON FORGED **14**

TABLE TOP ALUMINUM SLAT **SL**  
FIREPIT CAST DETAIL SALTIRE **B**  
FIREPIT MEDIA TEQUILA **TQ**

CUSHIONED LOUNGE CHAIR **9C10T**  
CUSHIONED LOVESEAT **9C11T**  
CUSHIONED SOFA **9C14T**  
CUSHIONED LOUNGE OTTOMAN **9C13T**  
LANCASTER FIREPIT COFFEE TABLE **C9SF38WL**  
CLASSICAL SQUARE SIDE TABLE **SSS20**





# LANCASTER

## CUSHION DINING

CUSHIONED DINING CHAIR **9C06T**  
 CUSHIONED DINING SWIVEL ROCKER **9C07T**

**AS SHOWN:**  
 FINISH MATTE GUNMETAL **MG**  
 MAIN FABRIC IDOL SNOW **J9T**  
 MAIN WELT IDOL SNOW **J9T**  
 CHAIR CAST DETAIL ELLIPSE **A**  
 BUTTON FORGED **14**  
 TABLE TOP WOODGRAIN WEATHERED WOOD **M3**





PARTNERSHIPS

CONTEMPORARY

TRADITIONAL

TRANSITIONAL

TABLES & TOPS

ACCESSORIES

FABRICS & FINISHES

ORDERING TOOLS

**AS SHOWN:**  
FINISH MATTE GUNMETAL MG  
MAIN FABRIC PUEBLO SMOKE H9P  
TABLE TOP SMOOTH ALUMINUM W2

SLING DINING CHAIR 9C96S  
SLING DINING SWIVEL ROCKER 9C97S  
PARSON DINING TABLE C1RDK78

# LANCASTER

## SLING DINING



## LANCASTER



DEEP SEATING  
**9C10T**  
CUSHIONED LOUNGE CHAIR

W - 30" D - 33" H - 38" SH - 21" AH - 24.5"



DEEP SEATING  
**9C15T**  
CUSHIONED LOUNGE SWIVEL ROCKER

W - 30" D - 33" H - 38" SH - 21" AH - 24.5"



DEEP SEATING  
**9C16T**  
HIGH BACK LOUNGE SWIVEL ROCKER

W - 30" D - 33" H - 43" SH - 21" AH - 24.5"



DEEP SEATING  
**9C11T**  
CUSHIONED LOVESEAT

W - 55.5" D - 33" H - 38" SH - 21" AH - 24.5"



DEEP SEATING  
**9C14T**  
CUSHIONED SOFA

W - 81.5" D - 33" H - 38" SH - 21" AH - 24.5"



DEEP SEATING  
**9C13T**  
CUSHIONED LOUNGE OTTOMAN

W - 30" D - 25" SH - 18"



CUSHION DINING  
**9C06T**  
CUSHIONED DINING CHAIR

W - 25.5" D - 32" H - 39" SH - 20.5" AH - 24.5"



CUSHION DINING  
**9C07T**  
CUSHIONED DINING SWIVEL ROCKER

W - 25.5" D - 32" H - 39" SH - 20.5" AH - 24.5"



CUSHION DINING  
**9C12T**  
CUSHIONED CHAISE LOUNGE

W - 30.5" D - 84" H - 46.5" SH - 22" AH - 24.5"

**CUSHIONED CHAISE LOUNGE IS ONLY AVAILABLE WITHOUT THE BACK DESIGN**

## LANCASTER CAST MOTIFS\*



CAST DETAIL  
**A** ELLIPSE



CAST DETAIL  
**B** SALTIRE



SQUARE FIREPIT COFFEE TABLE  
**C9SF38WL** FULLY WELDED  
LID INCLUDED

W - 38" D - 38" H - 24"

\*AVAILABLE ONLY FOR LANCASTER CHAIR BACKS AND FIREPITS

**NOTE:** FIREPIT TABLE TOP BORDER IS AVAILABLE IN THE FOLLOWING CAST DETAIL OPTIONS:

**SLA** - SLAT TOP WITH CAST DETAIL A  
**SLB** - SLAT TOP WITH CAST DETAIL B

\*\*CUSHIONED CHAISE LOUNGE IS ONLY AVAILABLE WITHOUT THE BACK DESIGN





SLING DINING  
**9C92S** SLING CHAISE LOUNGE  
**9C92P** PADDED SLING CHAISE LOUNGE  
 W - 30.5" D - 81" H - 41" SH - 14.5" AH - 24.5"



SLING DINING  
**9C97S** SLING DINING SWIVEL ROCKER  
**9C97P** PADDED SLING DINING SWIVEL ROCKER  
 W - 25" D - 29" H - 41" SH - 17.5" AH - 24.5"



SLING DINING  
**9C96S** SLING DINING CHAIR  
**9C96P** PADDED SLING DINING CHAIR  
 W - 25" D - 29" H - 41" SH - 17.5" AH - 24.5"

## HOW TO ORDER | DEEP SEATING

1. Select Item  
Cushioned  
Lounge Chair



2. Select Frame Finish  
Finish Techniques

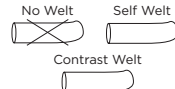


See Page 173 for Frame Finishes Available

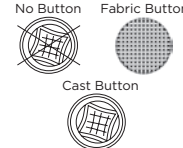
3. Select Main Cushion Fabric



4. Select Main Cushion Welt Fabric

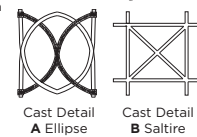


5. Select Cushion Button



(6 Options Available)  
See Page 165 for Button Options

6. Select Cast Motif



## HOW TO ORDER | CUSHION DINING

1. Select Item  
Cushioned  
Dining Chair



2. Select Frame Finish  
Finish Techniques

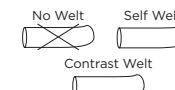


See Page 173 for Frame Finishes Available

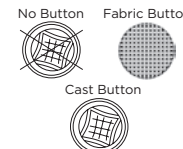
3. Select Main Cushion Fabric



4. Select Main Cushion Welt Fabric

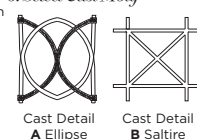


5. Select Cushion Button



(6 Options Available)  
See Page 165 for Button Options

6. Select Cast Motif



## HOW TO ORDER | SLING DINING

1. Select Item  
Sling Dining Chair



2. Select Frame Finish  
Finish Techniques



See Page 173 for Frame Finishes Available

3. Select Main Fabric



## HOW TO ORDER | PADDED SLING

1. Select Item  
Padded Sling  
Dining Chair



2. Select Frame Finish  
Finish Techniques



See Page 173 for Frame Finishes Available

3. Select Main Fabric



4. Select Back Sling Fabric





PARTNERSHIPS

CONTEMPORARY

TRADITIONAL

TRANSITIONAL

TABLES & TOPS

ACCESSORIES

FABRICS & FINISHES

ORDERING TOOLS



# LODGE DEEP SEATING





**AS SHOWN:**  
FINISH WEATHERED WOOD **BW**  
MAIN FABRIC KISMET MOSS **3GD**  
PILLOW FABRIC EXQUISITE MIST **3GM**  
OPTIONAL SQUARE THROW PILLOWS **CS17**  
TABLE TOP CAST ROPE **RP**

TWIG ROUND SIDE TABLE **B4CS16**  
TWIG ROUND SIDE TABLE **B4CO10**

CUSHIONED LOUNGE CHAIR **4B10T**  
HIGH BACK CUSHIONED LOUNGE SWIVEL ROCKER **4B16T**  
CUSHIONED SOFA **4B14T**  
TWIG ROUND COFFEE TABLE **B4CC32**  
TWIG ROUND SIDE TABLE **B4CP20**





## LODGE FORMAL DINING

FORMAL ARMLESS DINING CHAIR **4B70T**  
 FORMAL ARM DINING CHAIR **4B40T**  
 FORMAL ARM DINING SWIVEL ROCKER **4B48T**  
 BARBADOS DINING TABLE **A2RDK78**  
 OPTIONAL BACK PAD CUSHION **CUS4B40B**

**AS SHOWN:**  
 FINISH WEATHERED GRAY **WG**  
 MAIN FABRIC EXQUISITE MIST **3GM**  
 MAIN FABRIC MAKAR RAIN **3ZA**  
 TABLE TOP WHITE MARBLE ALUMINUM SLATE **J7**





DEEP SEATING  
**4B10T**  
 CUSHIONED LOUNGE CHAIR  
 -----  
 W - 30.5" D - 34.75" H - 36.5" SH - 19.25" AH - 24.5"



DEEP SEATING  
**4B16T**  
 HIGH BACK LOUNGE SWIVEL ROCKER  
 -----  
 W - 30.5" D - 36.75" H - 41.5" SH - 19.25" AH - 24.5"



DEEP SEATING  
**4B36T**  
 CUSHIONED LOUNGE ROCKING CHAIR  
 -----  
 W - 30.5" D - 44.75" H - 38.25" SH - 23.5" AH - 29.25"



DEEP SEATING  
**4B11T**  
 CUSHIONED LOVESEAT  
 -----  
 W - 55.75" D - 34.75" H - 36.5" SH - 19.25" AH - 24.5"



DEEP SEATING  
**4B13T**  
 CUSHIONED LOUNGE OTTOMAN  
 -----  
 W - 26.75" D - 24.75" H - 19.25" SH - 19.25"



DEEP SEATING  
**4B14T**  
 CUSHIONED SOFA  
 -----  
 W - 81" D - 34.75" H - 36.5" SH - 19.25" AH - 24.5"



# LODGE



FORMAL DINING  
**4B40T** FORMAL ARM DINING CHAIR SHOWN  
WITH OPTIONAL BACK PAD CUSHION **CUS4B40B**

W - 26.5" D - 27.75" H - 36.5" SH - 20" AH - 24.5"



FORMAL DINING  
**4B48T** FORMAL ARM DINING SWIVEL ROCKER  
WITH OPTIONAL BACK PAD CUSHION **CUS4B40B**

W - 26.5" D - 27.75" H - 36.5" SH - 20" AH - 24.5"



FORMAL DINING  
**4B70T** FORMAL ARMLESS DINING CHAIR SHOWN  
WITH OPTIONAL BACK PAD CUSHION **CUS4B40B**

W - 26.5" D - 27.75" H - 36.5" SH - 20"



FORMAL DINING  
**CUS4B40B**  
OPTIONAL BACK PAD CUSHION

W - 22.5" D - 2" H - 19.5"



FORMAL DINING  
**4B53T**  
CUSHIONED COUNTER STOOL

W - 18.25" D - 18.25" H - 23.5" SH - 23.5"



FORMAL DINING  
**4B83T**  
CUSHIONED BAR STOOL

W - 18.25" D - 18.25" H - 28.5" SH - 28.5"



SLING DINING  
**4B92S** SLING CHAISE LOUNGE  
**4B92P** PADDED SLING CHAISE LOUNGE


W - 29.25" D - 80" H - 37" SH - 15" AH - 23.5"

## HOW TO ORDER | DEEP SEATING

1. Select Item  
Cushioned  
Lounge Chair



2. Select Frame Finish  
Finish Techniques

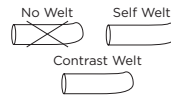


See Page 173 for Frame  
Finishes Available

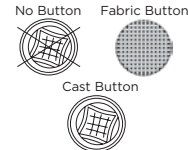
3. Select Main Cushion Fabric



4. Select Main Cushion Welt Fabric



6. Select Cushion Button



(6 Options Available)  
See Page 165 for Button Options

## HOW TO ORDER | FORMAL DINING

1. Select Item  
Formal Arm  
Dining Chair



2. Select Frame Finish  
Finish Techniques

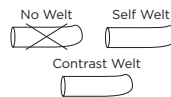


See Page 173 for Frame  
Finishes Available

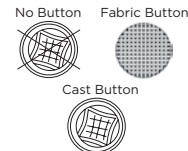
3. Select Main Cushion Fabric



4. Select Main Cushion Welt Fabric



5. Select Cushion Button




(6 Options Available)  
See Page 165 for Button Options

## HOW TO ORDER | SLING DINING

1. Select Item  
Sling Chaise  
Lounge



2. Select Frame Finish  
Finish Techniques



See Page 173 for Frame  
Finishes Available

3. Select Main Fabric



## HOW TO ORDER | PADDED SLING

1. Select Item  
Padded Sling  
Chaise Lounge



2. Select Frame Finish  
Finish Techniques



See Page 173 for Frame  
Finishes Available

3. Select Main Fabric



4. Select Back Sling Fabric







PARTNERSHIPS

CONTEMPORARY

TRADITIONAL

TRANSITIONAL

TABLES & TOPS

ACCESSORIES

FABRICS & FINISHES

ORDERING TOOLS

# MADRID



PARTNERSHIPS

CONTEMPORARY

TRADITIONAL

TRANSITIONAL

TABLES & TOPS

ACCESSORIES

FABRICS & FINISHES

ORDERING TOOLS



# MADRID

## CRESCENT SEATING





**AS SHOWN:**  
FINISH ANTIQUE DARK RUM **AD**  
MAIN FABRIC PANAMA COBBLESTONE **B2V**  
ACCENT PILLOW NEPTUNE BEACHGLASS **WOB**  
TABLE TOP SUNBURST **BU**  
FIREPIT MEDIA TEQUILA **TQ**

CUSHIONED CRESCENT LOVESEAT **3841T**  
CUSHIONED CRESCENT SOFA **3844T**  
CLASSICAL FIREPIT COFFEE TABLE **VCF48WL**  
CLASSICAL SIDE TABLE **SCP24**





## MADRID DEEP SEATING

CUSHIONED LOUNGE CHAIR **3810T**  
 CUSHIONED LOVESEAT **3811T**  
 CUSHIONED SOFA **3814T**  
 CUSHIONED LOUNGE OTTOMAN **3813T**  
 CLASSICAL FIREPIT COFFEE TABLE **VCF48WL**

**AS SHOWN:**  
 FINISH ANTIQUE DARK RUM **AD**  
 MAIN FABRIC PANAMA COBBLESTONE **B2V**  
 ACCENT PILLOW NEPTUNE BEACHGLASS **WOB**  
 TABLE TOP SUNBURST **BU**  
 FIREPIT MEDIA TEQUILA **TQ**





**AS SHOWN:**  
FINISH ANTIQUE DARK RUM **AD**  
MAIN FABRIC SYSTEM DUNE Y2D  
TABLE TOP SUNBURST **BU**  
FIREPIT MEDIA BLACK **BK**

SLING DINING CHAIR **3896S**  
SLING DINING SWIVEL ROCKER **3897S**  
CLASSICAL FIREPIT DINING TABLE **VRF108WL**

**MADRID**  
SLING DINING



## MADRID



DEEP SEATING  
**3810T** CUSHIONED LOUNGE CHAIR  
 INCLUDES ONE ACCENT PILLOW **CUS53K**

W - 30.5" D - 33.5" H - 38.5" SH - 21" AH - 25"



DEEP SEATING  
**3815T** CUSHIONED LOUNGE SWIVEL ROCKER  
 INCLUDES ONE ACCENT PILLOW **CUS53K**

W - 30.5" D - 33.5" H - 38.5" SH - 21" AH - 25"



DEEP SEATING  
**3816T** HIGH BACK LOUNGE SWIVEL ROCKER  
 INCLUDES ONE ACCENT PILLOW **CUS53K**

W - 30.5" D - 33.5" H - 43.5" SH - 21" AH - 25"



DEEP SEATING  
**3814T** CUSHIONED SOFA  
 INCLUDES THREE ACCENT PILLOWS **CUS53K**

W - 82.5" D - 33.5" H - 38.5" SH - 21" AH - 25"



DEEP SEATING  
**3813T**  
 CUSHIONED LOUNGE OTTOMAN

W - 30.5" D - 26.5" SH - 19.5"



CRESCENT SEATING  
**3841T** CUSHIONED CRESCENT LOVESEAT  
 INCLUDES TWO ACCENT PILLOWS **CUS53K**

W - 70" D - 37.5" H - 38.5" SH - 21" AH - 25"



CRESCENT SEATING  
**3844T** CUSHIONED CRESCENT SOFA  
 INCLUDES THREE ACCENT PILLOWS **CUS53K**

W - 93.5" D - 44.5" H - 38.5" SH - 21" AH - 25"



CUSHION DINING  
**3806T**  
 CUSHIONED DINING CHAIR

W - 25" D - 32" H - 40" SH - 20.5" AH - 24.5"



CUSHION DINING  
**3807T**  
 CUSHIONED DINING SWIVEL ROCKER

W - 25" D - 32" H - 40" SH - 20.5" AH - 24.5"



CUSHION DINING  
**3812T**  
 CUSHIONED CHAISE LOUNGE

W - 30.5" D - 84" H - 46.5" SH - 22" AH - 24"





**SLING LOUNGE**  
**3890S** SLING LOUNGE SWIVEL ROCKER  
**3890P** PADDED SLING LOUNGE SWIVEL ROCKER  
 W - 29" D - 30.5" H - 43" SH - 16" AH - 25"



**SLING DINING**  
**3897S** SLING DINING SWIVEL ROCKER  
**3897P** PADDED SLING DINING SWIVEL ROCKER  
 W - 25.5" D - 29.5" H - 40.5" SH - 17.5" AH - 25"



**SLING DINING**  
**3896S** SLING DINING CHAIR  
**3896P** PADDED SLING DINING CHAIR  
 W - 25.5" D - 29.5" H - 40.5" SH - 17.5" AH - 25"

## HOW TO ORDER | DEEP SEATING | CRESCENT SEATING

1. Select Item  
 Cushioned  
 Lounge Chair



2. Select Frame Finish  
 Finish Techniques

- STANDARD
- LUXE
- BRUSHED
- ANTIQUE

See Page 173 for Frame  
 Finishes Available

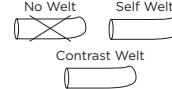
3. Select Main Cushion Fabric



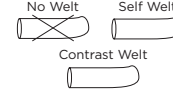
4. Select Pillow Fabric



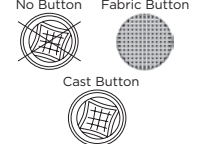
5. Select Main Cushion Welt Fabric



6. Select Pillow Fabric Welt



7. Select Cushion Button



(6 Options Available)  
 See Page 165 for Button Options

## HOW TO ORDER | CUSHION DINING

1. Select Item  
 Cushioned  
 Dining Chair



2. Select Frame Finish  
 Finish Techniques

- STANDARD
- LUXE
- BRUSHED
- ANTIQUE

See Page 173 for Frame  
 Finishes Available

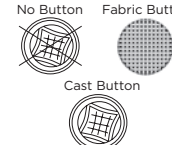
3. Select Main Cushion Fabric



4. Select Main Cushion Welt Fabric



5. Select Cushion Button



(6 Options Available)  
 See Page 165 for Button Options

## HOW TO ORDER | SLING DINING

1. Select Item  
 Sling Dining Chair



2. Select Frame Finish  
 Finish Techniques

- STANDARD
- LUXE
- BRUSHED
- ANTIQUE

See Page 173 for Frame  
 Finishes Available

3. Select Main Fabric



4. Select Back Sling Fabric



## HOW TO ORDER | PADDED SLING

1. Select Item  
 Padded Sling  
 Dining Chair



2. Select Frame Finish  
 Finish Techniques

- STANDARD
- LUXE
- BRUSHED
- ANTIQUE

See Page 173 for Frame  
 Finishes Available

3. Select Main Fabric



4. Select Back Sling Fabric





PARTNERSHIPS

CONTEMPORARY

TRADITIONAL

TRANSITIONAL

TABLES & TOPS

ACCESSORIES

FABRICS & FINISHES

ORDERING TOOLS



# MARQUIS

## DEEP SEATING





PARTNERSHIPS

CONTEMPORARY

TRADITIONAL

TRANSITIONAL

TABLES & TOPS

ACCESSORIES

FABRICS & FINISHES

ORDERING TOOLS

**AS SHOWN:**  
FINISH CAST IRON **CI**  
MAIN FABRIC IDOL SEAGULL **G8F**  
PILLOW FABRIC IDOL SEAGULL **G8F**  
TABLE TOP NATURAL ALUMINUM SLATE **J4**

CUSHIONED LOUNGE CHAIR **1D10R**  
CUSHIONED SOFA **1D14R**  
CUSHIONED ARMLESS BAR STOOL **1D79R**  
MARQUIS SQUARE SIDE TABLE **D1SS20**  
MARQUIS RECTANGULAR COFFEE TABLE **D1RC3248**





## MARQUIS FORMAL DINING

FORMAL ARM DINING CHAIR **1D40R**  
 FORMAL ARM DINING SWIVEL ROCKER **1D48R**  
 MARQUIS DINING TABLE **D1RD84**

**AS SHOWN:**  
 FINISH ANTIQUE DARK RUM AD  
 MAIN FABRIC IDOL SEAGULL **G8F**  
 TABLE TOP POLARIS ALUMINUM SLATE **J1**





**AS SHOWN:**  
FINISH ANTIQUE AUBURN AR  
TABLE TOP ONYX ALUMINUM SLATE K2

SLING DINING CHAIR 1D65S  
SLING DINING SWIVEL ROCKER 1D68S  
MARQUIS DINING TABLE 1D1CDK60

**MARQUIS**  
SLING DINING



# MARQUIS



DEEP SEATING  
**1D10R** CUSHIONED LOUNGE CHAIR  
INCLUDES ONE ACCENT PILLOW **CUS63K**

W - 27.5" D - 34" H - 38" SH - 20" AH - 25"



DEEP SEATING  
**1D16R** HIGH BACK LOUNGE SWIVEL ROCKER  
INCLUDES ONE ACCENT PILLOW **CUS63K**

W - 27.5" D - 35" H - 43" SH - 20" AH - 25"



DEEP SEATING  
**1D14R** CUSHIONED SOFA  
INCLUDES THREE ACCENT PILLOWS **CUS63K**

W - 78.5" D - 34" H - 38" SH - 20" AH - 25"



DEEP SEATING  
**1D13R**  
CUSHIONED LOUNGE OTTOMAN

W - 27.5" D - 23" H - 20" SH - 20"



FORMAL DINING  
**1D40R**  
FORMAL ARM DINING CHAIR

W - 22" D - 28.5" H - 36" SH - 19" AH - 25"



FORMAL DINING  
**1D48R**  
FORMAL ARM DINING SWIVEL ROCKER

W - 22" D - 28.5" H - 36" SH - 19" AH - 25"



FORMAL DINING  
**1D70R**  
FORMAL ARMLESS DINING CHAIR

W - 20" D - 28.5" H - 36" SH - 19"



FORMAL DINING  
**1D79R**  
CUSHIONED ARMLESS BAR STOOL

W - 20" D - 26.5" H - 42.5" SH - 30"



FORMAL DINING  
**1D59R**  
CUSHIONED ARMLESS COUNTER STOOL

W - 20" D - 26.5" H - 37.5" SH - 25"





SLING DINING  
**1D62S** SLING CHAISE LOUNGE  
**1D62P** PADDED SLING CHAISE LOUNGE  
 W/ OPTIONAL LOOSE PAD **CUSPAD92**

W - 25.5" D - 79" H - 42" SH - 15" AH - 23.5"



SLING DINING  
**1D68S** SLING DINING SWIVEL ROCKER  
**1D68P** PADDED SLING DINING SWIVEL ROCKER

W - 24" D - 26.5" H - 35.5" SH - 17" AH - 25"



SLING DINING  
**1D65S** SLING DINING CHAIR  
**1D65P** PADDED SLING DINING CHAIR


W - 24" D - 26.5" H - 35.5" SH - 17" AH - 25"

## HOW TO ORDER | DEEP SEATING

1. Select Item  
 Cushioned  
 Lounge Chair



2. Select Frame Finish  
 Finish Techniques



See Page 173 for Frame  
 Finishes Available

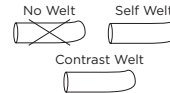
3. Select Main Cushion Fabric



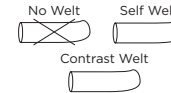
4. Select Pillow Fabric



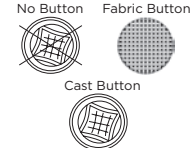
5. Select Main Cushion Welt Fabric



6. Select Pillow Fabric Welt



7. Select Cushion Button




(6 Options Available)  
 See Page 165 for Button Options

## HOW TO ORDER | FORMAL DINING

1. Select Item  
 Formal Arm  
 Dining Chair



2. Select Frame Finish  
 Finish Techniques

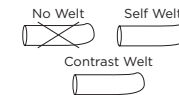


See Page 173 for Frame  
 Finishes Available

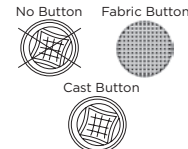
3. Select Main Cushion Fabric



4. Select Main Cushion Welt Fabric



5. Select Cushion Button




(6 Options Available)  
 See Page 165 for Button Options

## HOW TO ORDER | SLING DINING

1. Select Item  
 Sling Dining Chair



2. Select Frame Finish  
 Finish Techniques



See Page 173 for Frame  
 Finishes Available

3. Select Main Fabric



## HOW TO ORDER | PADDED SLING

1. Select Item  
 Padded Sling  
 Dining Chair



2. Select Frame Finish  
 Finish Techniques



See Page 173 for Frame  
 Finishes Available

3. Select Main Fabric



4. Select Back Sling Fabric





PARTNERSHIPS

CONTEMPORARY

TRADITIONAL

TRANSITIONAL

TABLES & TOPS

ACCESSORIES

FABRICS & FINISHES

ORDERING TOOLS



# MONTEREY CRESCENT SEATING





**AS SHOWN:**  
FINISH ANTIQUE DARK RUM AD  
MAIN FABRIC SAILCLOTH SAHARA G9A  
PILLOW FABRIC PALACIO BLOOM S2C  
PILLOW WELT PALACIO BLOOM S2C

BUTTON FORGED 14  
TABLE TOP FORGED FF  
FIREPIT MEDIA TEQUILA TQ

CUSHIONED CRESCENT SOFA 5844T  
CLASSICAL FIREPIT COFFEE TABLE VCF48WL  
VINTAGE SIDE TABLE NCP24





## MONTEREY DEEP SEATING

CUSHIONED LOUNGE CHAIR **5810T**  
 CUSHIONED SOFA **5814T**  
 CUSHIONED LOUNGE OTTOMAN **5813T**  
 CLASSICAL FIREPIT COFFEE TABLE **VRF32WL**  
 VINTAGE SIDE TABLE **NCP24**

**AS SHOWN:**  
 FINISH ANTIQUE DARK RUM **AD**  
 MAIN FABRIC SAILCLOTH SALT **G6C**  
 PILLOW FABRIC PALACIO BLOOM **S2C**

BUTTON FORGED **14**  
 TABLE TOP FORGED **FF**  
 FIREPIT MEDIA TEQUILA **TQ**





**AS SHOWN:**  
FINISH ANTIQUE DARK RUM AD  
MAIN FABRIC SAILCLOTH SAHARA G9A  
BUTTON FORGED 14  
TABLE TOP FORGED FF

CUSHIONED DINING CHAIR 5806T  
CUSHIONED DINING SWIVEL ROCKER 5807T  
VINTAGE DINING TABLE NOD84

## MONTEREY CUSHION DINING



PARTNERSHIPS

CONTEMPORARY

TRADITIONAL

TRANSITIONAL

TABLES & TOPS

ACCESSORIES

FABRICS & FINISHES

ORDERING TOOLS



# MONTEREY

## SLING DINING

SLING DINING CHAIR **5896S**  
 SLING DINING SWIVEL ROCKER **5897S**  
 CLASSICAL DINING TABLE **VRF108WL**

**AS SHOWN:**  
 FINISH ANTIQUE DARK RUM AD  
 TABLE TOP FORGED FF  
 FIREPIT MEDIA TEQUILA TQ





DEEP SEATING  
**5810T** CUSHIONED LOUNGE CHAIR  
 INCLUDES ONE ACCENT PILLOW **CUS53K**  
 -----  
 W - 30.5" D - 33.5" H - 38.5" SH - 21" AH - 24.5"



DEEP SEATING  
**5815T** CUSHIONED LOUNGE SWIVEL ROCKER  
 INCLUDES ONE ACCENT PILLOW **CUS53K**  
 -----  
 W - 30.5" D - 33.5" H - 38.5" SH - 21" AH - 24.5"



DEEP SEATING  
**5816T** HIGH BACK LOUNGE SWIVEL ROCKER  
 INCLUDES ONE ACCENT PILLOW **CUS53K**  
 -----  
 W - 30.5" D - 33.5" H - 43.5" SH - 21" AH - 24.5"



DEEP SEATING  
**5811T** CUSHIONED LOVESEAT  
 INCLUDES TWO ACCENT PILLOWS **CUS53K**  
 -----  
 W - 58" D - 33.5" H - 38.5" SH - 21" AH - 24.5"



DEEP SEATING  
**5814T** CUSHIONED SOFA  
 INCLUDES THREE ACCENT PILLOWS **CUS53K**  
 -----  
 W - 85.5" D - 33.5" H - 38.5" SH - 21" AH - 24.5"



DEEP SEATING  
**5813T**  
 CUSHIONED LOUNGE OTTOMAN  
 -----  
 W - 30.5" D - 26.5" SH - 19.5"



CRESCENT SEATING  
**5844T** CUSHIONED CRESCENT SOFA  
 INCLUDES THREE ACCENT PILLOWS **CUS53K**  
 -----  
 W - 93.5" D - 44.5" H - 38.5" SH - 21" AH - 24.5"



HIGH BACK DEEP SEATING  
**5830T** HIGH BACK CUSHIONED LOUNGE CHAIR  
 INCLUDES ONE ACCENT PILLOW **CUS53K**  
 -----  
 W - 30.5" D - 33.5" H - 43.5" SH - 21" AH - 24.5"



HIGH BACK DEEP SEATING  
**5834T** HIGH BACK CUSHIONED SOFA  
 INCLUDES THREE ACCENT PILLOWS **CUS53K**  
 -----  
 W - 85.5" D - 33.5" H - 43.5" SH - 21" AH - 24.5"



HIGH BACK CRESCENT SEATING  
**5864T** HIGH BACK CUSHIONED CRESCENT SOFA  
 INCLUDES THREE ACCENT PILLOWS **CUS53K**  
 -----  
 W - 93" D - 44.5" H - 43.5" SH - 21" AH - 24.5"



CUSHION DINING  
**5807T**  
 CUSHIONED DINING SWIVEL ROCKER  
 -----  
 W - 26.5" D - 32" H - 40" SH - 20.5" AH - 24.5"



CUSHION DINING  
**5806T**  
 CUSHIONED DINING CHAIR  
 -----  
 W - 26.5" D - 32" H - 40" SH - 20.5" AH - 24.5"



# MONTEREY



SLING DINING  
**5896S** SLING DINING CHAIR  
**5896P** PADDED SLING DINING CHAIR

W - 25.5" D - 29.5" H - 40.5" SH - 17.5" AH - 24.5"



SLING DINING  
**5897S** SLING DINING SWIVEL ROCKER  
**5897P** PADDED SLING DINING SWIVEL ROCKER

W - 25.5" D - 29.5" H - 40.5" SH - 17.5" AH - 24.5"



SLING LOUNGE  
**5890S** SLING LOUNGE SWIVEL ROCKER  
**5890P** PADDED SLING LOUNGE SWIVEL ROCKER

W - 29" D - 30.5" H - 43" SH - 16" AH - 24.5"



SLING DINING  
**5892S** SLING CHAISE LOUNGE  
**5892P** PADDED SLING CHAISE LOUNGE

W - 30" D - 81" H - 41" SH - 14.5" AH - 24.5"



SLING DINING  
**5899S** HIGH BACK SLING SWIVEL BAR STOOL  
**5899P** PADDED HIGH BACK SLING SWIVEL BAR STOOL

W - 24.5" D - 28.5" H - 51" SH - 30" AH - 38"



SLING DINING  
**5899MS** HIGH BACK SLING SWIVEL COUNTER STOOL  
**5899MP** PADDED HIGH BACK SLING SWIVEL COUNTER STOOL

W - 24.5" D - 28.5" H - 46" SH - 25" AH - 33"

## HOW TO ORDER | DEEP SEATING | CRESCENT SEATING | HIGH BACK DEEP SEATING | HIGH BACK CRESCENT SEATING

1. Select Item  
 Cushioned  
 Lounge Chair



2. Select Frame Finish  
 Finish Techniques



See Page 173 for Frame  
 Finishes Available

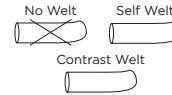
3. Select Main Cushion Fabric



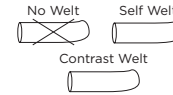
4. Select Pillow Fabric



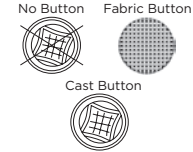
5. Select Main Cushion Welt Fabric



6. Select Pillow Fabric Welt



7. Select Cushion Button




## HOW TO ORDER | CUSHION DINING

1. Select Item  
 Cushioned  
 Dining Chair



2. Select Frame Finish  
 Finish Techniques

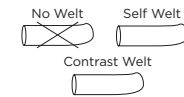


See Page 173 for Frame  
 Finishes Available

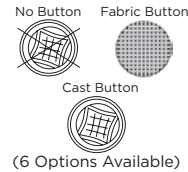
3. Select Main Cushion Fabric



4. Select Main Cushion Welt Fabric



5. Select Cushion Button




## HOW TO ORDER | SLING DINING

1. Select Item  
 Sling Dining Chair



2. Select Frame Finish  
 Finish Techniques



See Page 173 for Frame  
 Finishes Available

3. Select Main Fabric



## HOW TO ORDER | PADDED SLING

1. Select Item  
 Padded Sling  
 Dining Chair



2. Select Frame Finish  
 Finish Techniques



See Page 173 for Frame  
 Finishes Available

3. Select Main Fabric



4. Select Back Sling Fabric







PARTNERSHIPS

CONTEMPORARY

TRADITIONAL

TRANSITIONAL

TABLES & TOPS

ACCESSORIES

FABRICS & FINISHES

ORDERING TOOLS

NICOYA



PARTNERSHIPS

CONTEMPORARY

TRADITIONAL

TRANSITIONAL

TABLES & TOPS

ACCESSORIES

FABRICS & FINISHES

ORDERING TOOLS



# NICOYA

## DEEP SEATING





**AS SHOWN:**  
FINISH WEATHERED DARK RUM **WD**  
MAIN FABRIC CASTILLO PUTTY **M2D**  
PILLOW FABRIC MAYA CASHMERE **3GJ**  
TABLE TOP PATINA FACETS SLATE CAST TOP **G1**  
FIREPIT MEDIA TEQUILA **TQ**

CUSHIONED LOUNGE CHAIR **5A10R**  
CUSHIONED LOVESEAT **5A11R**  
CUSHIONED SOFA **5A14R**  
NICOYA FIREPIT COFFEE TABLE **A5CF48WL**  
NICOYA SIDE TABLE **A5EP20**





# NICOYA

## FORMAL DINING

FORMAL ARM DINING CHAIR **5A40R**  
 FORMAL ARM DINING SWIVEL ROCKER **5A48R**  
 CLASSICAL DINING TABLE **SRDK108**

**AS SHOWN:**  
 FINISH TEAK **TK**  
 MAIN FABRIC STATIC SNOW **R2H**  
 TABLE TOP LIVE EDGE WEATHERED WOOD WITH WALNUT **R3**





**AS SHOWN:**  
 FINISH TEAK TK  
 MAIN FABRIC SAILING SALT H5C  
 WHITE MARBLE FACETS SLATE CAST TOP F7

SLING DINING CHAIR 5A65S  
 SLING DINING SWIVEL ROCKER 5A68S  
 NICOYA DINING TABLE A5CDK60

**NICOYA**  
 SLING DINING





DEEP SEATING  
**5A10R** CUSHIONED LOUNGE CHAIR  
 INCLUDES ONE ACCENT PILLOW **CUS71K**

W - 29.5" D - 36.5" H - 36.5" SH - 19.5" AH - 23.75"



DEEP SEATING  
**5A16R** HIGH BACK LOUNGE SWIVEL ROCKER  
 INCLUDES ONE ACCENT PILLOW **CUS71K**

W - 29.5" D - 36.5" H - 41.5" SH - 19.5" AH - 23.75"



DEEP SEATING  
**5A11R** CUSHIONED LOUNGE LOVESEAT  
 INCLUDES TWO ACCENT PILLOWS **CUS71K**

W - 55.5" D - 36.5" H - 36.5" SH - 19.5" AH - 23.75"



DEEP SEATING  
**5A14R** CUSHIONED LOUNGE SOFA  
 INCLUDES THREE ACCENT PILLOWS **CUS71K**

W - 81.5" D - 36.5" H - 36.5" SH - 19.5" AH - 23.75"



DEEP SEATING  
**5A13R**  
 CUSHIONED LOUNGE OTTOMAN

W - 29.5" D - 24" SH - 19.5"



FORMAL DINING  
**5A40R**  
 FORMAL ARM DINING CHAIR

W - 23.5" D - 28.5" H - 36.75" SH - 19" AH - 23.75"



FORMAL DINING  
**5A48R**  
 FORMAL ARM DINING SWIVEL ROCKER

W - 23.5" D - 28.5" H - 36.75" SH - 19" AH - 23.75"





**SLING DINING**  
**5A68S** SLING DINING SWIVEL ROCKER  
**5A68P** PADDED SLING DINING SWIVEL ROCKER  
 W - 24.5" D - 27.5" H - 35.75" SH - 19" AH - 26.5"



**SLING DINING**  
**5A65S** SLING DINING CHAIR  
**5A65P** PADDED SLING DINING CHAIR  
 W - 24.5" D - 27.5" H - 35.75" SH - 19" AH - 26.5"

## HOW TO ORDER | DEEP SEATING

1. Select Item  
Cushioned  
Lounge Chair



2. Select Frame Finish  
Finish Techniques



See Page 173 for Frame Finishes Available

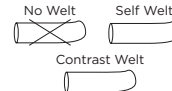
3. Select Main Cushion Fabric



4. Select Pillow Fabric



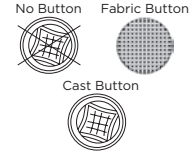
5. Select Main Cushion Welt Fabric



6. Select Pillow Fabric Welt



7. Select Cushion Button



(6 Options Available)  
See Page 165 for Button Options

## HOW TO ORDER | FORMAL DINING

1. Select Item  
Formal Arm  
Dining Chair



2. Select Frame Finish  
Finish Techniques

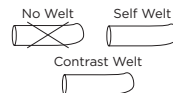


See Page 173 for Frame Finishes Available

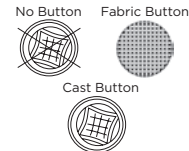
3. Select Main Cushion Fabric



4. Select Main Cushion Welt Fabric



5. Select Cushion Button



(6 Options Available)  
See Page 165 for Button Options

## HOW TO ORDER | SLING DINING

1. Select Item  
Sling Dining Chair



2. Select Frame Finish  
Finish Techniques



See Page 173 for Frame Finishes Available

3. Select Main Fabric



## HOW TO ORDER | PADDED SLING

1. Select Item  
Padded Sling  
Dining Chair



2. Select Frame Finish  
Finish Techniques



See Page 173 for Frame Finishes Available

3. Select Main Fabric



4. Select Back Sling Fabric





PARTNERSHIPS

CONTEMPORARY

TRADITIONAL

TRANSITIONAL

TABLES & TOPS

ACCESSORIES

FABRICS & FINISHES

ORDERING TOOLS



# SANTA FE

## CRESCENT SEATING





**AS SHOWN:**  
FINISH ANTIQUE BLACK WALNUT **AW**  
MAIN FABRIC CHARTRES MALT **G6B**  
PILLOW FABRIC CHARTRES MALT **G6B**  
BUTTON FORGED **14**  
TABLE TOP FORGED **FF**  
FIREPIT MEDIA TEQUILA **TQ**

CUSHIONED CRESCENT SOFA **1444T**  
CLASSICAL FIREPIT COFFEE TABLE **VCF48WL**  
VINTAGE SIDE TABLE **NCP24**





## SANTA FE CUSHION DINING

CUSHIONED DINING CHAIR **1406T**  
 CUSHIONED DINING SWIVEL ROCKER **1407T**  
 VINTAGE DINING TABLE **NRD84**

**AS SHOWN:**  
 FINISH ANTIQUE BLACK WALNUT **AW**  
 MAIN FABRIC CHARTRES MALT **G6B**  
 BUTTON FORGED **14**  
 TABLE TOP SUNBURST **BU**





DEEP SEATING  
**1430T** CUSHIONED LOUNGE CHAIR  
INCLUDES TWO BOLSTERS **CUS14K**

W - 32" D - 39" H - 45" SH - 21" AH - 26"



DEEP SEATING  
**1436T** CUSHIONED LOUNGE SWIVEL ROCKER  
INCLUDES TWO BOLSTERS **CUS14K**

W - 32" D - 39" H - 45" SH - 21" AH - 26"



DEEP SEATING  
**1434T** CUSHIONED SOFA  
INCLUDES TWO BOLSTERS **CUS14K**

W - 82" D - 39" H - 45" SH - 21" AH - 26"



DEEP SEATING  
**1433T**  
CUSHIONED OTTOMAN

W - 32" D - 23" SH - 19"



CRESCENT SEATING  
**1444T** CUSHIONED CRESCENT SOFA  
INCLUDES TWO BOLSTERS **CUS14K**

W - 96" D - 44" H - 45" SH - 21" AH - 26"



CUSHION DINING  
**1406T**  
CUSHIONED DINING CHAIR

W - 28" D - 33" H - 39.5" SH - 20.5" AH - 26"



CUSHION DINING  
**1407T**  
CUSHIONED DINING SWIVEL ROCKER

W - 28" D - 33" H - 39.5" SH - 20.5" AH - 26"

## HOW TO ORDER | DEEP SEATING | CRESCENT SEATING

1. Select Item  
Cushioned  
Lounge Chair



2. Select Frame Finish  
Finish Techniques

- STANDARD
- LUXE
- BRUSHED
- ANTIQUE

See Page 173 for Frame  
Finishes Available

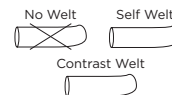
3. Select Main Cushion Fabric



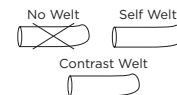
4. Select Bolster Fabric



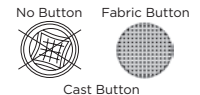
5. Select Main Cushion Welt Fabric



6. Select Bolster Fabric Welt



7. Select Cushion Button



(6 Options Available)  
See Page 165 for Button Options

## HOW TO ORDER | CUSHION DINING

1. Select Item  
Cushioned  
Dining Chair



2. Select Frame Finish  
Finish Techniques

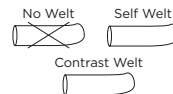
- STANDARD
- LUXE
- BRUSHED
- ANTIQUE

See Page 173 for Frame  
Finishes Available

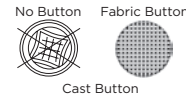
3. Select Main Cushion Fabric



4. Select Main Cushion Welt Fabric



5. Select Cushion Button



(6 Options Available)  
See Page 165 for Button Options



PARTNERSHIPS

CONTEMPORARY

TRADITIONAL

TRANSITIONAL

TABLES & TOPS

ACCESSORIES

FABRICS & FINISHES

ORDERING TOOLS



# SAXTON

## DEEP SEATING





**AS SHOWN:**  
FINISH ANTIQUE BLACK **BR**  
MAIN FABRIC PANAMA SMOKE GREY **B2Z**  
TABLE TOP SMOOTH ALUMINUM **SAN**  
TOP FINISH ANTIQUE BLACK **BR**  
FIREPIT MEDIA BLACK **BK**  
XARIA CAST MOTIF **E**

CUSHIONED SOFA **2C14R**  
CUSHIONED LOUNGE CHAIR **2C10R**  
NATURE'S WOOD FIREPIT COFFEE TABLE **FINRF60WL**  
NATURE'S WOOD SIDE TABLE **FINS20**  
NATURE'S WOOD OCCASIONAL TABLE **FINO16**





## SAXTON CUSHION DINING

CUSHIONED DINING CHAIR **2C06R**  
 CUSHIONED DINING SWIVEL ROCKER **2C07R**  
 CLASSICAL DINING TABLE **SRDK84**

**AS SHOWN:**  
 FINISH RESTORATION IVORY **RI**  
 MAIN FABRIC PANAMA SMOKE GREY **B2Z**  
 TABLE TOP WOODGRAIN CAST IRON **M6**  
 XARIA CAST MOTIF **E**





**AS SHOWN:**  
FINISH ANTIQUE BLACK BR  
MAIN FABRIC SAILING SEAGULL H6E  
TABLE TOP SMOOTH ALUMINUM DARK RUM WITH DRIFTWOOD W1

SLING DINING CHAIR 2C755  
SLING DINING SWIVEL ROCKER 2C785  
PARSONS TABLE C1RDK78

**SAXTON**  
SLING DINING



# SAXTON



DEEP SEATING  
**2C10R** CUSHIONED LOUNGE CHAIR  
 INCLUDES ONE ACCENT PILLOW **CUS63K**  
 CAST MOTIF ON SIDE AND BACK

W - 29.5" D - 34.5" H - 36" SH - 19" AH - 25"



DEEP SEATING  
**2C15R** CUSHIONED LOUNGE SWIVEL ROCKER  
 INCLUDES ONE ACCENT PILLOW **CUS63K**  
 CAST MOTIF ON SIDE AND BACK

W - 29.5" D - 34.5" H - 36" SH - 19" AH - 25"



DEEP SEATING  
**2C16R** HIGH BACK LOUNGE SWIVEL ROCKER  
 INCLUDES ONE ACCENT PILLOW **CUS63K**  
 CAST MOTIF ON SIDE AND BACK

W - 30.5" D - 36.5" H - 40.5" SH - 19" AH - 25"



DEEP SEATING  
**2C11R** CUSHIONED LOVESEAT  
 INCLUDES TWO ACCENT PILLOWS **CUS63K**  
 CAST MOTIF ON SIDE AND BACK

W - 57" D - 34.5" H - 36" SH - 19" AH - 25"



DEEP SEATING  
**2C14R** CUSHIONED SOFA  
 INCLUDES THREE ACCENT PILLOWS **CUS63K**  
 CAST MOTIF ON SIDE AND BACK

W - 84" D - 34.5" H - 36" SH - 19" AH - 25"



DEEP SEATING  
**2C13R**  
 CUSHIONED LOUNGE OTTOMAN

W - 30.5" D - 25" SH - 19"



CUSHION DINING  
**2C06R** CUSHIONED DINING CHAIR  
 CAST MOTIF ON BACK ONLY

W - 25.5" D - 32" H - 39" SH - 20.5" AH - 24.5"



CUSHION DINING  
**2C07R** CUSHIONED DINING SWIVEL ROCKER  
 CAST MOTIF ON BACK ONLY

W - 25.5" D - 32" H - 39" SH - 20.5" AH - 24.5"



CUSHION DINING  
**2C09R** CUSHIONED DINING BAR STOOL  
 CAST MOTIF ON BACK ONLY

W - 22.5" D - 28" H - 45" SH - 30.75" AH - 34.25"



CUSHION DINING  
**2C39R** CUSHIONED DINING COUNTER STOOL  
 CAST MOTIF ON BACK ONLY

W - 22.5" D - 28" H - 39.75" SH - 25.5" AH - 29"

\*AVAILABLE ONLY FOR SAXTON CHAIR SIDES AND BACKS WHERE APPLICABLE

## SAXTON CAST MOTIFS



CAST DETAIL  
**E XARIA**



CAST DETAIL  
**F ORLEANS**





SLING DINING  
**2C75S** SLING DINING CHAIR  
**2C75P** PADDED SLING DINING CHAIR

W - 23.75" D - 28.5" H - 37" SH - 18" AH - 25"



SLING DINING  
**2C78S** SLING DINING SWIVEL ROCKER  
**2C78P** PADDED SLING DINING SWIVEL ROCKER

W - 23.75" D - 28.5" H - 37" SH - 18" AH - 25"

HOW TO ORDER | DEEP SEATING

1. Select Item  
 Cushioned  
 Lounge Chair



2. Select Frame Finish  
 Finish Techniques

- STANDARD
- LUXE
- BRUSHED
- ANTIQUE

See Page 173 for Frame Finishes Available

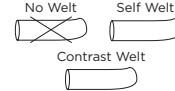
3. Select Main Cushion Fabric



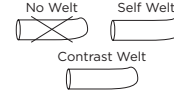
4. Select Pillow Fabric



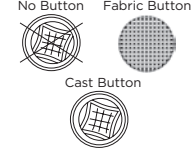
5. Select Main Cushion Welt Fabric



6. Select Pillow Fabric Welt

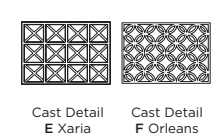


7. Select Cushion Button



(6 Options Available)  
 See Page 165 for Button Options

8. Select Cast Motif



HOW TO ORDER | CUSHION DINING

1. Select Item  
 Cushioned  
 Dining Chair



2. Select Frame Finish  
 Finish Techniques

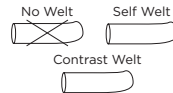
- STANDARD
- LUXE
- BRUSHED
- ANTIQUE

See Page 173 for Frame Finishes Available

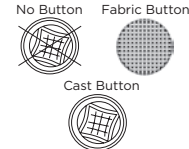
3. Select Main Cushion Fabric



4. Select Main Cushion Welt Fabric

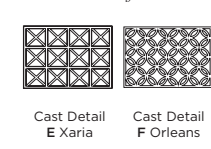


5. Select Cushion Button



(6 Options Available)  
 See Page 165 for Button Options

6. Select Cast Motif



HOW TO ORDER | SLING DINING

1. Select Item  
 Sling Dining Chair



2. Select Frame Finish  
 Finish Techniques

- STANDARD
- LUXE
- BRUSHED
- ANTIQUE

See Page 173 for Frame Finishes Available

3. Select Main Fabric



HOW TO ORDER | PADDED SLING

1. Select Item  
 Padded Sling  
 Dining Chair



2. Select Frame Finish  
 Finish Techniques

- STANDARD
- LUXE
- BRUSHED
- ANTIQUE

See Page 173 for Frame Finishes Available

3. Select Main Fabric



4. Select Back Sling Fabric





PARTNERSHIPS

CONTEMPORARY

TRADITIONAL

TRANSITIONAL

TABLES & TOPS

ACCESSORIES

FABRICS & FINISHES

ORDERING TOOLS



# BERKELEY

## CRESCENT SEATING





**AS SHOWN:**  
FINISH BRUSHED PECAN **BP**  
FINISH MATTE BLACK **MB**  
MAIN FABRIC IDOL SNOW **J9T**  
SIDE TABLE TOP FACETS **FC**

OVAL CHAT TABLE **E10010**  
ELLIPTICAL SIDE TABLE **E1ES16**  
ELLIPTICAL OCCASIONAL TABLE **E1EP20**

CUSHIONED CRESCENT SOFA **1E44R**  
CUSHIONED LOUNGE CHAIR **1E10R**  
NATURE'S WOOD COFFEE TABLE **F1NC3064**  
STUMP LEG SIDE TABLE **F1TP20**





# BERKELEY

## CUSHION DINING

CUSHIONED DINING CHAIR 1E06R  
ROUND DINING TABLE E1CDK60

**AS SHOWN:**  
FINISH BRUSHED OAK BO  
FINISH MATTE BLACK MB  
MAIN FABRIC IDOL SNOW J9T  
TABLE TOP FACET FC





**AS SHOWN:**  
FINISH CAST IRON **CI**  
MAIN FABRIC VENTURA ALLOY **3PA**  
TABLE TOP FACETS **FC**

PADDED SLING EASY LOUNGE CHAIR **1E64P**  
PADDED SLING EASY LOUNGE OTTOMAN **1E63P**  
TULIP ELLIPTICAL OCCASIONAL TABLE **E1EP20**  
TULIP ELLIPTICAL SIDE TABLE **E1ES16**

**BERKELEY**  
SLING EASY LOUNGE



PARTNERSHIPS

CONTEMPORARY

TRADITIONAL

TRANSITIONAL

TABLES & TOPS

ACCESSORIES

FABRICS & FINISHES

ORDERING TOOLS



# BERKELEY

## SLING LOUNGE





**AS SHOWN:**  
FINISH WEATHERED DARK RUM WD  
MAIN FABRIC AUGUSTINE OYSTER H8B  
TABLE TOP IVORY ALUMINUM SLATE TOP J9  
FRANKFORD COLLABORATION UMBRELLA FMOU09

SLING LOUNGE CHAIR 1E90P  
SLING LOUNGE SWIVEL ROCKER 1E95P  
SLING SOFA 1E94P  
BARBADOS COFFEE TABLE A2RC3248  
BARBADOS SIDE TABLE A2CP24





# BERKELEY

## SLING DINING

SLING LOUNGE CHAIR **1E65S**  
 SLING DINING SWIVEL ROCKER **1E68S**  
 TULIP DINING TABLE **E10DK84**

**AS SHOWN:**  
 FINISH WEATHERED GRAY **WG**  
 MAIN FABRIC SAILING SALT **H5C**  
 TABLE TOP FACET SLATE **F4**





DEEP SEATING  
**1E10R**  
CUSHIONED LOUNGE CHAIR  
.....  
W - 28" D - 33.5" H - 36" SH - 19" AH - 24.5"



DEEP SEATING  
**1E15R**  
CUSHIONED LOUNGE SWIVEL ROCKER  
.....  
W - 28" D - 33.5" H - 36" SH - 19" AH - 24.5"



DEEP SEATING  
**1E11R**  
CUSHIONED LOVESEAT  
.....  
W - 54" D - 33.5" H - 36" SH - 19" AH - 24.5"



DEEP SEATING  
**1E14R**  
CUSHIONED SOFA  
.....  
W - 76" D - 33.5" H - 36" SH - 19" AH - 24.5"



DEEP SEATING  
**1E13R**  
CUSHIONED LOUNGE OTTOMAN  
.....  
W - 26" D - 23" SH - 19"



CRESCENT SEATING  
**1E41R**  
CUSHIONED CRESCENT LOVESEAT  
.....  
W - 58" D - 35" H - 36" SH - 19" AH - 24.5"



CRESCENT SEATING  
**1E44R**  
CUSHIONED CRESCENT SOFA  
.....  
W - 80" D - 38.5" H - 36" SH - 19" AH - 24.5"



CUSHION DINING  
**1E79R**  
CUSHIONED ARMLESS BAR STOOL  
.....  
W - 20" D - 25.5" H - 43" SH - 30"



CUSHION DINING  
**1E59R**  
CUSHIONED ARMLESS COUNTER STOOL  
.....  
W - 20" D - 25.5" H - 38" SH - 25"



CUSHION DINING  
**1E07R**  
CUSHIONED DINING SWIVEL ROCKER  
.....  
W - 24.5" D - 30.5" H - 35" SH - 19" AH - 24.5"



CUSHION DINING  
**1E06R**  
CUSHIONED DINING CHAIR  
.....  
W - 24.5" D - 30.5" H - 35" SH - 19" AH - 24.5"



SLING DINING  
**1E68S** SLING DINING SWIVEL ROCKER  
**1E68P** PADDED SLING DINING SWIVEL ROCKER  
.....  
W - 25.75" D - 29.75" H - 34" SH - 17" AH - 25.5"



SLING DINING  
**1E65S** SLING DINING CHAIR  
**1E65P** PADDED SLING DINING CHAIR  
.....  
W - 25.75" D - 29.75" H - 34" SH - 17" AH - 25.5"



**CUSPAD92**  
LOOSE SEAT PAD FOR SLING CHAISE LOUNGE  
.....  
W - 23" D - 81" H - 2"



**CUSPAD12**  
LOOSE SEAT PAD FOR SLING CHAISE LOUNGE  
.....  
W - 23" D - 81" H - 4"



SLING DINING  
**1E92S** SLING CHAISE LOUNGE  
W/ OPTIONAL LOOSE PAD **CUSPAD92**  
.....  
W - 27.5" D - 80" H - 37.5" SH - 14.75" AH - 24.5"



## BERKELEY



SLING LOUNGE  
**1E90S** SLING LOUNGE CHAIR  
**1E90P** PADDED SLING LOUNGE CHAIR

W - 29" D - 33" H - 39.75" SH - 16.75" AH - 24.25"



SLING LOUNGE  
**1E95S** SLING LOUNGE SWIVEL ROCKER  
**1E95P** PADDED SLING LOUNGE SWIVEL ROCKER

W - 29" D - 33" H - 39.75" SH - 16.75" AH - 24.25"



SLING LOUNGE  
**1E91S** SLING LOUNGE LOVESEAT  
**1E91P** PADDED SLING LOUNGE LOVESEAT

W - 54" D - 33" H - 39.75" SH - 16.75" AH - 24.25"



SLING LOUNGE  
**1E94S** SLING LOUNGE SOFA  
**1E94P** PADDED SLING LOUNGE SOFA

W - 79" D - 33" H - 39.75" SH - 16.75" AH - 24.25"



SLING LOUNGE  
**1E64S** SLING EASY LOUNGE CHAIR  
**1E64P** PADDED SLING EASY LOUNGE CHAIR

W - 28" D - 35" H - 37" SH - 15" AH - 20.75"



SLING LOUNGE  
**1E63S** SLING EASY LOUNGE OTTOMAN  
**1E63P** PADDED SLING EASY LOUNGE OTTOMAN

W - 26" D - 20.5" H - 13" SH - 13"

## HOW TO ORDER | DEEP SEATING | CRESCENT SEATING

1. Select Item  
 Cushioned  
 Lounge Chair



2. Select Frame Finish  
 Finish Techniques

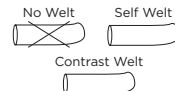


See Page 173 for Frame  
 Finishes Available

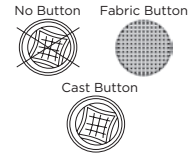
3. Select Main Cushion Fabric



4. Select Main Cushion Welt Fabric



5. Select Cushion Button



(6 Options Available)  
 See Page 165 for Button Options

## HOW TO ORDER | CUSHION DINING

1. Select Item  
 Cushioned  
 Dining Chair



2. Select Frame Finish  
 Finish Techniques

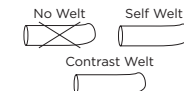


See Page 173 for Frame  
 Finishes Available

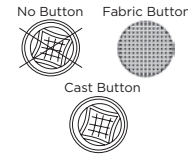
3. Select Main Cushion Fabric



4. Select Main Cushion Welt Fabric



5. Select Cushion Button




(6 Options Available)  
 See Page 165 for Button Options

## HOW TO ORDER | SLING DINING

1. Select Item  
 Sling Dining Chair



2. Select Frame Finish  
 Finish Techniques



See Page 173 for Frame  
 Finishes Available

3. Select Main Fabric



## HOW TO ORDER | PADDED SLING

1. Select Item  
 Padded Sling  
 Dining Chair



2. Select Frame Finish  
 Finish Techniques



See Page 173 for Frame  
 Finishes Available

3. Select Main Fabric



4. Select Back Sling Fabric







PARTNERSHIPS

CONTEMPORARY

TRADITIONAL

TRANSITIONAL

TABLES & TOPS

ACCESSORIES

FABRICS & FINISHES

ORDERING TOOLS

# BISCAYNE



PARTNERSHIPS

CONTEMPORARY

TRADITIONAL

TRANSITIONAL

TABLES & TOPS

ACCESSORIES

FABRICS & FINISHES

ORDERING TOOLS



# BISCAYNE

## DEEP SEATING





**AS SHOWN:**  
FINISH WEATHERED MAHOGANY WM  
MAIN FABRIC STATIC SNOW R2H  
PILLOW FABRIC EXPRESSION PARCHMENT 3GG  
TABLE TOP IVORY ALUMINUM SLATE TOP J9  
FIREPIT MEDIA BLACK BK

CUSHIONED LOUNGE CHAIR 2C10R  
CUSHIONED SOFA 2C14R  
BISCAYNE FIREPIT COFFEE TABLE C5RF3060WL  
LARGO SIDE TABLE C4SP20





## BISCAYNE FIREPIT CHAT

CUSHIONED LOUNGE SWIVEL ROCKER **5C15R**  
BISCAYNE FIREPIT COFFEE TABLE **C5CF48WL**

**AS SHOWN:**  
FINISH BRUSHED OAK **BO**  
MAIN FABRIC DEMO STONE **M2G**  
PILLOW FABRIC DREAM DUNE **3GH**  
TABLE TOP WHITE MARBLE ALUMINUM SLATE **J7**  
FIREPIT MEDIA TEQUILA **TQ**





**AS SHOWN:**  
FINISH TEAK TK  
MAIN FABRIC THATCH FOG M21  
TABLE TOP WHITE MARBLE FACETS CAST TOP F7  
FRANKFORD COLLABORATION UMBRELLA FCSU10

CUSHIONED DINING CHAIR 5C06R  
CUSHIONED DINING SWIVEL ROCKER 5C07R  
CLASSICAL DINING TABLE A50DK84

**BISCAYNE**  
CUSHION DINING



## BISCAYNE



DEEP SEATING  
**5C10R** CUSHIONED LOUNGE CHAIR  
 INCLUDES ONE ACCENT PILLOW **CUS5C10K**

W - 29" D - 31.5" H - 32.75" SH - 18.5" AH - 24".5



DEEP SEATING  
**5C15R** CUSHIONED LOUNGE SWIVEL ROCKER  
 INCLUDES ONE ACCENT PILLOW **CUS5C10K**

W - 29" D - 31.5" H - 32.75" SH - 18.5" AH - 24".5



DEEP SEATING  
**5C11R** CUSHIONED LOUNGE LOVESEAT  
 INCLUDES TWO ACCENT PILLOWS **CUS5C10K**

W - 55" D - 31.5" H - 32.75" SH - 18.5" AH - 24".5



DEEP SEATING  
**5C14R** CUSHIONED LOUNGE SOFA  
 INCLUDES TWO ACCENT PILLOWS **CUS5C14K**

W - 81" D - 31.5" H - 32.75" SH - 18.5" AH - 24".5



DEEP SEATING  
**5C13R**  
 CUSHIONED LOUNGE OTTOMAN

W - 29" D - 27.75" H - 18.5" SH - 18.5" AH - 15".5





**CUSHION DINING**  
**5C06R**  
 CUSHIONED DINING CHAIR  
 W - 25.25" D - 25.5" H - 33.25" SH - 19" AH - 24.5"



**CUSHION DINING**  
**5C07R**  
 CUSHIONED DINING SWIVEL ROCKER  
 W - 25.25" D - 25.5" H - 33.25" SH - 19" AH - 24.5"



**CUSHION DINING**  
**5C09R**  
 CUSHIONED BAR STOOL  
 W - 22.75" D - 25.5" H - 47.5" SH - 31.25" AH - 37.25"



**CUSHION DINING**  
**5C39R**  
 CUSHIONED COUNTER STOOL  
 W - 22.75" D - 25.5" H - 42.5" SH - 26.25" AH - 32.25"



**SLING DINING**  
**5C72S** SLING CHAISE LOUNGE  
**5C72P** PADDED SLING CHAISE LOUNGE  
 W - 26.5" D - 79.25" H - 38.25" SH - 13.75" AH - 21.5"



**CUSPAD92**  
 LOOSE SEAT PAD FOR SLING CHAISE LOUNGE  
 W - 23" D - 81" H - 2"



**CUSPAD12**  
 LOOSE SEAT PAD FOR SLING CHAISE LOUNGE  
 W - 23" D - 81" H - 4"

## HOW TO ORDER | DEEP SEATING

1. Select Item  
 Cushioned Lounge Chair



2. Select Frame Finish  
 Finish Techniques



See Page 173 for Frame Finishes Available

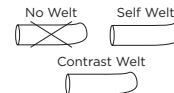
3. Select Main Cushion Fabric



4. Select Pillow Fabric



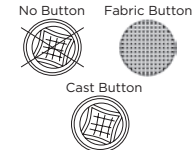
5. Select Main Cushion Welt Fabric



6. Select Pillow Fabric Welt



7. Select Cushion Button



(6 Options Available)  
 See Page 165 for Button Options

## HOW TO ORDER | CUSHION DINING

1. Select Item  
 Cushioned Dining Chair



2. Select Frame Finish  
 Finish Techniques

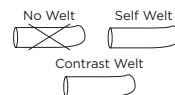


See Page 173 for Frame Finishes Available

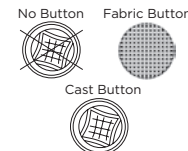
3. Select Main Cushion Fabric



4. Select Main Cushion Welt Fabric



5. Select Cushion Button



(6 Options Available)  
 See Page 165 for Button Options

## HOW TO ORDER | SLING DINING

1. Select Item  
 Sling Chaise Lounge



2. Select Frame Finish  
 Finish Techniques



See Page 173 for Frame Finishes Available

3. Select Main Fabric



## HOW TO ORDER | PADDED SLING

1. Select Item  
 Padded Sling Chaise Lounge



2. Select Frame Finish  
 Finish Techniques



See Page 173 for Frame Finishes Available

3. Select Main Fabric



4. Select Back-Sling Fabric





PARTNERSHIPS

CONTEMPORARY

TRADITIONAL

TRANSITIONAL

TABLES & TOPS

ACCESSORIES

FABRICS & FINISHES

ORDERING TOOLS



# CORDELL

## DEEP SEATING





**AS SHOWN:**  
FINISH ANTIQUE DARK RUM AD  
MAIN FABRIC CORE WHITE LINEN 3BA  
PILLOW FABRIC BEEKMAN SAND 3GF  
TABLE TOP SUNBURST CAST TOP BU

CUSHIONED LOUNGE CHAIR 5B10R  
CUSHIONED LOUNGE SWIVEL ROCKER 5B15R  
CUSHIONED SOFA 5B14R  
TULIP COFFEE TABLE E1CC42  
TULIP OCCASIONAL TABLE E1EP20  
TULIP SIDE TABLE E1ES16





## CORDELL CUSHION DINING

CUSHIONED DINING CHAIR **5B06R**  
 CUSHIONED DINING SWIVEL ROCKER **5B07R**  
 TULIP DINING TABLE **E1ODK84**

**AS SHOWN:**  
 FINISH CAST IRON **CI**  
 MAIN FABRIC CORE WHITE LINEN **3BA**  
 TABLE TOP ONYX FACETS SLATE CAST TOP **G2**





DEEP SEATING  
**5B10R** CUSHIONED LOUNGE CHAIR  
 INCLUDES ONE ACCENT PILLOW **CUS63K**  
 W - 30" D - 32" H - 35.5" SH - 19.75" AH - 24.75"



DEEP SEATING  
**5B15R** CUSHIONED LOUNGE SWIVEL ROCKER  
 INCLUDES ONE ACCENT PILLOW **CUS63K**  
 W - 30" D - 32" H - 35.5" SH - 19.75" AH - 24.75"



DEEP SEATING  
**5B11R** CUSHIONED LOUNGE LOVESEAT  
 INCLUDES TWO ACCENT PILLOWS **CUS63K**  
 W - 56" D - 32" H - 35.5" SH - 19.75" AH - 24.75"



DEEP SEATING  
**5B14R** CUSHIONED LOUNGE SOFA  
 INCLUDES THREE ACCENT PILLOWS **CUS63K**  
 W - 82" D - 32" H - 35.5" SH - 19.75" AH - 24.75"



CUSHION DINING  
**5B07R**  
 CUSHIONED DINING SWIVEL ROCKER  
 W - 26.25" D - 26.75" H - 31.5" SH - 20.5" AH - 25.5"



CUSHION DINING  
**5B06R**  
 CUSHIONED DINING CHAIR  
 W - 26.25" D - 26.75" H - 31.5" SH - 20.5" AH - 25.5"



DEEP SEATING  
**5B13R**  
 CUSHIONED LOUNGE OTTOMAN  
 W - 29" D - 27.75" H - 19.5" SH - 19.75" AH - 17.75"

## HOW TO ORDER | DEEP SEATING

1. Select Item  
 Cushioned  
 Lounge Chair



2. Select Frame Finish  
 Finish Techniques

- STANDARD
- LUXE
- BRUSHED
- ANTIQUE

See Page 173 for Frame  
 Finishes Available

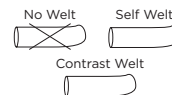
3. Select Main Cushion Fabric



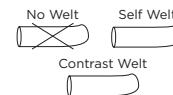
4. Select Pillow Fabric



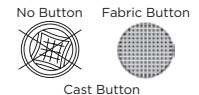
5. Select Main Cushion Welt Fabric



6. Select Pillow Fabric Welt



7. Select Cushion Button



(6 Options Available)  
 See Page 165 for Button Options

## HOW TO ORDER | CUSHION DINING

1. Select Item  
 Cushioned  
 Dining Chair



2. Select Frame Finish  
 Finish Techniques

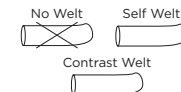
- STANDARD
- LUXE
- BRUSHED
- ANTIQUE

See Page 173 for Frame  
 Finishes Available

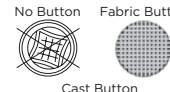
3. Select Main Cushion Fabric



4. Select Main Cushion Welt Fabric



5. Select Cushion Button



(6 Options Available)  
 See Page 165 for Button Options



PARTNERSHIPS

CONTEMPORARY

TRADITIONAL

TRANSITIONAL

TABLES & TOPS

ACCESSORIES

FABRICS & FINISHES

ORDERING TOOLS



# LARGO

## DEEP SEATING





**AS SHOWN:**  
FINISH ANTIQUE BLACK WALNUT **AW**  
MAIN FABRIC SAILCLOTH SAILOR **G4B**  
TABLE TOP SMOOTH ALUMINUM **SAN**

CUSHIONED LOUNGE CHAIR **3C10R**  
CUSHIONED LOUNGE SWIVEL ROCKER **3C15R**  
CUSHIONED LOVESEAT **3C11R**  
CUSHIONED SOFA **3C14R**  
BARBADOS COFFEE TABLE **A2RC3248**  
NATURE'S WOOD SIDE TABLE **FINS20**



PARTNERSHIPS

CONTEMPORARY

TRADITIONAL

TRANSITIONAL

TABLES & TOPS

ACCESSORIES

FABRICS & FINISHES

ORDERING TOOLS



# LARGO

CUSHION DINING





PARTNERSHIPS

CONTEMPORARY

TRADITIONAL

TRANSITIONAL

TABLES & TOPS

ACCESSORIES

FABRICS & FINISHES

ORDERING TOOLS

CUSHIONED DINING CHAIR **3C06R**  
CUSHIONED DINING SWIVEL ROCKER **3C07R**  
BARBADOS DINING TABLE **A2RDK116**

**AS SHOWN:**  
WEATHERED WOOD **BW**  
MAIN FABRIC DEMO SAND STONE **M2K**  
TABLE TOP SMOOTH ALUMINUM **SAN**



## LARGO



DEEP SEATING  
**3C10R** CUSHIONED LOUNGE CHAIR  
INCLUDES ONE ACCENT PILLOW **CUS63K**

W - 27" D - 32.5" H - 35" SH - 19" AH - 23.5"



DEEP SEATING  
**3C15R** CUSHIONED LOUNGE SWIVEL ROCKER  
INCLUDES ONE ACCENT PILLOW **CUS63K**

W - 27" D - 32.5" H - 35" SH - 19" AH - 23.5"



DEEP SEATING  
**3C11R** CUSHIONED LOVESEAT  
INCLUDES TWO ACCENT PILLOWS **CUS63K**

W - 53" D - 32.5" H - 35" SH - 19" AH - 23.5"



DEEP SEATING  
**3C14R** CUSHIONED SOFA  
INCLUDES THREE ACCENT PILLOWS **CUS63K**

W - 76" D - 32.5" H - 35" SH - 19" AH - 23.5"



DEEP SEATING  
**3C13R**  
CUSHIONED LOUNGE OTTOMAN

W - 28" D - 28" H - 19" SH - 19"



CUSHION DINING  
**3C06R**  
CUSHIONED DINING CHAIR

W - 27" D - 29" H - 36" SH - 20" AH - 23.5"



CUSHION DINING  
**3C07R**  
CUSHIONED DINING SWIVEL ROCKER

W - 27" D - 29" H - 36" SH - 20" AH - 23.5"



CUSHION DINING  
**3C09R**  
CUSHIONED ARMLESS BAR STOOL

W - 21.5" D - 24" H - 42" SH - 30"



CUSHION DINING  
**3C72R**  
CUSHIONED CONTOURED CHAISE LOUNGE

W - 25.5" D - 62" H - 39" SH - 19"

## HOW TO ORDER | DEEP SEATING

1. Select Item  
Cushioned  
Lounge Chair



2. Select Frame Finish  
Finish Techniques



See Page 173 for Frame  
Finishes Available

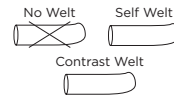
3. Select Main Cushion Fabric



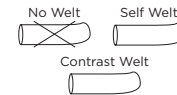
4. Select Pillow Fabric



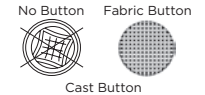
5. Select Main Cushion Welt Fabric



6. Select Pillow Fabric Welt



7. Select Cushion Button



(6 Options Available)  
See Page 165 for Button Options

## HOW TO ORDER | CUSHION DINING

1. Select Item  
Cushioned  
Dining Chair



2. Select Frame Finish  
Finish Techniques

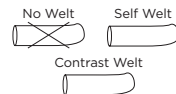


See Page 173 for Frame  
Finishes Available

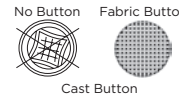
3. Select Main Cushion Fabric



4. Select Main Cushion Welt Fabric



5. Select Cushion Button



(6 Options Available)  
See Page 165 for Button Options





PARTNERSHIPS

CONTEMPORARY

TRADITIONAL

TRANSITIONAL

TABLES & TOPS

ACCESSORIES

FABRICS & FINISHES

ORDERING TOOLS

# ROMA



PARTNERSHIPS

CONTEMPORARY

TRADITIONAL

TRANSITIONAL

TABLES & TOPS

ACCESSORIES

FABRICS & FINISHES

ORDERING TOOLS



# ROMA

## DEEP SEATING





PARTNERSHIPS

CONTEMPORARY

TRADITIONAL

TRANSITIONAL

TABLES & TOPS

ACCESSORIES

FABRICS & FINISHES

ORDERING TOOLS

**AS SHOWN:**  
FINISH WEATHERED WOOD **BW**  
MAIN FABRIC CHARTRES MALT **G6B**  
PILLOW FABRIC FANTASIA PARCHMENT **G4K**  
TABLE TOP LIVE EDGE DARK RUM WITH DRIFTWOOD **R1**  
FIREPIT MEDIA TEQUILA **TQ**

CUSHIONED LOUNGE CHAIR **9610R**  
CUSHIONED SOFA **9614R**  
CUSHIONED LOUNGE OTTOMAN **9613R**  
CLASSICAL SIDE TABLE **SSS20**





## ROMA

### CUSHION DINING

CUSHIONED DINING CHAIR **9606R**  
 CUSHIONED DINING SWIVEL ROCKER **9607R**

**AS SHOWN:**  
 FINISH WEATHERED WOOD **BW**  
 MAIN FABRIC CHARTRES MALT **G6B**  
 TABLE TOP LIVE EDGE DARK RUM WITH DRIFTWOOD **R1**





**AS SHOWN:**  
FINISH WEATHERED WOOD BW  
TABLE TOP LIVE EDGE DARK RUM WITH DRIFTWOOD R1

SLING DINING CHAIR 9696S  
CLASSICAL DINING TABLE SCDK54

**ROMA**  
SLING DINING



# ROMA



DEEP SEATING  
**9610R** CUSHIONED LOUNGE CHAIR  
 INCLUDES ONE ACCENT PILLOW **CUS96K**

W - 29.5" D - 34.5" H - 36.5" SH - 21" AH - 25"



DEEP SEATING  
**9615R** CUSHIONED LOUNGE SWIVEL ROCKER  
 INCLUDES ONE ACCENT PILLOW **CUS96K**

W - 29.5" D - 34.5" H - 36.5" SH - 21" AH - 25"



DEEP SEATING  
**9616R** HIGH BACK LOUNGE SWIVEL ROCKER  
 INCLUDES ONE ACCENT PILLOW **CUS96K**

W - 29.5" D - 34.5" H - 41.5" SH - 21" AH - 25"



DEEP SEATING  
**9611R** CUSHIONED LOUNGE LOVESEAT  
 INCLUDES TWO ACCENT PILLOWS **CUS96K**

W - 55.5" D - 34.5" H - 36.5" SH - 21"



DEEP SEATING  
**9614R** CUSHIONED LOUNGE SOFA  
 INCLUDES THREE ACCENT PILLOWS **CUS96K**

W - 81.5" D - 34.5" H - 36.5" SH - 21" AH - 25"



DEEP SEATING  
**9613R**  
 CUSHIONED LOUNGE OTTOMAN

W - 29.5" D - 24" SH - 20"



CUSHION DINING  
**9606R**  
 CUSHIONED DINING CHAIR

W - 25.5" D - 31.5" H - 37.5" SH - 20.5" AH - 25"



CUSHION DINING  
**9607R**  
 CUSHIONED DINING SWIVEL ROCKER

W - 25.5" D - 31.5" H - 37.5" SH - 20.5"



CUSHION DINING  
**9612R**  
 CUSHIONED CHAISE LOUNGE

W - 30.5" D - 84" H - 46.5" SH - 22" AH - 25"



CUSHION DINING  
**9652R**  
 CUSHIONED DOUBLE CHAISE LOUNGE

W - 55" D - 84" H - 46.5" SH - 22" AH - 25"





SLING DINING  
**9692S** SLING CHAISE LOUNGE  
**9692P** PADDED SLING CHAISE LOUNGE  
 W - 30.5" D - 81" H - 41" SH - 14.5" AH - 25"



SLING DINING  
**9697S** SLING DINING SWIVEL ROCKER  
**9697P** PADDED SLING DINING SWIVEL ROCKER  
 W - 25" D - 30.5" H - 41" SH - 17.5" AH - 25"




SLING DINING  
**9696S** SLING DINING CHAIR  
**9696P** PADDED SLING DINING CHAIR  
 W - 25" D - 30.5" H - 41" SH - 17.5" AH - 25"

## HOW TO ORDER | DEEP SEATING

1. Select Item  
 Cushioned  
 Lounge Chair



2. Select Frame Finish  
 Finish Techniques



See Page 173 for Frame  
 Finishes Available

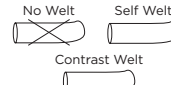
3. Select Main Cushion Fabric



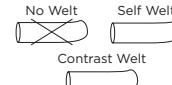
4. Select Pillow Fabric



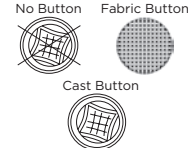
5. Select Main Cushion Welt Fabric



6. Select Pillow Fabric Welt



7. Select Cushion Button




(6 Options Available)  
 See Page 165 for Button Options

## HOW TO ORDER | CUSHION DINING

1. Select Item  
 Cushioned  
 Dining Chair



2. Select Frame Finish  
 Finish Techniques

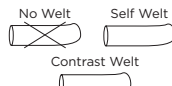


See Page 173 for Frame  
 Finishes Available

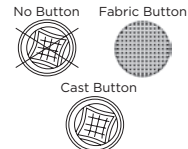
3. Select Main Cushion Fabric



4. Select Main Cushion Welt Fabric



5. Select Cushion Button




(6 Options Available)  
 See Page 165 for Button Options

## HOW TO ORDER | SLING DINING

1. Select Item  
 Sling Dining Chair



2. Select Frame Finish  
 Finish Techniques



See Page 173 for Frame  
 Finishes Available

3. Select Main Fabric



## HOW TO ORDER | PADDED SLING

1. Select Item  
 Padded Sling  
 Dining Chair



2. Select Frame Finish  
 Finish Techniques



See Page 173 for Frame  
 Finishes Available

3. Select Main Fabric



4. Select Back Sling Fabric





PARTNERSHIPS

CONTEMPORARY

TRADITIONAL

TRANSITIONAL

TABLES & TOPS

ACCESSORIES

FABRICS & FINISHES

ORDERING TOOLS



# VILLA BIANCA

## DEEP SEATING



**AS SHOWN:**

FINISH ANTIQUE DARK RUM **AD**  
MAIN FABRIC CHARTRES MALT **G6B**  
MAIN WELT CHARTRES MALT **G6B**  
PILLOW FABRIC CHARTRES MALT **G6B**  
BUTTON SMOOTH **17**  
TABLE TOP WOODGRAIN WEATHERED WOOD **M3**  
FIREPIT MEDIA TEQUILA **TQ**

CUSHIONED LOUNGE CHAIR **1110T**  
CUSHIONED LOVESEAT **1111T**  
CUSHIONED SOFA **1114T**  
RECTANGULAR FIREPIT COFFEE TABLE **VRF32WL**  
CLASSICAL SIDE TABLE **SSS20**





## VILLA BIANCA

### CRESCENT SEATING

CUSHIONED CRESCENT SOFA **1144T**  
 CLASSICAL FIREPIT COFFEE TABLE **VCF48WL**  
 CLASSICAL SIDE TABLE **SSS20**

**AS SHOWN:**  
 FINISH ANTIQUE DARK RUM **AD**  
 MAIN FABRIC CHARTRES MALT **G6B**  
 MAIN WELT SAILCLOTH SHADOW **G4A**  
 PILLOW FABRIC SAILCLOTH SHADOW **G4A**  
 BUTTON FLEUR **15**  
 TABLE TOP ARTISAN **AR**  
 FIREPIT MEDIA TEQUILA **TQ**



**AS SHOWN:**

FINISH ANTIQUE DARK RUM **AD**  
 MAIN FABRIC CHARTRES MALT **G6B**  
 MAIN WELT SAILCLOTH SHADOW **G4A**  
 TABLE TOP LIVE EDGE DARK RUM WITH DRIFTWOOD **R1**  
 BUTTON FLEUR **15**  
 FIREPIT MEDIA TEQUILA **TQ**

CUSHIONED DINING CHAIR **1106T**  
 CUSHIONED DINING SWIVEL ROCKER **1107T**  
 CLASSICAL FIREPIT DINING TABLE **VRF108WL**

# VILLA BIANCA

## CUSHION DINING





# VILLA BIANCA

## SLING DINING

SLING DINING CHAIR 1196S  
 SLING DINING SWIVEL ROCKER 1197S  
 CLASSICAL FIREPIT DINING TABLE VRF108WL

**AS SHOWN:**  
 FINISH ANTIQUE MAHOGANY AM  
 TABLE TOP LIVE EDGE DARK RUM WITH DRIFTWOOD R1  
 FIREPIT MEDIA TEQUILA TQ





DEEP SEATING  
**1110T** CUSHIONED LOUNGE CHAIR  
INCLUDES ONE ACCENT PILLOW **CUS53K**  
W - 30" D - 36.5" H - 39" SH - 21" AH - 25"



DEEP SEATING  
**1115T** CUSHIONED LOUNGE SWIVEL ROCKER  
INCLUDES ONE ACCENT PILLOW **CUS53K**  
W - 30" D - 36.5" H - 39" SH - 21" AH - 25"



DEEP SEATING  
**1116T** HIGH BACK LOUNGE SWIVEL ROCKER  
INCLUDES ONE ACCENT PILLOW **CUS53K**  
W - 30" D - 36.5" H - 44" SH - 21" AH - 25"



DEEP SEATING  
**1111T** CUSHIONED LOVESEAT  
INCLUDES TWO ACCENT PILLOWS **CUS53K**  
W - 56.5" D - 36.5" H - 39" SH - 21" AH - 25"



DEEP SEATING  
**1114T** CUSHIONED SOFA  
INCLUDES THREE ACCENT PILLOWS **CUS53K**  
W - 82.5" D - 36.5" H - 39" SH - 21" AH - 25"



DEEP SEATING  
**1113T**  
CUSHIONED LOUNGE OTTOMAN  
W - 30" D - 26.5" SH - 21"



CRESCENT SEATING  
**1141T** CUSHIONED CRESCENT LOVESEAT  
INCLUDES TWO ACCENT PILLOWS **CUS53K**  
W - 71" D - 41" H - 39" SH - 21" AH - 25"



CRESCENT SEATING  
**1144T** CUSHIONED CRESCENT SOFA  
INCLUDES THREE ACCENT PILLOWS **CUS53K**  
W - 92" D - 44" H - 39" SH - 21" AH - 25"



# VILLA BIANCA



CUSHION DINING  
**1106T**  
CUSHIONED DINING CHAIR

W - 26.5" D - 32" H - 40" SH - 21" AH - 25"



CUSHION DINING  
**1107T**  
CUSHIONED DINING SWIVEL ROCKER

W - 26.5" D - 32" H - 40" SH - 21" AH - 25"



CUSHION DINING  
**1112T**  
CUSHIONED CHAISE LOUNGE

W - 30" D - 84" H - 46.5" SH - 22" AH - 25"



SLING DINING  
**1196S** SLING DINING CHAIR  
**1196P** PADDED SLING DINING CHAIR

W - 26.5" D - 29.5" H - 41" SH - 17.5" AH - 25"



SLING DINING  
**1197S** SLING DINING SWIVEL ROCKER  
**1197P** PADDED SLING DINING SWIVEL ROCKER


W - 26.5" D - 29.5" H - 41" SH - 17.5" AH - 25"

## HOW TO ORDER | DEEP SEATING | CRESCENT SEATING

1. Select Item  
Cushioned  
Lounge Chair



2. Select Frame Finish  
Finish Techniques



See Page 173 for Frame  
Finishes Available

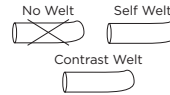
3. Select Main Cushion Fabric



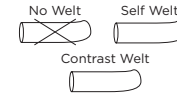
4. Select Pillow Fabric



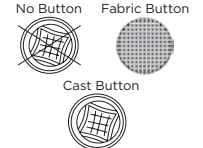
5. Select Main Cushion Welt Fabric



6. Select Pillow Fabric Welt



7. Select Cushion Button



(6 Options Available)  
See Page 165 for Button Options

## HOW TO ORDER | CUSHION DINING

1. Select Item  
Cushioned  
Dining Chair



2. Select Frame Finish  
Finish Techniques

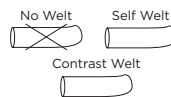


See Page 173 for Frame  
Finishes Available

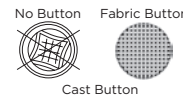
3. Select Main Cushion Fabric



4. Select Main Cushion Welt Fabric



5. Select Cushion Button



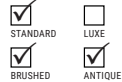
(6 Options Available)  
See Page 165 for Button Options

## HOW TO ORDER | SLING DINING

1. Select Item  
Sling Dining Chair



2. Select Frame Finish  
Finish Techniques



See Page 173 for Frame  
Finishes Available

3. Select Main Fabric



## HOW TO ORDER | PADDED SLING

1. Select Item  
Padded Sling  
Dining Chair



2. Select Frame Finish  
Finish Techniques



See Page 173 for Frame  
Finishes Available

3. Select Main Fabric



4. Select Back Sling Fabric







PARTNERSHIPS

CONTEMPORARY

TRADITIONAL

TRANSITIONAL

**TABLES & TOPS**

ACCESSORIES

FABRICS & FINISHES

ORDERING TOOLS

# TOPS



# CAST ALUMINUM TOPS

## *Textured Aluminum*



ARTISAN CAST TOP  
**ARN** WITHOUT HOLE | **ARU** WITH HOLE  
 .....  
 FRAME FINISH ONLY



FORGED CAST TOP  
**FFN** WITHOUT HOLE | **FFU** WITH HOLE  
 .....  
 FRAME FINISH ONLY



SUNBURST CAST TOP  
**BUN** WITHOUT HOLE | **BUU** WITH HOLE  
 .....  
 FRAME FINISH ONLY



FACETS CAST TOP  
**FCN** WITHOUT HOLE | **FCU** WITH HOLE  
 .....  
 FRAME FINISH ONLY




ROPE CAST TOP  
**RPN** WITHOUT HOLE | **RPU** WITH HOLE  
 .....  
 FRAME FINISH ONLY




RECLAIMED WOOD CAST TOP  
**FAN** WITHOUT HOLE | **FAU** WITH HOLE  
 .....  
 FRAME FINISH ONLY

## *Facets Slate*



POLARIS FACETS SLATE CAST TOP  
**F1N** WITHOUT HOLE | **F1U** WITH HOLE  
 .....  
 MULTISTEP FINISH




NATURAL FACETS SLATE CAST TOP  
**F4N** WITHOUT HOLE | **F4U** WITH HOLE  
 .....  
 MULTISTEP FINISH



WHITE MARBLE FACETS SLATE CAST TOP  
**F7N** WITHOUT HOLE | **F7U** WITH HOLE  
 .....  
 MULTISTEP FINISH



IVORY FACETS SLATE CAST TOP  
**F9N** WITHOUT HOLE | **F9U** WITH HOLE  
 .....  
 MULTISTEP FINISH



PATINA FACETS SLATE CAST TOP  
**G1N** WITHOUT HOLE | **G1U** WITH HOLE  
 .....  
 MULTISTEP FINISH



ONYX FACETS SLATE CAST TOP  
**G2N** WITHOUT HOLE | **G2U** WITH HOLE  
 .....  
 MULTISTEP FINISH



# CAST ALUMINUM TABLE TOPS

## *Live Edge*



LIVE EDGE DARK RUM WITH DRIFTWOOD  
**R1N** WITHOUT HOLE | **R1U** WITH HOLE  
.....  
MULTISTEP FINISH



LIVE EDGE MAHOGANY WITH WALNUT  
**R2N** WITHOUT HOLE | **R2U** WITH HOLE  
.....  
MULTISTEP FINISH



LIVE EDGE WEATHERED WOOD WITH WALNUT  
**R3N** WITHOUT HOLE | **R3U** WITH HOLE  
.....  
MULTISTEP FINISH




LIVE EDGE CAST IRON  
**R6N** WITHOUT HOLE | **R6U** WITH HOLE  
.....  
MULTISTEP FINISH



LIVE EDGE TOP IN ALL OTHER FRAME FINISHES  
**RAN** WITHOUT HOLE | **RAU** WITH HOLE  
.....  
FRAME FINISH ONLY

## *Woodgrain*




WOODGRAIN DARK RUM  
**M1N** WITHOUT HOLE | **M1U** WITH HOLE  
.....  
MULTISTEP FINISH




WOODGRAIN MAHOGANY  
**M2N** WITHOUT HOLE | **M2U** WITH HOLE  
.....  
MULTISTEP FINISH



WOODGRAIN WEATHERED WOOD  
**M3N** WITHOUT HOLE | **M3U** WITH HOLE  
.....  
MULTISTEP FINISH



WOODGRAIN CAST IRON  
**M6N** WITHOUT HOLE | **M6U** WITH HOLE  
.....  
MULTISTEP FINISH



WOODGRAIN TOP IN ALL OTHER FRAME FINISHES  
**MAN** WITHOUT HOLE | **MAU** WITH HOLE  
.....  
FRAME FINISH ONLY

PARTNERSHIPS

CONTEMPORARY

TRADITIONAL

TRANSITIONAL

TABLES & TOPS

ACCESSORIES


FABRICS & FINISHES

ORDERING TOOLS



# CAST ALUMINUM TABLE TOPS

## *Nature's Wood*




DARK RUM WITH DRIFTWOOD  
**N1N** WITHOUT HOLE | **N1U** WITH HOLE  
 .....  
 MULTISTEP FINISH



MAHOGANY WITH WALNUT  
**N2N** WITHOUT HOLE | **N2U** WITH HOLE  
 .....  
 MULTISTEP FINISH



WEATHERED WOOD WITH WALNUT  
**N3N** WITHOUT HOLE | **N3U** WITH HOLE  
 .....  
 MULTISTEP FINISH



NATURE'S WOOD ALUMINUM TOP IN  
 ALL OTHER FRAME FINISHES  
**NAN** WITHOUT HOLE | **NAU** WITH HOLE  
 .....  
 FRAME FINISH ONLY

# EXTRUDED & GLASS TOPS

## *Slat & Glass*



ALUMINUM SLAT TOP  
**SLN** WITHOUT HOLE | **SLU** WITH HOLE  
 .....  
 FRAME FINISH ONLY



TEMPERED GLASS TOP  
**BGN** WITHOUT HOLE | **BGU** WITH HOLE  
 .....



# ALUMINUM TABLE TOPS

## *Aluminum Slate*




POLARIS ALUMINUM SLATE TOP  
**J1N** WITHOUT HOLE | **J1U** WITH HOLE  
.....  
MULTISTEP FINISH



NATURAL ALUMINUM SLATE TOP  
**J4N** WITHOUT HOLE | **J4U** WITH HOLE  
.....  
MULTISTEP FINISH




WHITE MARBLE ALUMINUM SLATE TOP  
**J7N** WITHOUT HOLE | **J7U** WITH HOLE  
.....  
MULTISTEP FINISH



IVORY ALUMINUM SLATE TOP  
**J9N** WITHOUT HOLE | **J9U** WITH HOLE  
.....  
MULTISTEP FINISH




PATINA ALUMINUM SLATE TOP  
**K1N** WITHOUT HOLE | **K1U** WITH HOLE  
.....  
MULTISTEP FINISH




ONYX ALUMINUM SLATE TOP  
**K2N** WITHOUT HOLE | **K2U** WITH HOLE  
.....  
MULTISTEP FINISH


## *Smooth Aluminum*




DARK RUM WITH DRIFTWOOD  
**W1N** WITHOUT HOLE | **W1U** WITH HOLE  
.....  
MULTISTEP FINISH



MAHOGANY WITH DRIFTWOOD  
**W2N** WITHOUT HOLE | **W2U** WITH HOLE  
.....  
MULTISTEP FINISH



WEATHERED WOOD WITH WALNUT  
**W3N** WITHOUT HOLE | **W3U** WITH HOLE  
.....  
MULTISTEP FINISH



SMOOTH ALUMINUM TOP IN ALL OTHER FRAME  
FINISHES  
**SA**N WITHOUT HOLE | **SA**U WITH HOLE  
.....  
FRAME FINISH ONLY



PARTNERSHIPS

CONTEMPORARY

TRADITIONAL

TRANSITIONAL

TABLES & TOPS

ACCESSORIES

FABRICS & FINISHES

ORDERING TOOLS



# TABLES



# ALTRA TABLES

*Dining, High Dining & Occasional*

## Top Options:

*Textured Aluminum*

ARTISAN AR    SUNBURST BU    FORGED FF    RECLAIMED WOOD FA

Available in all Castelle Frame finishes  
(See Page 173)

Paint Options:

- Whole Table (Base, Table Top with Rim) in any of the Castelle Frame Finishes (See Page 173)
- CUSTOMIZABLE | Two tones: Base in one Frame Finish and Table Top with Rim in a second finish from the Castelle Frame Finishes (See Page 173)

*Live Edge*

RA    R1    R2    R3    R6

Any Castelle frame finish  
(See Page 173)

Multi-step top finishes  
(See Page 128)

Paint Options:

- Whole Table (Base and Table Top) in any of the Castelle Frame Finishes (See Page 173), Table Top Code to use: **RA**
- CUSTOMIZABLE | Two tones: Base in one Frame Finish and Table Top in a Multi-step Finish (See Page 128) Table Top Codes to use: **R1, R2, R3, R6**

*Woodgrain*

MA    M1    M2    M3    M6

Any Castelle frame finish  
(See Page 173)

Multi-step top finishes  
(See Page 128)

Paint Options:

- Whole Table (Base and Table Top with Rim) in any of the Castelle Frame Finishes (See Page 173), Table Top Code to use: **MA**
- CUSTOMIZABLE | Two tones: Base and Rim in one Frame Finish and Table Top in a Multi-step Finish (See Page 128) Table Top Codes to use: **M1, M2, M3, M6**

*Aluminum Slate*

J1    J4    J7    J9    K1    K2

Multi-step top finishes  
(See Page 130)

Paint Options:

- CUSTOMIZABLE | Two tones: Base and Rim in one Frame Finish and Table Top in a Multi-step Finish (See Page 130) Table Top Codes to use: **J1, J4, J7, J9, K1, K2**



RECTANGULAR DINING TABLE  
**ARDK108**  
 READY TO ASSEMBLE | **CUSTOMIZABLE**  
 UMBRELLA HOLE OPTION AVAILABLE

W - 56" D - 108" H - 28.5"



RECTANGULAR DINING TABLE  
**ARD84**  
 FULLY ASSEMBLED | **CUSTOMIZABLE**  
 NO UMBRELLA HOLE AVAILABLE

W - 44" D - 86" H - 28.5"



ROUND DINING TABLE  
**ACD54**  
 FULLY ASSEMBLED | **CUSTOMIZABLE**  
 UMBRELLA HOLE OPTION AVAILABLE

W - 54" D - 54" H - 28.5"



LARGE RECTANGULAR COFFEE TABLE  
**ARC3248**  
 FULLY ASSEMBLED | **CUSTOMIZABLE**  
 NO UMBRELLA HOLE AVAILABLE

W - 34" D - 50" H - 19"



ROUND SIDE TABLE  
**ACP24**  
 FULLY ASSEMBLED | **CUSTOMIZABLE**  
 NO UMBRELLA HOLE AVAILABLE

W - 26" D - 26" H - 20"



SQUARE SIDE TABLE  
**ASP20**  
 FULLY ASSEMBLED | **CUSTOMIZABLE**  
 NO UMBRELLA HOLE AVAILABLE

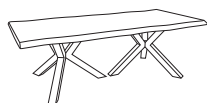
W - 22" D - 22" H - 22"

Avg: Width and Depth of the Table or Firepit may vary because of the nature of Aluminum castings

## HOW TO ORDER

### 1. Select Item

Rectangular Dining Table



### 2. Select Finish for the Base

*Finish Techniques*



See Page 173 for Frame Finishes Available

### 3. Select Top

See Top Options



### 4. Select Finish for the Top

From Frame Finishes or From Multistep Top Finishes depending on selected Top

### 5. Umbrella Hole

(When applicable)





# BILTMORE<sup>®</sup> ANTLER HILL TABLES

## Dining & Occasional



**RECTANGULAR DINING TABLE**  
**AORDK116**  
READY TO ASSEMBLE | **CUSTOMIZABLE**  
UMBRELLA HOLE OPTION AVAILABLE

W - 44" D - 116" H - 28.5"



**LARGE RECTANGULAR COFFEE TABLE**  
**AORC3248**  
FULLY ASSEMBLED | **CUSTOMIZABLE**  
NO UMBRELLA HOLE AVAILABLE

W - 34" D - 50" H - 19"



**SQUARE SIDE TABLE**  
**AOSS20**  
FULLY ASSEMBLED | **CUSTOMIZABLE**  
NO UMBRELLA HOLE AVAILABLE

W - 22" D - 22" H - 22"



**ROUND CHAT TABLE**  
**AOCO42**  
FULLY ASSEMBLED | **CUSTOMIZABLE**  
NO UMBRELLA HOLE AVAILABLE

W - 42" D - 42" H - 24"




**ROUND SIDE TABLE**  
**AOCP24**  
FULLY ASSEMBLED | **CUSTOMIZABLE**  
NO UMBRELLA HOLE AVAILABLE

W - 26" D - 26" H - 20"

Avg: Width and Depth of the Table or Firepit may vary because of the nature of Aluminum castings

### Top Options:

#### Textured Aluminum



**ARTISAN AR**   **SUNBURST BU**   **FORGED FF**   **RECLAIMED WOOD FA**

Available in all Castelle Frame finishes  
(See Page 173)

#### Paint Options:

- Whole Table (Base, Table Top with Rim) in any of the Castelle Frame Finishes (See Page 173)
- **CUSTOMIZABLE** | Two tones: Base in one Frame Finish and Table Top with Rim in a second finish from the Castelle Frame Finishes (See Page 173)

#### Live Edge




**R1**   **R2**   **R3**   **R6**   **RA**  
Multi-step top finishes (See Page 128)   Any Castelle frame finish (See Page 173)

#### Paint Options:

- Whole Table (Base and Table Top) in any of the Castelle Frame Finishes (See Page 173), Table Top Code to use: **RA**
- **CUSTOMIZABLE** | Two tones: Base in one Frame Finish and Table Top in a Multi-step Finish (See Page 128) Table Top Codes to use: **R1, R2, R3, R6**

#### Woodgrain



**M1**   **M2**   **M3**   **M6**   **MA**  
Multi-step top finishes (See Page 128)   Any Castelle frame finish (See Page 173)

#### Paint Options:

- Whole Table (Base and Table Top with Rim) in any of the Castelle Frame Finishes (See Page 173), Table Top Code to use: **MA**
- **CUSTOMIZABLE** | Two tones: Base and Rim in one Frame Finish and Table Top in a Multi-step Finish (See Page 128) Table Top Codes to use: **M1, M2, M3, M6**

#### Aluminum Slate



**J1**   **J4**   **J7**   **J9**   **K1**   **K2**  
Multi-step top finishes (See Page 130)

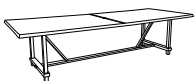
#### Paint Options:

- **CUSTOMIZABLE** | Two tones: Base and Rim in one Frame Finish and Table Top in a Multi-step Finish (See Page 130) Table Top Codes to use: **J1, J4, J7, J9, K1, K2**

## HOW TO ORDER

### 1. Select Item

Rectangular Dining Table



### 2. Select Finish for the Base

#### Finish Techniques

- STANDARD    LUXE  
 BRUSHED    ANTIQUE

See Page 173 for Frame Finishes Available

### 3. Select Top

See Top Options



### 4. Select Finish for the Top

From Frame Finishes or From Multistep Top Finishes depending on selected Top

### 5. Umbrella Hole

(When applicable)





# BARBADOS TABLES

## Dining & Occasional

### Top Options:

#### Textured Aluminum



SUNBURST  
BU

Available in all Castelle Frame finishes  
(See Page 173)

#### Paint Options:

- Whole Table (Base, Table Top with Rim) in any of the Castelle Frame Finishes (See Page 173)
- CUSTOMIZABLE | Two tones: Base in one Frame Finish and Table Top with Rim in a second finish from the Castelle Frame Finishes (See Page 173)

#### Woodgrain



MA

M1

M2

M3

M6


Any Castelle frame finish  
(See Page 173)

Multi-step top finishes  
(See Page 128)

#### Paint Options:

- Whole Table (Base and Table Top with Rim) in any of the Castelle Frame Finishes (See Page 173), Table Top Code to use: MA
- CUSTOMIZABLE | Two tones: Base and Rim in one Frame Finish and Table Top in a Multi-step Finish (See Page 128) Table Top Codes to use: M1, M2, M3, M6

#### Smooth Aluminum



SA

W1

W2

W3


Any Castelle frame finish  
(See Page 173)

Multi-step top finishes  
(See Page 130)

#### Paint Options:

- Whole Table (Base and Table Top with Rim) in any of the Castelle Frame Finishes (See Page 173), Table Top Code to use: SA
- CUSTOMIZABLE | Two tones: Base and Rim in one Frame Finish and Table Top in a Multi-step Finish (See Page 130) Table Top Codes to use: W1, W2, W3

#### Aluminum Slate



J1

J4

J7

J9

K1

K2

Multi-step top finishes  
(See Page 130)

#### Paint Options:

- CUSTOMIZABLE | Two tones: Base and Rim in one Frame Finish and Table Top in a Multi-step Finish (See Page 130) Table Top Codes to use: J1, J4, J7, J9, K1, K2



RECTANGULAR DINING TABLE  
**A2RDK116**  
READY TO ASSEMBLE | CUSTOMIZABLE  
UMBRELLA HOLE OPTION AVAILABLE

W - 44" D - 116" H - 28.5"



RECTANGULAR DINING TABLE  
**A2RDK78**  
FULLY ASSEMBLED | CUSTOMIZABLE  
UMBRELLA HOLE OPTION AVAILABLE

W - 44" D - 78" H - 28.5"



SQUARE DINING TABLE  
**A2SD44**  
FULLY ASSEMBLED | CUSTOMIZABLE  
UMBRELLA HOLE OPTION AVAILABLE

W - 44" D - 44" H - 28.5"



LARGE RECTANGULAR COFFEE TABLE  
**A2RC3248**  
FULLY ASSEMBLED | CUSTOMIZABLE  
NO UMBRELLA HOLE AVAILABLE

W - 30" D - 50" H - 19"



SQUARE SIDE TABLE  
**A2SS22**  
FULLY ASSEMBLED | CUSTOMIZABLE  
NO UMBRELLA HOLE AVAILABLE

W - 22" D - 22" H - 22"



ROUND SIDE TABLE  
**A2CP24**  
FULLY ASSEMBLED | CUSTOMIZABLE  
NO UMBRELLA HOLE AVAILABLE

W - 26" D - 26" H - 20"

Avg: Width and Depth of the Table or Firepit may vary because of the nature of Aluminum castings

## HOW TO ORDER

### 1. Select Item

Rectangular Dining Table



### 2. Select Finish for the Base

#### Finish Techniques



See Page 173 for Frame Finishes Available

### 3. Select Top

See Top Options



### 4. Select Finish for the Top

From Frame Finishes or From Multistep Top Finishes depending on selected Top

### 5. Umbrella Hole

(When applicable)





# CLASSICAL TABLES

## Dining & High Dining



**RECTANGULAR DINING TABLE  
 SRDK84**  
 READY TO ASSEMBLE | **CUSTOMIZABLE**  
 UMBRELLA HOLE OPTION AVAILABLE

W - 44" D - 86" H - 28.5"



**RECTANGULAR DINING TABLE  
 SRDK108**  
 READY TO ASSEMBLE | **CUSTOMIZABLE**  
 UMBRELLA HOLE OPTION AVAILABLE

W - 54" D - 108" H - 28.5"



**OVAL DINING TABLE  
 SODK84** NOT AVAILABLE WITH LIVE EDGE CAST TOP  
 READY TO ASSEMBLE | **CUSTOMIZABLE**  
 UMBRELLA HOLE OPTION AVAILABLE

W - 44" D - 86" H - 28.5"



**OVAL DINING TABLE  
 SODK108** NOT AVAILABLE WITH LIVE EDGE CAST TOP  
 READY TO ASSEMBLE | **CUSTOMIZABLE**  
 UMBRELLA HOLE OPTION AVAILABLE

W - 49" D - 108" H - 28.5"



**ROUND BAR HEIGHT TABLE  
 SCHK42**  
 READY TO ASSEMBLE | **CUSTOMIZABLE**  
 UMBRELLA HOLE OPTION AVAILABLE

W - 44" D - 44" H - 41.5"



**ROUND COUNTER HEIGHT TABLE  
 SCEK42**  
 READY TO ASSEMBLE | **CUSTOMIZABLE**  
 UMBRELLA HOLE OPTION AVAILABLE

W - 44" D - 44" H - 36"



**ROUND DINING TABLE  
 SCDK54**  
 READY TO ASSEMBLE | **CUSTOMIZABLE**  
 UMBRELLA HOLE OPTION AVAILABLE

W - 54" D - 54" H - 28.5"



**ROUND DINING TABLE  
 SCDK60**  
 READY TO ASSEMBLE | **CUSTOMIZABLE**  
 UMBRELLA HOLE OPTION AVAILABLE

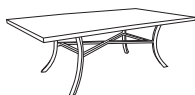
W - 60" D - 60" H - 28.5"

Avg: Width and Depth of the Table or Firepit may vary because of the nature of Aluminum castings

## HOW TO ORDER

### 1. Select Item

Rectangular Dining Table



### 2. Select Finish for the Base

Finish Techniques

- STANDARD
- LUXE
- BRUSHED
- ANTIQUE

See Page 173 for Frame Finishes Available

### 3. Select Top

See Top Options



### 4. Select Finish for the Top

From Frame Finishes or From Multistep Top Finishes depending on selected Top

### 5. Umbrella Hole

(When applicable)

- N
- U

## Top Options:

### Textured Aluminum



Available in all Castelle Frame finishes (See Page 173)

#### Paint Options:

- Whole Table (Base, Table Top with Rim) in any of the Castelle Frame Finishes (See Page 173)
- CUSTOMIZABLE | Two tones: Base in one Frame Finish and Table Top with Rim in a second finish from the Castelle Frame Finishes (See Page 173)

### Live Edge



Multi-step top finishes (See Page 128)

Any Castelle frame finish (See Page 173)

#### Paint Options:

- Whole Table (Base and Table Top) in any of the Castelle Frame Finishes (See Page 173), Table Top Code to use: **RA**
- CUSTOMIZABLE | Two tones: Base in one Frame Finish and Table Top in a Multi-step Finish (See Page 128) Table Top Codes to use: **R1, R2, R3, R6**

### Woodgrain




Multi-step top finishes (See Page 128)

Any Castelle frame finish (See Page 173)

#### Paint Options:

- Whole Table (Base and Table Top with Rim) in any of the Castelle Frame Finishes (See Page 173), Table Top Code to use: **MA**
- CUSTOMIZABLE | Two tones: Base and Rim in one Frame Finish and Table Top in a Multi-step Finish (See Page 128) Table Top Codes to use: **M1, M2, M3, M6**

### Smooth Aluminum



Multi-step top finishes (See Page 130)

Any Castelle frame finish (See Page 173)

#### Paint Options:

- Whole Table (Base and Table Top with Rim) in any of the Castelle Frame Finishes (See Page 173), Table Top Code to use: **SA**
- CUSTOMIZABLE | Two tones: Base and Rim in one Frame Finish and Table Top in a Multi-step Finish (See Page 130) Table Top Codes to use: **W1, W2, W3**

### Aluminum Slate



Multi-step top finishes (See Page 130)

#### Paint Options:

- CUSTOMIZABLE | Two tones: Base and Rim in one Frame Finish and Table Top in a Multi-step Finish (See Page 130) Table Top Codes to use: **J1, J4, J7, J9, K1, K2**



# CLASSICAL TABLES

## Top Options:

## Occasional

*Textured Aluminum*

ARTISAN AR    SUNBURST BU    FORGED FF    RECLAIMED WOOD FA

Available in all Castelle Frame finishes  
(See Page 173)

Paint Options:

- Whole Table (Base, Table Top with Rim) in any of the Castelle Frame Finishes (See Page 173)
- CUSTOMIZABLE | Two tones: Base in one Frame Finish and Table Top with Rim in a second finish from the Castelle Frame Finishes (See Page 173)

*Live Edge*

RA    or    R1    R2    R3    R6

Any Castelle frame finish  
(See Page 173)

Multi-step top finishes  
(See Page 128)

Paint Options:

- Whole Table (Base and Table Top) in any of the Castelle Frame Finishes (See Page 173), Table Top Code to use: **RA**
- CUSTOMIZABLE | Two tones: Base in one Frame Finish and Table Top in a Multi-step Finish (See Page 128) Table Top Codes to use: **R1, R2, R3, R6**

*Woodgrain*

MA    or    M1    M2    M3    M6

Any Castelle frame finish  
(See Page 173)

Multi-step top finishes  
(See Page 128)

Paint Options:

- Whole Table (Base and Table Top with Rim) in any of the Castelle Frame Finishes (See Page 173), Table Top Code to use: **MA**
- CUSTOMIZABLE | Two tones: Base and Rim in one Frame Finish and Table Top in a Multi-step Finish (See Page 128) Table Top Codes to use: **M1, M2, M3, M6**

*Smooth Aluminum*

SA    or    W1    W2    W3

Any Castelle frame finish  
(See Page 173)

Multi-step top finishes  
(See Page 130)

Paint Options:

- Whole Table (Base and Table Top with Rim) in any of the Castelle Frame Finishes (See Page 173), Table Top Code to use: **SA**
- CUSTOMIZABLE | Two tones: Base and Rim in one Frame Finish and Table Top in a Multi-step Finish (See Page 130) Table Top Codes to use: **W1, W2, W3**

*Aluminum Slate*

J1    J4    J7    J9    K1    K2

Multi-step top finishes  
(See Page 130)

Paint Options:

- CUSTOMIZABLE | Two tones: Base and Rim in one Frame Finish and Table Top in a Multi-step Finish (See Page 130) Table Top Codes to use: **J1, J4, J7, J9, K1, K2**

## HOW TO ORDER

### 1. Select Item

Rectangular Coffee Table



### 2. Select Finish for the Base

#### Finish Techniques



See Page 173 for Frame Finishes Available

### 3. Select Top

See Top Options



### 4. Select Finish for the Top

From Frame Finishes or From Multistep Top Finishes depending on selected Top

### 5. Umbrella Hole

(When applicable)



LARGE RECTANGULAR COFFEE TABLE  
**SRC3248**  
 FULLY WELDED  
 NO UMBRELLA HOLE AVAILABLE

W - 35.5" D - 51.5" H - 19"



SMALL RECTANGULAR COFFEE TABLE  
**SRC3418**  
 FULLY WELDED  
 NO UMBRELLA HOLE AVAILABLE

W - 21.5" D - 37.5" H - 19"



ROUND COFFEE TABLE  
**SCC42**  
 FULLY WELDED  
 NO UMBRELLA HOLE AVAILABLE

W - 44" D - 44" H - 19"



ELLIPTICAL COFFEE TABLE  
**SEC3248**  
 FULLY WELDED  
 NO UMBRELLA HOLE AVAILABLE

W - 34" D - 49.5" H - 19"



ROUND SIDE TABLE  
**SCP24**  
 FULLY WELDED  
 NO UMBRELLA HOLE AVAILABLE

W - 26" D - 26" H - 20"



ELLIPTICAL SIDE TABLE  
**SEP24**  
 FULLY WELDED  
 NO UMBRELLA HOLE AVAILABLE

W - 21" D - 26" H - 20"



SQUARE SIDE TABLE  
**SSS20**  
 FULLY WELDED  
 NO UMBRELLA HOLE AVAILABLE

W - 23.5" D - 23.5" H - 22"



RECTANGULAR CONSOLE TABLE  
**SRL1854**  
 FULLY WELDED  
 NO UMBRELLA HOLE AVAILABLE

W - 20" D - 56" H - 32"

Avg: Width and Depth of the Table or Firepit may vary because of the nature of Aluminum castings



# ICON TABLES

## Dining, High Dining & Occasional



**SQUARE DINING TABLE**  
**RSD44**  
FULLY ASSEMBLED | **CUSTOMIZABLE**  
UMBRELLA HOLE OPTION AVAILABLE

W - 44" D - 44" H - 28.5"



**RECTANGULAR DINING TABLE**  
**RRD84**  
FULLY ASSEMBLED | **CUSTOMIZABLE**  
UMBRELLA HOLE OPTION AVAILABLE

W - 44" D - 86" H - 28.5"



**LARGE RECTANGULAR COFFEE TABLE**  
**RRC3248**  
FULLY ASSEMBLED | **CUSTOMIZABLE**  
NO UMBRELLA HOLE AVAILABLE.

W - 35.5" D - 50" H - 19"



**RECTANGULAR COUNTER HEIGHT TABLE**  
**RRE3260**  
FULLY ASSEMBLED | **CUSTOMIZABLE**  
UMBRELLA HOLE OPTION AVAILABLE

W - 32" D - 60" H - 36"




**SQUARE SIDE TABLE**  
**RSS20**  
FULLY ASSEMBLED | **CUSTOMIZABLE**  
NO UMBRELLA HOLE AVAILABLE

W - 21" D - 21" H - 22"

Avg: Width and Depth of the Table or Firepit may vary because of the nature of Aluminum castings

### Top Options:

#### Smooth Aluminum



**W1** **W2** **W3** **SA**  
Multi-step top finishes (See Page 130) Any Castelle frame finish (See Page 173)

#### Paint Options:

- Whole Table (Base and Table Top with Rim) in any of the Castelle Frame Finishes (See Page 173), Table Top Code to use: **SA**
- **CUSTOMIZABLE** | Two tones: Base and Rim in one Frame Finish and Table Top in a Multi-step Finish (See Page 130) Table Top Codes to use: **W1, W2, W3**

#### Aluminum Slate



**J1** **J4** **J7** **J9** **K1** **K2**  
Multi-step top finishes (See Page 130)

#### Paint Options:

- **CUSTOMIZABLE** | Two tones: Base and Rim in one Frame Finish and Table Top in a Multi-step Finish (See Page 130) Table Top Codes to use: **J1, J4, J7, J9, K1, K2**

#### Glass



**GLASS**  
**BG**  
(See Page 127)

## HOW TO ORDER

### 1. Select Item

Square Dining Table



### 2. Select Finish for the Base

#### Finish Techniques



See Page 173 for Frame Finishes Available

### 3. Select Top

See Top Options



### 4. Select Finish for the Top

From Frame Finishes or From Multistep Top Finishes depending on selected Top

### 5. Umbrella Hole

(When applicable)






# LARGO TABLES

*Occasional*

*Top Options:*

*Smooth Aluminum*



**SA** or **W1** **W2** **W3**  
 Any Castelle frame finish (See Page 173) Multi-step top finishes (See Page 130)

Paint Options:  
 • Whole Table (Base and Table Top with Rim) in any of the Castelle Frame Finishes (See Page 173), Table Top Code to use: **SA**  
 • **CUSTOMIZABLE** | Two tones: Base and Rim in one Frame Finish and Table Top in a Multi-step Finish (See Page 130) Table Top Codes to use: **W1, W2, W3**

*Aluminum Slate*



**J1** **J4** **J7** **J9** **K1** **K2**  
 Multi-step top finishes (See Page 130)

Paint Options:  
 • **CUSTOMIZABLE** | Two tones: Base and Rim in one Frame Finish and Table Top in a Multi-step Finish (See Page 130) Table Top Codes to use: **J1, J4, J7, J9, K1, K2**



**SQUARE COFFEE TABLE**  
**A4SC42 FULLY WELDED | CUSTOMIZABLE**  
 SHEET ALUMINUM SIDES  
 NO UMBRELLA HOLE AVAILABLE

W - 42" D - 42" H - 19"



**SQUARE SIDE TABLE**  
**A4SP20 FULLY WELDED | CUSTOMIZABLE**  
 SHEET ALUMINUM SIDES  
 NO UMBRELLA HOLE AVAILABLE

W - 20" D - 20" H - 20"



**SQUARE COFFEE TABLE**  
**C4SC42 FULLY WELDED | CUSTOMIZABLE**  
 ALUMINUM WOVEN SIDES  
 NO UMBRELLA HOLE AVAILABLE

W - 42" D - 42" H - 19"



**SQUARE SIDE TABLE**  
**C4SP20 FULLY WELDED | CUSTOMIZABLE**  
 ALUMINUM WOVEN SIDES  
 NO UMBRELLA HOLE AVAILABLE

W - 20" D - 20" H - 20"



**RECTANGULAR COFFEE TABLE**  
**A4RC2660 FULLY WELDED | CUSTOMIZABLE**  
 SHEET ALUMINUM SIDES  
 NO UMBRELLA HOLE AVAILABLE

W - 26" D - 60" H - 19"



**RECTANGULAR COFFEE TABLE**  
**C4RC2660 FULLY WELDED | CUSTOMIZABLE**  
 ALUMINUM WOVEN SIDES  
 NO UMBRELLA HOLE AVAILABLE

W - 26" D - 60" H - 19"



**RECTANGULAR STORAGE COFFEE TABLE**  
**A4RCS2660 FULLY WELDED | CUSTOMIZABLE**  
 SHEET ALUMINUM SIDES  
 NO UMBRELLA HOLE AVAILABLE

W - 26" D - 60" H - 19"



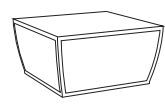
**RECTANGULAR STORAGE COFFEE TABLE**  
**C4RCS2660 FULLY WELDED | CUSTOMIZABLE**  
 ALUMINUM WOVEN SIDES  
 NO UMBRELLA HOLE AVAILABLE

W - 26" D - 60" H - 19"

Avg: Width and Depth of the Table or Firepit may vary because of the nature of Aluminum castings

## HOW TO ORDER

**1. Select Item**  
 Square Coffee Table

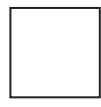


**2. Select Finish for the Base**  
 Finish Techniques



See Page 173 for Frame Finishes Available

**3. Select Top**  
 See Top Options



**4. Select Finish for the Top**  
 From Frame Finishes or From Multistep Top Finishes depending on selected Top

**5. Umbrella Hole**  
 (When applicable)





# MARQUIS TABLES

## Dining, High Dining & Occasional



**RECTANGULAR DINING TABLE  
D1RD84**  
FULLY ASSEMBLED | **CUSTOMIZABLE**  
UMBRELLA HOLE OPTION AVAILABLE

W - 42" D - 84" H - 28.5"



**RECTANGULAR DINING TABLE  
D1RDK108**  
READY TO ASSEMBLE | **CUSTOMIZABLE**  
UMBRELLA HOLE OPTION AVAILABLE

W - 42" D - 108" H - 28.5"



**RECTANGULAR COFFEE TABLE  
D1RC3248**  
FULLY ASSEMBLED | **CUSTOMIZABLE**  
NO UMBRELLA HOLE AVAILABLE

W - 32" D - 48" H - 19"



**ROUND BAR HEIGHT TABLE  
D1CH32**  
FULLY ASSEMBLED | **CUSTOMIZABLE**  
UMBRELLA HOLE OPTION AVAILABLE

W - 32" D - 32" H - 41.5"



**SQUARE SIDE TABLE  
D1SS20**  
FULLY ASSEMBLED | **CUSTOMIZABLE**  
NO UMBRELLA HOLE AVAILABLE

W - 20" D - 20" H - 22"




**ROUND SIDE TABLE  
D1CP24**  
FULLY ASSEMBLED | **CUSTOMIZABLE**  
NO UMBRELLA HOLE AVAILABLE

W - 24" D - 24" H - 20"

Avg: Width and Depth of the Table or Firepit may vary because of the nature of Aluminum castings

### Top Options:

#### Textured Aluminum




**ARTISAN AR**   **SUNBURST BU**   **FORGED FF**   **RECLAIMED WOOD FA**

Available in all Castelle Frame finishes  
(See Page 173)

#### Paint Options:

- Whole Table (Base, Table Top with Rim) in any of the Castelle Frame Finishes (See Page 173)
- **CUSTOMIZABLE** | Two tones: Base in one Frame Finish and Table Top with Rim in a second finish from the Castelle Frame Finishes (See Page 173)

#### Live Edge




**R1**   **R2**   **R3**   **R6**   **RA**  
Multi-step top finishes (See Page 128)   Any Castelle frame finish (See Page 173)

#### Paint Options:

- Whole Table (Base and Table Top) in any of the Castelle Frame Finishes (See Page 173), Table Top Code to use: **RA**
- **CUSTOMIZABLE** | Two tones: Base in one Frame Finish and Table Top in a Multi-step Finish (See Page 128) Table Top Codes to use: **R1, R2, R3, R6**

#### Woodgrain



**M1**   **M2**   **M3**   **M6**   **MA**  
Multi-step top finishes (See Page 128)   Any Castelle frame finish (See Page 173)

#### Paint Options:

- Whole Table (Base and Table Top with Rim) in any of the Castelle Frame Finishes (See Page 173), Table Top Code to use: **MA**
- **CUSTOMIZABLE** | Two tones: Base and Rim in one Frame Finish and Table Top in a Multi-step Finish (See Page 128) Table Top Codes to use: **M1, M2, M3, M6**

#### Aluminum Slate



**J1**   **J4**   **J7**   **J9**   **K1**   **K2**  
Multi-step top finishes (See Page 130)

#### Paint Options:

- **CUSTOMIZABLE** | Two tones: Base and Rim in one Frame Finish and Table Top in a Multi-step Finish (See Page 130) Table Top Codes to use: **J1, J4, J7, J9, K1, K2**

## HOW TO ORDER

### 1. Select Item

Rectangular Dining Table



### 2. Select Finish for the Base

#### Finish Techniques



See Page 173 for Frame Finishes Available

### 3. Select Top

See Top Options



### 4. Select Finish for the Top

From Frame Finishes or From Multistep Top Finishes depending on selected Top

### 5. Umbrella Hole

(When applicable)





*Top Options:*

**MODERNA TABLES**

*Dining, High Dining & Occasional*


*Textured Aluminum*



Available in all Castelle Frame finishes (See Page 173)

Paint Options:  
 • Whole Table (Base, Table Top with Rim) in any of the Castelle Frame Finishes (See Page 173)  
 • CUSTOMIZABLE | Two tones: Base in one Frame Finish and Table Top with Rim in a second finish from the Castelle Frame Finishes (See Page 173)


*Live Edge*



Any Castelle frame finish (See Page 173) or Multi-step top finishes (See Page 128)

Paint Options:  
 • Whole Table (Base and Table Top) in any of the Castelle Frame Finishes (See Page 173), Table Top Code to use: **RA**  
 • CUSTOMIZABLE | Two tones: Base in one Frame Finish and Table Top in a Multi-step Finish (See Page 128) Table Top Codes to use: **R1, R2, R3, R6**


*Woodgrain*



Any Castelle frame finish (See Page 173) or Multi-step top finishes (See Page 128)

Paint Options:  
 • Whole Table (Base and Table Top with Rim) in any of the Castelle Frame Finishes (See Page 173), Table Top Code to use: **MA**  
 • CUSTOMIZABLE | Two tones: Base and Rim in one Frame Finish and Table Top in a Multi-step Finish (See Page 128) Table Top Codes to use: **M1, M2, M3, M6**


*Smooth Aluminum*



Any Castelle frame finish (See Page 173) or Multi-step top finishes (See Page 130)

Paint Options:  
 • Whole Table (Base and Table Top with Rim) in any of the Castelle Frame Finishes (See Page 173), Table Top Code to use: **SA**  
 • CUSTOMIZABLE | Two tones: Base and Rim in one Frame Finish and Table Top in a Multi-step Finish (See Page 130) Table Top Codes to use: **W1, W2, W3**

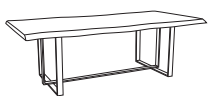
*Aluminum Slate*





Multi-step top finishes (See Page 130)

Paint Options:  
 • CUSTOMIZABLE | Two tones: Base and Rim in one Frame Finish and Table Top in a Multi-step Finish (See Page 130) Table Top Codes to use: **J1, J4, J7, J9, K1, K2**









**HOW TO ORDER**

- 1. Select Item**  
 Rectangular Dining Table  

- 2. Select Finish for the Base**  
*Finish Techniques*  

<input checked="" type="checkbox"/> STANDARD	<input checked="" type="checkbox"/> LUXE
<input checked="" type="checkbox"/> BRUSHED	<input checked="" type="checkbox"/> ANTIQUE

 See Page 173 for Frame Finishes Available  

- 3. Select Top**  
 See Top Options  

- 4. Select Finish for the Top**  
 From Frame Finishes or From Multistep Top Finishes depending on selected Top
- 5. Umbrella Hole**  
 (When applicable)  

<input checked="" type="checkbox"/> N	<input type="checkbox"/> U
---------------------------------------	----------------------------

 <b>RECTANGULAR DINING TABLE</b> <b>HRDK84</b> READY TO ASSEMBLE   <b>CUSTOMIZABLE</b> UMBRELLA HOLE OPTION AVAILABLE W-42" D-84" H-28.5"	 <b>SQUARE DINING TABLE</b> <b>HSDK44*</b> READY TO ASSEMBLE   <b>CUSTOMIZABLE</b> NO UMBRELLA HOLE AVAILABLE W - 47" D - 47" H - 28.5"
 <b>COFFEE TABLE</b> <b>HRC3042</b> FULLY WELDED   <b>CUSTOMIZABLE</b> NO UMBRELLA HOLE AVAILABLE W - 30" D - 42" H - 19"	 <b>LARGE RECTANGULAR COFFEE TABLE</b> <b>HRC3248</b> FULLY WELDED   <b>CUSTOMIZABLE</b> NO UMBRELLA HOLE AVAILABLE W - 35.5" D - 52" H - 19"
 <b>SQUARE COUNTER HEIGHT TABLE</b> <b>HSE32</b> FULLY WELDED   <b>CUSTOMIZABLE</b> NO UMBRELLA HOLE AVAILABLE W - 32" D - 32" H - 36"	 <b>SQUARE SIDE TABLE</b> <b>HSS20</b> FULLY WELDED   <b>CUSTOMIZABLE</b> NO UMBRELLA HOLE AVAILABLE W - 21" D - 21" H - 22"
 <b>SQUARE SIDE TABLE</b> <b>HSC16</b> FULLY WELDED   <b>CUSTOMIZABLE</b> NO UMBRELLA HOLE AVAILABLE W - 16" D - 16" H - 19"	 <b>SERVING CART</b> <b>HRT3418</b> NO UMBRELLA HOLE AVAILABLE W - 46.5" D - 22.5" H - 33.5"

Avg: Width and Depth of the Table or Firepit may vary because of the nature of Aluminum castings



# NATURE'S WOOD TABLES

## Top Options:

### Occasional



NATURAL SIDE TABLE  
**F1NP27**  
 FULLY ASSEMBLED | **CUSTOMIZABLE**  
 NO UMBRELLA HOLE AVAILABLE

W - 23" D - 27" H - 20"



NATURAL COFFEE TABLE  
**F1NC3064**  
 FULLY ASSEMBLED | **CUSTOMIZABLE**  
 NO UMBRELLA HOLE AVAILABLE

W - 30.5" D - 64" H - 19"



NATURAL OCCASIONAL TABLE  
**F1N016**  
 FULLY ASSEMBLED | **CUSTOMIZABLE**  
 NO UMBRELLA HOLE AVAILABLE

W - 17" D - 18" H - 24"



NATURAL SIDE TABLE  
**F1NS20**  
 FULLY ASSEMBLED | **CUSTOMIZABLE**  
 NO UMBRELLA HOLE AVAILABLE

W - 20" D - 21" H - 22"



STUMP LEG SIDE TABLE  
**F1TP20**  
 FULLY WELDED  
 NO UMBRELLA HOLE AVAILABLE

W - 17" D - 18" H - 20"

Nature's Wood

**N1** **N2** **N3** or **NA**

Multi-step top finishes (See Page 128)      Any Castelle frame finish (See Page 173)

Paint Options:

- Whole Table (Base and Table Top) in any of the Castelle Frame Finishes (See Page 173), Table Top Code to use: **NA**
- **CUSTOMIZABLE** | Two tones: Base in one Frame Finish and Table Top in a multistep finish (See Page 128), Table Top Code to use: **N1, N2, N3**

Avg: Width and Depth of the Table or Firepit may vary because of the nature of Aluminum castings

## HOW TO ORDER

1. Select Item  
 Natural Side Table



2. Select Finish for the Base  
 Finish Techniques

- STANDARD
- LUXE
- BRUSHED
- ANTIQUE

See Page 173 for Frame Finishes Available

3. Select Top  
 See Top Options



4. Select Finish for the Top  
 From Frame Finishes or From Multistep Top Finishes depending on selected Top

5. Umbrella Hole  
 (When applicable)





# NICOYA TABLES

## Dining

### Top Options:

#### Textured Aluminum




Available in all Castelle Frame finishes  
 (See Page 173)

#### Paint Options:

- Whole Table (Base, Table Top with Rim) in any of the Castelle Frame Finishes (See Page 173)
- CUSTOMIZABLE | Two tones: Base in one Frame Finish and Table Top with Rim in a second finish from the Castelle Frame Finishes (See Page 173)

#### Facets Slate



Multi-step top finishes  
 (See Page 127)

#### Paint Options:

- CUSTOMIZABLE | Two tones: Base and Rim in one Frame Finish and Table Top in a Multi-step Finish (See Page 127) Table Top Codes to use: F1, F4, F7, F9, G1, G2



OVAL DINING TABLE  
**A5ODK84**  
 READY TO ASSEMBLE | **CUSTOMIZABLE**  
 UMBRELLA HOLE OPTION AVAILABLE

W - 42" D - 84" H - 28.5"



OVAL DINING TABLE  
**A5ODK108**  
 READY TO ASSEMBLE | **CUSTOMIZABLE**  
 UMBRELLA HOLE OPTION AVAILABLE

W - 42" D - 108" H - 28.5"



ROUND DINING TABLE  
**A5CDK60**  
 READY TO ASSEMBLE | **CUSTOMIZABLE**  
 UMBRELLA HOLE OPTION AVAILABLE

W - 60.5" D - 60.5" H - 28.5"



ROUND DINING TABLE  
**A5CDK72**  
 READY TO ASSEMBLE | **CUSTOMIZABLE**  
 UMBRELLA HOLE OPTION AVAILABLE

W - 72" D - 72" H - 28.5"



ROUND DINING TABLE  
**A5CD32**  
 FULLY ASSEMBLED | **CUSTOMIZABLE**  
 UMBRELLA HOLE OPTION AVAILABLE

W - 32" D - 32" H - 28.5"



ROUND DINING TABLE  
**A5CDK50**  
 READY TO ASSEMBLE | **CUSTOMIZABLE**  
 UMBRELLA HOLE OPTION AVAILABLE

W - 50" D - 50" H - 28.5"

## HOW TO ORDER

### 1. Select Item

Oval Dining Table



### 2. Select Finish for the Base

#### Finish Techniques



See Page 173 for Frame Finishes Available

### 3. Select Top

See Top Options



### 4. Select Finish for the Top

From Frame Finishes or From Multistep Top Finishes depending on selected Top

### 5. Umbrella Hole

(When applicable)





# NICOYA TABLES

## Occasional



ROUND COFFEE TABLE  
**A5CC42**  
 FULLY ASSEMBLED | **CUSTOMIZABLE**  
 NO UMBRELLA HOLE AVAILABLE

W - 42" D - 42" H - 19"



ROUND COFFEE TABLE  
**A5CC32**  
 FULLY ASSEMBLED | **CUSTOMIZABLE**  
 NO UMBRELLA HOLE AVAILABLE

W - 32" D - 32" H - 19"



ELLIPTICAL OCCASIONAL TABLE  
**A5EP20**  
 FULLY WELDED  
 NO UMBRELLA HOLE AVAILABLE

W - 18.5" D - 20" H - 20"

## Top Options:

### Textured Aluminum




SUNBURST **BU** FACETS **FC**

Available in all Castelle Frame finishes  
 (See Page 173)

#### Paint Options:

- Whole Table (Base, Table Top with Rim) in any of the Castelle Frame Finishes (See Page 173)
- CUSTOMIZABLE | Two tones: Base in one Frame Finish and Table Top with Rim in a second finish from the Castelle Frame Finishes (See Page 173)

### Facets Slate



**F1** **F4** **F7** **F9** **G1** **G2**

Multi-step top finishes  
 (See Page 127)

#### Paint Options:

- CUSTOMIZABLE | Two tones: Base and Rim in one Frame Finish and Table Top in a Multi-step Finish (See Page 127) Table Top Codes to use: **F1, F4, F7, F9, G1, G2**

## HOW TO ORDER

### 1. Select Item

Round Coffee Table



### 2. Select Finish for the Base

#### Finish Techniques



See Page 173 for Frame Finishes Available

### 3. Select Top

See Top Options



### 4. Select Finish for the Top

From Frame Finishes or From Multistep Top Finishes depending on selected Top

### 5. Umbrella Hole

(When applicable)





## PARSONS TABLES

Dining

## Top Options:

## Aluminum Slats

SLAT  
SLAvailable in all Castelle Frame finishes  
(See Page 173)


## Paint Options:

- Whole Table (Base, Table Top with Rim) in any of the Castelle Frame Finishes (See Page 173)

## Woodgrain



or



MA

M1

M2

M3


M6

Any Castelle frame finish  
(See Page 173)Multi-step top finishes  
(See Page 128)




## Paint Options:

- Whole Table (Base and Table Top with Rim) in any of the Castelle Frame Finishes (See Page 173), Table Top Code to use: MA
- CUSTOMIZABLE | Two tones: Base and Rim in one Frame Finish and Table Top in a Multi-step Finish (See Page 128) Table Top Codes to use: M1, M2, M3, M6

## Smooth Aluminum



or



SA

W1

W2

W3

Any Castelle frame finish  
(See Page 173)Multi-step top finishes  
(See Page 130)

## Paint Options:

- Whole Table (Base and Table Top with Rim) in any of the Castelle Frame Finishes (See Page 173), Table Top Code to use: SA
- CUSTOMIZABLE | Two tones: Base and Rim in one Frame Finish and Table Top in a Multi-step Finish (See Page 130) Table Top Codes to use: W1, W2, W3

## Aluminum Slate



J1

J4

J7

J9

K1

K2

Multi-step top finishes  
(See Page 130)

## Paint Options:

- CUSTOMIZABLE | Two tones: Base and Rim in one Frame Finish and Table Top in a Multi-step Finish (See Page 130) Table Top Codes to use: J1, J4, J7, J9, K1, K2



RECTANGULAR DINING TABLE  
**C1RDK116**  
READY TO ASSEMBLE | **CUSTOMIZABLE**  
UMBRELLA HOLE OPTION AVAILABLE

W - 42" D - 116" H - 28.5"



RECTANGULAR DINING TABLE  
**C1RDK78**  
FULLY ASSEMBLED | **CUSTOMIZABLE**  
UMBRELLA HOLE OPTION AVAILABLE

W - 42" D - 78" H - 28.5"



RECTANGULAR EXTENSION DINING TABLE  
**C1RGE120** EXTENDS TO 120"  
FULLY ASSEMBLED | **CUSTOMIZABLE**  
NO UMBRELLA HOLE AVAILABLE

W - 42" D - 90" H - 29.5"



RECTANGULAR EXTENSION DINING TABLE  
**C1RGE140** EXTENDS TO 140"  
FULLY ASSEMBLED | **CUSTOMIZABLE**  
NO UMBRELLA HOLE AVAILABLE

W - 42" D - 90" H - 29.5"



SQUARE DINING TABLE  
**C1SDK42** | **CUSTOMIZABLE**  
FULLY ASSEMBLED  
UMBRELLA HOLE OPTION AVAILABLE

W - 42" D - 42" H - 28.5"

Avg: Width and Depth of the Table or Firepit may vary because of the nature of Aluminum castings

## HOW TO ORDER

## 1. Select Item

Square Dining Table



## 2. Select Finish for the Base

## Finish Techniques



STANDARD



LUXE



BRUSHED



ANTIQUÉ

See Page 173 for Frame  
Finishes Available

## 3. Select Top

See Top Options



## 4. Select Finish for the Top

From Frame Finishes or  
From Multistep Top Finishes  
depending on selected Top

## 5. Umbrella Hole

(When applicable)



N



U



# TULIP TABLES

## Dining



OVAL DINING TABLE  
**E10DK108**  
 READY TO ASSEMBLE | **CUSTOMIZABLE**  
 UMBRELLA HOLE OPTION AVAILABLE

W - 42" D - 108" H - 28.5"



OVAL DINING TABLE  
**E10DK84**  
 READY TO ASSEMBLE | **CUSTOMIZABLE**  
 UMBRELLA HOLE OPTION AVAILABLE

W - 42" D - 84" H - 28.5"



ROUND DINING TABLE  
**E1CDK72**  
 READY TO ASSEMBLE | **CUSTOMIZABLE**  
 UMBRELLA HOLE OPTION AVAILABLE

W - 72" D - 72" H - 28.5"



ROUND DINING TABLE  
**E1CDK60**  
 READY TO ASSEMBLE | **CUSTOMIZABLE**  
 UMBRELLA HOLE OPTION AVAILABLE

W - 60.5" D - 60.5" H - 28.5"



ROUND DINING TABLE  
**E1CDK50**  
 READY TO ASSEMBLE | **CUSTOMIZABLE**  
 UMBRELLA HOLE OPTION AVAILABLE

W - 50" D - 50" H - 28.5"



SQUARE DINING TABLE  
**E1SD36**  
 FULLY ASSEMBLEDD | **CUSTOMIZABLE**  
 UMBRELLA HOLE OPTION AVAILABLE

W - 36" D - 36" H - 28.5"



SQUARE DINING TABLE  
**E1SD30**  
 FULLY ASSEMBLEDD | **CUSTOMIZABLE**  
 UMBRELLA HOLE OPTION AVAILABLE

W - 30" D - 30" H - 28.5"



ROUND DINING TABLE  
**E1CD32**  
 FULLY ASSEMBLEDD | **CUSTOMIZABLE**  
 UMBRELLA HOLE OPTION AVAILABLE

W - 32" D - 32" H - 28.5"

## Top Options:


### Textured Aluminum



Available in all Castelle Frame finishes  
 (See Page 173)

- Paint Options:
- Whole Table (Base, Table Top with Rim) in any of the Castelle Frame Finishes (See Page 173)
  - CUSTOMIZABLE | Two tones: Base in one Frame Finish and Table Top with Rim in a second finish from the Castelle Frame Finishes (See Page 173)

### Facets Slate



Multi-step top finishes  
 (See Page 127)

- Paint Options:
- CUSTOMIZABLE | Two tones: Base and Rim in one Frame Finish and Table Top in a Multi-step Finish (See Page 127) Table Top Codes to use: F1, F4, F7, F9, G1, G2

CAST UMBRELLA STAND **E1UMSTD** RECOMMENDED

SEE ACCESSORIES PAGE 160

## HOW TO ORDER

### 1. Select Item

Oval Dining Table



### 2. Select Finish for the Base

Finish Techniques

- |  |   |
|--|---|
| <input checked="" type="checkbox"/> STANDARD | <input type="checkbox"/> LUXE               |
| <input checked="" type="checkbox"/> BRUSHED  | <input checked="" type="checkbox"/> ANTIQUE |

See Page 173 for Frame Finishes Available

### 3. Select Top

See Top Options



### 4. Select Finish for the Top

From Frame Finishes or From Multistep Top Finishes depending on selected Top

### 5. Umbrella Hole

(When applicable)





## TULIP TABLES

Occasional

## Top Options:

## Textured Aluminum




SUNBURST  
BU      FACETS  
FC

Available in all Castelle Frame finishes  
(See Page 173)

## Paint Options:

- Whole Table (Base, Table Top with Rim) in any of the Castelle Frame Finishes (See Page 173)
- CUSTOMIZABLE | Two tones: Base in one Frame Finish and Table Top with Rim in a second finish from the Castelle Frame Finishes (See Page 173)

## Facets Slate



F1      F4      F7      F9      G1      G2

Multi-step top finishes  
(See Page 127)

## Paint Options:

- CUSTOMIZABLE | Two tones: Base and Rim in one Frame Finish and Table Top in a Multi-step Finish (See Page 127) Table Top Codes to use: F1, F4, F7, F9, G1, G2



ROUND COFFEE TABLE  
**E1CC32**  
FULLY ASSEMBLED | **CUSTOMIZABLE**  
NO UMBRELLA HOLE AVAILABLE

W - 32" D - 32" H - 19"



ROUND COFFEE TABLE  
**E1CC42**  
FULLY ASSEMBLED | **CUSTOMIZABLE**  
NO UMBRELLA HOLE AVAILABLE

W - 42" D - 42" H - 19"



ELLIPTICAL SIDE TABLE  
**E1ES16**  
FULLY WELDED  
NO UMBRELLA HOLE AVAILABLE

W - 14.5" D - 16" H - 22"



ELLIPTICAL OCCASIONAL TABLE  
**E1EP20**  
FULLY WELDED  
NO UMBRELLA HOLE AVAILABLE

W - 18.5" D - 20" H - 20"



OVAL SIDE TABLE  
**E10010**  
FULLY WELDED  
NO UMBRELLA HOLE AVAILABLE

W - 8.5" D - 10" H - 24"

## HOW TO ORDER

## 1. Select Item

Round Coffee Table



## 2. Select Finish for the Base

## Finish Techniques



See Page 173 for Frame  
Finishes Available

## 3. Select Top

See Top Options



## 4. Select Finish for the Top

From Frame Finishes or  
From Multistep Top Finishes  
depending on selected Top

## 5. Umbrella Hole

(When applicable)





# TULIP TABLES

## High Dining



ROUND BAR HEIGHT TABLE  
**E1CH32**  
 FULLY ASSEMBLEDD | **CUSTOMIZABLE**  
 NO UMBRELLA HOLE AVAILABLE

W - 32" D - 32" H - 41.5"



SQUARE BAR HEIGHT TABLE  
**E1SH30**  
 FULLY ASSEMBLEDD | **CUSTOMIZABLE**  
 NO UMBRELLA HOLE AVAILABLE

W - 30" D - 30" H - 41.5"



SQUARE BAR HEIGHT TABLE  
**E1SH36**  
 FULLY ASSEMBLEDD | **CUSTOMIZABLE**  
 NO UMBRELLA HOLE AVAILABLE

W - 36" D - 36" H - 41.5"



SQUARE COUNTER HEIGHT TABLE  
**E1SE36**  
 FULLY ASSEMBLEDD | **CUSTOMIZABLE**  
 NO UMBRELLA HOLE AVAILABLE

W - 36" D - 36" H - 36"



SQUARE COUNTER HEIGHT TABLE  
**E1SE30**  
 FULLY ASSEMBLEDD | **CUSTOMIZABLE**  
 NO UMBRELLA HOLE AVAILABLE

W - 30" D - 30" H - 36"



ROUND COUNTER HEIGHT TABLE  
**E1CE32**  
 FULLY ASSEMBLEDD | **CUSTOMIZABLE**  
 NO UMBRELLA HOLE AVAILABLE

W - 32" D - 32" H - 36"

### Top Options:

#### Textured Aluminum




SUNBURST BU FACETS FC

Available in all Castelle Frame finishes  
 (See Page 173)

#### Paint Options:

- Whole Table (Base, Table Top with Rim) in any of the Castelle Frame Finishes (See Page 173)
- CUSTOMIZABLE | Two tones: Base in one Frame Finish and Table Top with Rim in a second finish from the Castelle Frame Finishes (See Page 173)

#### Facets Slate



F1 F4 F7 F9 G1 G2

Multi-step top finishes  
 (See Page 127)

#### Paint Options:

- CUSTOMIZABLE | Two tones: Base and Rim in one Frame Finish and Table Top in a Multi-step Finish (See Page 127) Table Top Codes to use: F1, F4, F7, F9, G1, G2

## HOW TO ORDER

### 1. Select Item

Round Bar Height Table



### 2. Select Finish for the Base

#### Finish Techniques



See Page 173 for Frame Finishes Available

### 3. Select Top

See Top Options



### 4. Select Finish for the Top

From Frame Finishes or From Multistep Top Finishes depending on selected Top

### 5. Umbrella Hole

(When applicable)






# TWIG TABLES

*Occasional*

*Top Options:*

*Textured Aluminum*



ROPE  
RP


FACETS  
FC

Available in all Castelle Frame finishes  
(See Page 173)

Paint Options:

- Whole Table (Base, Table Top with Rim) in any of the Castelle Frame Finishes (See Page 173)
- CUSTOMIZABLE | Two tones: Base in one Frame Finish and Table Top with Rim in a second finish from the Castelle Frame Finishes (See Page 173)

*Facets Slate*



F1

F4

F7

F9

G1

G2

Multi-step top finishes  
(See Page 127)

Paint Options:

- CUSTOMIZABLE | Two tones: Base and Rim in one Frame Finish and Table Top in a Multi-step Finish (See Page 127) Table Top Codes to use: F1, F4, F7, F9, G1, G2



ROUND SIDE TABLE  
**B4CS16**  
FULLY ASSEMBLED | CUSTOMIZABLE  
NO UMBRELLA HOLE AVAILABLE

W - 18" D - 18" H - 22"



ROUND SIDE TABLE  
**B4C010**  
FULLY ASSEMBLED | CUSTOMIZABLE  
NO UMBRELLA HOLE AVAILABLE

W - 12" D - 12" H - 24"



ROUND COFFEE TABLE  
**B4CC32**  
FULLY ASSEMBLED | CUSTOMIZABLE  
NO UMBRELLA HOLE AVAILABLE

W - 34" D - 34" H - 19"



ROUND SIDE TABLE  
**B4CP20**  
FULLY ASSEMBLED | CUSTOMIZABLE  
NO UMBRELLA HOLE AVAILABLE

W - 22" D - 22" H - 20"

## HOW TO ORDER

### 1. Select Item

Round Coffee Table



### 2. Select Finish for the Base

*Finish Techniques*



See Page 173 for Frame  
Finishes Available

### 3. Select Top

See Top Options



### 4. Select Finish for the Top

From Frame Finishes or  
From Multistep Top Finishes  
depending on selected Top

### 5. Umbrella Hole

(When applicable)





# VINTAGE TABLES

## Dining, High Dining & Occasional



**RECTANGULAR DINING TABLE**  
**NRD84**  
 READY TO ASSEMBLE  
 UMBRELLA HOLE OPTION AVAILABLE

W - 44" D - 86" H - 28.5"



**OVAL DINING TABLE**  
**NOD84** NOT AVAILABLE WITH LIVE EDGE CAST TOP  
 READY TO ASSEMBLE  
 UMBRELLA HOLE OPTION AVAILABLE

W - 44" D - 86" H - 28.5"



**ROUND BAR HEIGHT TABLE**  
**NCH42**  
 READY TO ASSEMBLE  
 UMBRELLA HOLE OPTION AVAILABLE

W - 44" D - 44" H - 41.5"



**ROUND DINING TABLE**  
**NCD48**  
 READY TO ASSEMBLE  
 UMBRELLA HOLE OPTION AVAILABLE

W - 49" D - 49" H - 28.5"



**ROUND DINING TABLE**  
**NCD54**  
 READY TO ASSEMBLE  
 UMBRELLA HOLE OPTION AVAILABLE

W - 54" D - 54" H - 28.5"



**SMALL RECTANGULAR COFFEE TABLE**  
**NRC3042**  
 READY TO ASSEMBLE  
 NO UMBRELLA HOLE AVAILABLE

W - 32" D - 44" H - 19"



**ROUND SIDE TABLE**  
**NCP24**  
 READY TO ASSEMBLE  
 NO UMBRELLA HOLE AVAILABLE

W - 26" D - 26" H - 20"




**SQUARE SIDE TABLE**  
**NSS20**  
 READY TO ASSEMBLE  
 NO UMBRELLA HOLE AVAILABLE

W - 22" D - 22" H - 22"

### Top Options:

#### Textured Aluminum




**ARTISAN AR**   **SUNBURST BU**   **FORGED FF**   **RECLAIMED WOOD FA**

Available in all Castelle Frame finishes  
 (See Page 173)

#### Paint Options:

- Whole Table (Base, Table Top with Rim) in any of the Castelle Frame Finishes (See Page 173)
- CUSTOMIZABLE | Two tones: Base in one Frame Finish and Table Top with Rim in a second finish from the Castelle Frame Finishes (See Page 173)

#### Live Edge




**R1**   **R2**   **R3**   **R6**   or   **RA**  
 Multi-step top finishes (See Page 128)   Any Castelle frame finish (See Page 173)

#### Paint Options:

- Whole Table (Base and Table Top) in any of the Castelle Frame Finishes (See Page 173), Table Top Code to use: **RA**
- CUSTOMIZABLE | Two tones: Base in one Frame Finish and Table Top in a Multi-step Finish (See Page 128) Table Top Codes to use: **R1, R2, R3, R6**

#### Woodgrain



**M1**   **M2**   **M3**   **M6**   or   **MA**  
 Multi-step top finishes (See Page 128)   Any Castelle frame finish (See Page 173)

#### Paint Options:

- Whole Table (Base and Table Top with Rim) in any of the Castelle Frame Finishes (See Page 173), Table Top Code to use: **MA**
- CUSTOMIZABLE | Two tones: Base and Rim in one Frame Finish and Table Top in a Multi-step Finish (See Page 128) Table Top Codes to use: **M1, M2, M3, M6**

#### Aluminum Slate



**J1**   **J4**   **J7**   **J9**   **K1**   **K2**  
 Multi-step top finishes (See Page 130)

#### Paint Options:

- CUSTOMIZABLE | Two tones: Base and Rim in one Frame Finish and Table Top in a Multi-step Finish (See Page 130) Table Top Codes to use: **J1, J4, J7, J9, K1, K2**

## HOW TO ORDER

### 1. Select Item

Rectangular Dining Table



### 2. Select Finish for the Base

#### Finish Techniques

- STANDARD    LUXE  
 BRUSHED    ANTIQUE

See Page 173 for Frame Finishes Available

### 3. Select Top

See Top Options



### 4. Select Finish for the Top

From Frame Finishes or From Multistep Top Finishes depending on selected Top

### 5. Umbrella Hole

(When applicable)







PARTNERSHIPS

CONTEMPORARY

TRADITIONAL

TRANSITIONAL

TABLES & TOPS

ACCESSORIES

FABRICS & FINISHES

ORDERING TOOLS

# FIREPITS



# FIREPITS | RECTANGULAR

## Top Options:



### ALTRA

RECTANGULAR FIREPIT COFFEE TABLE | **CUSTOMIZABLE**  
**AORF32WL** FULLY ASSEMBLED / LID INCLUDED  
 20 LBS VERTICAL TANK NOT INCLUDED  
 NO UMBRELLA HOLE AVAILABLE

W - 36" Avg D - 52" Avg H - 22.5"



### CLASSICAL

RECTANGULAR FIREPIT COFFEE TABLE | **CUSTOMIZABLE**  
**TRF32WL** FULLY ASSEMBLED / LID INCLUDED  
 20 LBS VERTICAL TANK NOT INCLUDED  
 NO UMBRELLA HOLE AVAILABLE

W - 36" Avg D - 52" Avg H - 22.5"



### CLASSICAL

RECTANGULAR FIREPIT DINING TABLE | **CUSTOMIZABLE**  
**VRF108WL** READY TO ASSEMBLE / LID INCLUDED  
 20 LBS VERTICAL TANK NOT INCLUDED  
 NO UMBRELLA HOLE AVAILABLE  
 U.S. DESIGN PATENT NO. D694,395

W - 54" Avg D - 108" Avg H - 28.5"




### CLASSICAL

RECTANGULAR FIREPIT COFFEE TABLE | **CUSTOMIZABLE**  
**VRF32WL** FULLY WELDED / LID INCLUDED  
 20 LBS VERTICAL TANK NOT INCLUDED  
 NO UMBRELLA HOLE AVAILABLE

W - 36" Avg D - 52" Avg H - 22.5"

Avg: Width and Depth of the Table or Firepit may vary because of the nature of Aluminum castings.

#### Textured Aluminum



**ARTISAN AR**    **SUNBURST BU**    **FORGED FF**    **RECLAIMED WOOD FA**

Available in all Castelle Frame finishes  
(See Page 173)

#### Paint Options:

- Whole Table (Base, Table Top with Rim and Lid) in any of the Castelle Frame Finishes (See Page 173)
- **CUSTOMIZABLE** | Two tones: Base in one Frame Finish and Table Top with Rim and Lid in a second finish from the Castelle Frame Finishes (See Page 173)

#### Live Edge




**R1**    **R2**    **R3**    **R6**    **RA**  
 Multi-step top finishes (See Page 128)    or    Any Castelle frame finish (See Page 173)

#### Paint Options:

- Whole Table (Base, Table Top and Lid) in any of the Castelle Frame Finishes (See Page 173), Table Top Code to use: **RA**
- **CUSTOMIZABLE** | Two tones: Base in one Frame Finish and Table Top with Lid in a Multi-step Finish (See Page 128) Table Top Codes to use: **R1, R2, R3, R6**

#### Woodgrain




**M1**    **M2**    **M3**    **M6**    **MA**  
 Multi-step top finishes (See Page 128)    or    Any Castelle frame finish (See Page 173)

#### Paint Options:

- Whole Table (Base Table Top with Rim and Lid) in any of the Castelle Frame Finishes (See Page 173), Table Top Code to use: **MA**
- **CUSTOMIZABLE** | Two tones: Base and Rim in one Frame Finish and Table Top with Lid in a Multi-step Finish (See Page 128) Table Top Codes to use: **M1, M2, M3, M6**

#### Smooth Aluminum



**W1**    **W2**    **W3**    **SA**  
 Multi-step top finishes (See Page 130)    or    Any Castelle frame finish (See Page 173)

#### Paint Options:

- Whole Table (Base, Table Top with Rim and Lid) in any of the Castelle Frame Finishes (See Page 173), Table Top Code to use: **SA**
- **CUSTOMIZABLE** | Two tones: Base and Rim in one Frame Finish and Table Top with Lid in a Multi-step Finish (See Page 130) Table Top Codes to use: **W1, W2, W3**

#### Aluminum Slate



**J1**    **J4**    **J7**    **J9**    **K1**    **K2**  
 Multi-step top finishes (See Page 130)

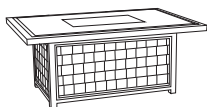
#### Paint Options:

- **CUSTOMIZABLE** | Two tones: Base, Rim, Inlaid Cast Bowl and Lid in one Frame Finish and Table Top in a Multi-step Finish (See Page 130) Table Top Codes to use: **J1, J4, J7, J9, K1, K2**

## HOW TO ORDER

### 1. Select Item

Rectangular Firepit Coffee Table



### 2. Select Finish for the Base

#### Finish Techniques



See Page 173 for Frame Finishes Available

### 3. Select Top

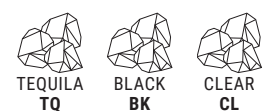
See Top Options



### 4. Select Finish for the Top

From Frame Finishes or From Multistep Top Finishes depending on selected Top

### 5. Select Firepit Media



See Page 161 for Firepit Media Options Available



## Top Options:

# FIREPITS | RECTANGULAR



## BARBADOS

RECTANGULAR FIREPIT COFFEE TABLE | **CUSTOMIZABLE**  
**A2RF32WL** FULLY ASSEMBLED / LID INCLUDED  
 20 LBS VERTICAL TANK NOT INCLUDED  
 NO UMBRELLA HOLE AVAILABLE

W - 36" Avg D - 52" Avg H - 22.5"

Avg: Width and Depth of the Table or Firepit may vary because of the nature of Aluminum castings.



## MODERNA

RECTANGULAR FIREPIT COFFEE TABLE | **CUSTOMIZABLE**  
**PRF32WL** FULLY WELDED / LID INCLUDED  
 20 LBS VERTICAL TANK NOT INCLUDED

W - 35" Avg D - 51" Avg H - 22.5"

Avg: Width and Depth of the Table or Firepit may vary because of the nature of Aluminum castings.

### Aluminum Slats



SLAT  
SL

Available in all Castelle Frame finishes  
 (See Page 173)

Paint Options:  
 • Whole Table (Base, Table Top with Rim and Lid) in any of the Castelle Frame Finishes  
 (See Page 173)  
 • CUSTOMIZABLE | Two tones: Base, Rim, Inlaid Cast Bowl and Lid in one Frame Finish and Table Top in a Multi-step Finish (See Page 130) Table Top Codes to use: **J1, J4, J7, J9, K1, K2**

### 1. Select Item

Rectangular Firepit  
Coffee Table



### 2. Select Finish for the Base

#### Finish Techniques



See Page 173 for Frame  
Finishes Available

### 3. Select Top

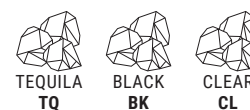
See Top Options



### 4. Select Finish for the Top

From Frame Finishes or  
From Multistep Top Finishes  
depending on selected Top

### 5. Select Firepit Media



See Page 161 for Firepit Media  
Options Available



# FIREPITS | RECTANGULAR

## Top Options:



### NATURE'S WOOD

RECTANGULAR FIREPIT COFFEE TABLE | **CUSTOMIZABLE**  
**F1NRF60WL** FULLY ASSEMBLED / LID INCLUDED  
 20 LBS HORIZONTAL TANK NOT INCLUDED  
 NO UMBRELLA HOLE AVAILABLE

W - 26" Avg D - 60" Avg H - 18"



### NATURE'S WOOD

RECTANGULAR FIREPIT COFFEE TABLE | **CUSTOMIZABLE**  
**F1VRF2660WL** FULLY ASSEMBLED / LID INCLUDED  
 20 LBS VERTICAL TANK NOT INCLUDED  
 NO UMBRELLA HOLE AVAILABLE

W - 26" Avg D - 60" Avg H - 24"



### LARGO

RECTANGULAR FIREPIT COFFEE TABLE | **CUSTOMIZABLE**  
**A4RF2660WL** FULLY WELDED / LID INCLUDED  
 20 LBS VERTICAL TANK NOT INCLUDED  
 SHEET ALUMINUM SIDES  
 NO UMBRELLA HOLE AVAILABLE

W - 26" Avg D - 60" Avg H - 22.5"



### LARGO

RECTANGULAR FIREPIT COFFEE TABLE **CUSTOMIZABLE**  
**C4RF2660WL** FULLY WELDED / LID INCLUDED  
 20 LBS VERTICAL TANK NOT INCLUDED  
 ALUMINUM WOVEN SIDES  
 NO UMBRELLA HOLE AVAILABLE

W - 26" Avg D - 60" Avg H - 22.5"




### BISCAYNE

RECTANGULAR FIREPIT COFFEE TABLE | **CUSTOMIZABLE**  
**C5RF3060WL** FULLY WELDED / LID INCLUDED  
 20 LBS VERTICAL TANK NOT INCLUDED  
 NO UMBRELLA HOLE AVAILABLE

W - 30" Avg D - 60" Avg H - 22.5"

Avg: Width and Depth of the Table or Firepit may vary because of the nature of Aluminum castings

#### Smooth Aluminum



W1

W2

W3

or

SA

Multi-step top finishes  
(See Page 130)

Any Castelle frame finish  
(See Page 173)

#### Paint Options:

- Whole Table (Base, Table Top with Rim and Lid) in any of the Castelle Frame Finishes (See Page 173), Table Top Code to use: **SA**
- **CUSTOMIZABLE** | Two tones: Base and Rim in one Frame Finish and Table Top with Lid in a Multi-step Finish (See Page 130) Table Top Codes to use: **W1, W2, W3**

#### Aluminum Slate



J1

J4

J7

J9

K1

K2

Multi-step top finishes  
(See Page 130)

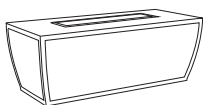
#### Paint Options:

- **CUSTOMIZABLE** | Two tones: Base, Rim, Inlaid Cast Bowl and Lid in one Frame Finish and Table Top in a Multi-step Finish (See Page 130) Table Top Codes to use: **J1, J4, J7, J9, K1, K2**

## HOW TO ORDER

### 1. Select Item

Rectangular Firepit  
Coffee Table



### 2. Select Finish for the Base

#### Finish Techniques



See Page 173 for Frame  
Finishes Available

### 3. Select Top

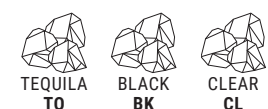
See Top Options



### 4. Select Finish for the Top

From Frame Finishes or  
From Multistep Top Finishes  
depending on selected Top

### 5. Select Firepit Media




See Page 161 for Firepit Media  
Options Available



*Top Options:*


## FIREPITS | RECTANGULAR

*Smooth Aluminum*

**SA** or **W1** **W2** **W3**  
Any Castelle frame finish (See Page 173) Multi-step top finishes (See Page 130)

## Paint Options:

- Whole Table (Base, Table Top with Rim and Lid) in any of the Castelle Frame Finishes (See Page 173), Table Top Code to use: **SA**
- CUSTOMIZABLE | Two tones: Base and Rim in one Frame Finish and Table Top with Lid in a Multi-step Finish (See Page 130) Table Top Codes to use: **W1, W2, W3**

*Aluminum Slate*

**J1** **J4** **J7** **J9** **K1** **K2**  
Multi-step top finishes (See Page 130)

## Paint Options:


- CUSTOMIZABLE | Two tones: Base, Rim, Inlaid Cast Bowl and Lid in one Frame Finish and Table Top in a Multi-step Finish (See Page 130) Table Top Codes to use: **J1, J4, J7, J9, K1, K2**

**ICON**

RECTANGULAR FIREPIT COFFEE TABLE | **CUSTOMIZABLE**  
**RRF32WL** FULLY WELDED / LID INCLUDED  
20 LBS VERTICAL TANK NOT INCLUDED  
NO UMBRELLA HOLE AVAILABLE

W - 35.5" Avg D - 50" Avg H - 20.5"

Avg: Width and Depth of the Table or Firepit may vary because of the nature of Aluminum casting.

*Nature's Wood*

**NA** or **N1** **N2** **N3**  
Any Castelle frame finish (See Page 173) Multi-step top finishes (See Page 128)

## Paint Options:

- Whole Table (Base and Table Top) in any of the Castelle Frame Finishes (See Page 173), Table Top Code to use: **NA**
- CUSTOMIZABLE | Two tones: Base in one Frame Finish and Table Top in a Multistep Finish (See Page 128), Table Top Code to use: **N1, N2, N3**

**NATURE'S WOOD**

RECTANGULAR FIREPIT COFFEE TABLE  
**F1NRF32WL** FULLY ASSEMBLED | **CUSTOMIZABLE**  
20 LBS VERTICAL TANK NOT INCLUDED  
NO UMBRELLA HOLE AVAILABLE

W - 29" Avg D - 54" Avg H - 22.5"

Avg: Width and Depth of the Table or Firepit may vary because of the nature of Aluminum castings.

**HOW TO ORDER***1. Select Item*

Rectangular Firepit  
Coffee Table

*2. Select Finish for the Base**Finish Techniques*

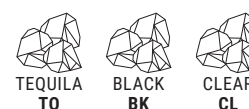
See Page 173 for Frame  
Finishes Available

*3. Select Top*

See Top Options

*4. Select Finish for the Top*

From Frame Finishes or  
From Multistep Top Finishes  
depending on selected Top

*5. Select Firepit Media*

See Page 161 for Firepit Media  
Options Available



# FIREPITS | SQUARE



**BILTMORE® ANTLERHILL**  
SQUARE FIREPIT COFFEE TABLE | **CUSTOMIZABLE**  
**A0SF44WL** FULLY ASSEMBLED / LID INCLUDED  
20 LBS VERTICAL TANK NOT INCLUDED  
NO UMBRELLA HOLE AVAILABLE

W - 44" Avg D - 44" Avg H - 22.5"




**VINTAGE**  
SQUARE FIREPIT COFFEE TABLE  
**DSF42WL** FULLY WELDED / LID INCLUDED  
20 LBS VERTICAL TANK NOT INCLUDED  
NO UMBRELLA HOLE AVAILABLE

W - 42" Avg D - 42" Avg H - 22.5"

Avg: Width and Depth of the Table or Firepit may vary because of the nature of Aluminum castings.

## Top Options:

### Textured Aluminum



**ARTISAN AR**    **SUNBURST BU**    **FORGED FF**    **RECLAIMED WOOD FA**

Available in all Castelle Frame finishes  
(See Page 173)

#### Paint Options:

- Whole Table (Base, Table Top with Rim and Lid) in any of the Castelle Frame Finishes (See Page 173)
- **CUSTOMIZABLE** | Two tones: Base in one Frame Finish and Table Top with Rim and Lid in a second finish from the Castelle Frame Finishes (See Page 173)

### Live Edge




**R1**    **R2**    **R3**    **R6**    **RA**  
Multi-step top finishes (See Page 128)    Any Castelle frame finish (See Page 173)

#### Paint Options:

- Whole Table (Base, Table Top and Lid) in any of the Castelle Frame Finishes (See Page 173), Table Top Code to use: **RA**
- **CUSTOMIZABLE** | Two tones: Base in one Frame Finish and Table Top with Lid in a Multi-step Finish (See Page 128) Table Top Codes to use: **R1, R2, R3, R6**

### Woodgrain




**M1**    **M2**    **M3**    **M6**    **MA**  
Multi-step top finishes (See Page 128)    Any Castelle frame finish (See Page 173)

#### Paint Options:

- Whole Table (Base Table Top with Rim and Lid) in any of the Castelle Frame Finishes (See Page 173), Table Top Code to use: **MA**
- **CUSTOMIZABLE** | Two tones: Base and Rim in one Frame Finish and Table Top with Lid in a Multi-step Finish (See Page 128) Table Top Codes to use: **M1, M2, M3, M6**

### Smooth Aluminum



**W1**    **W2**    **W3**    **SA**  
Multi-step top finishes (See Page 130)    Any Castelle frame finish (See Page 173)

#### Paint Options:

- Whole Table (Base, Table Top with Rim and Lid) in any of the Castelle Frame Finishes (See Page 173), Table Top Code to use: **SA**
- **CUSTOMIZABLE** | Two tones: Base and Rim in one Frame Finish and Table Top with Lid in a Multi-step Finish (See Page 130) Table Top Codes to use: **W1, W2, W3**

### Aluminum Slate



**J1**    **J4**    **J7**    **J9**    **K1**    **K2**  
Multi-step top finishes (See Page 130)

#### Paint Options:

- **CUSTOMIZABLE** | Two tones: Base, Rim, Inlaid Cast Bowl and Lid in one Frame Finish and Table Top in a Multi-step Finish (See Page 130) Table Top Codes to use: **J1, J4, J7, J9, K1, K2**

## HOW TO ORDER

### 1. Select Item

Square Firepit Coffee Table



### 2. Select Finish for the Base

#### Finish Techniques



See Page 173 for Frame Finishes Available

### 3. Select Top

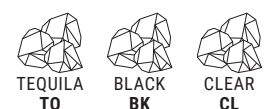
See Top Options



### 4. Select Finish for the Top

From Frame Finishes or From Multistep Top Finishes depending on selected Top

### 5. Select Firepit Media




See Page 161 for Firepit Media Options Available



## Top Options:

### Smooth Aluminum




**SA** or **W1** **W2** **W3**  
Any Castelle frame finish (See Page 173) Multi-step top finishes (See Page 130)

#### Paint Options:

- Whole Table (Base, Table Top with Rim and Lid) in any of the Castelle Frame Finishes (See Page 173), Table Top Code to use: **SA**
- CUSTOMIZABLE | Two tones: Base and Rim in one Frame Finish and Table Top with Lid in a Multi-step Finish (See Page 130) Table Top Codes to use: **W1, W2, W3**

### Aluminum Slate



**J1** **J4** **J7** **J9** **K1** **K2**  
Multi-step top finishes (See Page 130)

#### Paint Options:

- CUSTOMIZABLE | Two tones: Base, Rim, Inlaid Cast Bowl and Lid in one Frame Finish and Table Top in a Multi-step Finish (See Page 130) Table Top Codes to use: **J1, J4, J7, J9, K1, K2**



## LARGO

SQUARE FIREPIT COFFEE TABLE | **CUSTOMIZABLE**  
**C4SF42WL** FULLY WELDED / LID INCLUDED  
20 LBS VERTICAL TANK NOT INCLUDED  
ALUMINUM WOVEN SIDES  
NO UMBRELLA HOLE AVAILABLE

W - 42" Avg D - 42" Avg H - 22.5"



## LARGO

SQUARE FIREPIT COFFEE TABLE | **CUSTOMIZABLE**  
**A4SF42WL** FULLY WELDED / LID INCLUDED  
20 LBS VERTICAL TANK NOT INCLUDED  
SHEET ALUMINUM SIDES  
NO UMBRELLA HOLE AVAILABLE

W - 42" Avg D - 42" Avg H - 22.5"



## ICON

SQUARE FIREPIT COFFEE TABLE  
**RSF32WL** FULLY WELDED | **CUSTOMIZABLE**  
LID INCLUDED  
20 LBS VERTICAL TANK NOT INCLUDED

W - 35.5" Avg D - 35.5" Avg H - 20.5"

## HOW TO ORDER

### 1. Select Item

Square Firepit  
Coffee Table



### 2. Select Finish for the Base

#### Finish Techniques



See Page 173 for Frame  
Finishes Available

### 3. Select Top

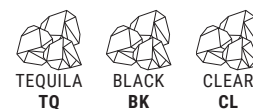
See Top Options



### 4. Select Finish for the Top

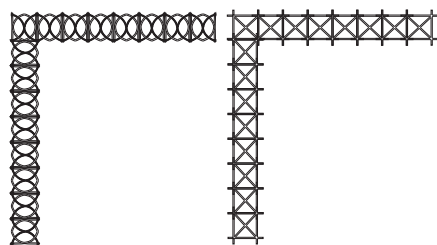
From Frame Finishes or  
From Multistep Top Finishes  
depending on selected Top

### 5. Select Firepit Media



See Page 161 for Firepit Media  
Options Available

Available Only in Any of the Castelle Frame Finishes (See Page 173)



CAST DETAIL  
**A** ELLIPSE

CAST DETAIL  
**B** SALTIRE

**NOTE:** FIREPIT TABLE TOP BORDER IS  
AVAILABLE IN THE FOLLOWING CAST  
DETAIL OPTIONS:

**SLA** - SLAT TOP WITH CAST DETAIL A  
**SLB** - SLAT TOP WITH CAST DETAIL B



## LANCASTER

SQUARE FIREPIT COFFEE TABLE  
**C9SF38WL** FULLY WELDED  
LID INCLUDED  
20 LBS VERTICAL TANK NOT INCLUDED  
NO UMBRELLA HOLE AVAILABLE

W - 38" Avg D - 38" Avg H - 24"

## HOW TO ORDER

### 1. Select Item

Square Firepit  
Coffee Table



### 2. Select Finish for the Base

#### Finish Techniques



See Page 173 for Frame  
Finishes Available

### 3. Select Top

See Top Options



### 4. Select Finish for the Top

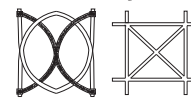
From Frame Finishes or  
From Multistep Top Finishes  
depending on selected Top

### 5. Select Firepit Media



See Page 161 for Firepit Media  
Options Available

### 6. Select Cast Motif



Cast Detail  
**A** Ellipse **B** Saltire



# FIREPITS | SQUARE



## MODERNA

SQUARE FIREPIT COFFEE TABLE | **CUSTOMIZABLE**  
**PSF42WL** FULLY WELDED / LID INCLUDED  
 20 LBS VERTICAL TANK NOT INCLUDED  
 NO UMBRELLA HOLE AVAILABLE

W - 44" Avg D - 44" Avg H - 22.5"

Avg: Width and Depth of the Table or Firepit may vary because of the nature of Aluminum castings.

### Top Options:

#### Aluminum Slats



SLAT  
**SL**

Available in all Castelle Frame finishes  
 (See Page 173)

#### Paint Options:

- Whole Table (Base, Table Top with Rim and Lid) in any of the Castelle Frame Finishes (See Page 173)

#### Woodgrain



**M1**

**M2**

**M3**

**M6**

**MA**


Multi-step top finishes  
 (See Page 128)

Any Castelle frame finish  
 (See Page 173)

#### Paint Options:

- Whole Table (Base Table Top with Rim and Lid) in any of the Castelle Frame Finishes (See Page 173), Table Top Code to use: **MA**
- **CUSTOMIZABLE** | Two tones: Base and Rim in one Frame Finish and Table Top with Lid in a Multi-step Finish (See Page 128) Table Top Codes to use: **M1, M2, M3, M6**

#### Smooth Aluminum



**W1**

**W2**

**W3**

**SA**

Multi-step top finishes  
 (See Page 130)

Any Castelle frame finish  
 (See Page 173)

#### Paint Options:

- Whole Table (Base, Table Top with Rim and Lid) in any of the Castelle Frame Finishes (See Page 173), Table Top Code to use: **SA**
- **CUSTOMIZABLE** | Two tones: Base and Rim in one Frame Finish and Table Top with Lid in a Multi-step Finish (See Page 130) Table Top Codes to use: **W1, W2, W3**

#### Aluminum Slate



**J1**

**J4**

**J7**

**J9**

**K1**

**K2**

Multi-step top finishes  
 (See Page 130)

#### Paint Options:

- **CUSTOMIZABLE** | Two tones: Base, Rim, Inlaid Cast Bowl and Lid in one Frame Finish and Table Top in a Multi-step Finish (See Page 130) Table Top Codes to use: **J1, J4, J7, J9, K1, K2**

## HOW TO ORDER

### 1. Select Item

Square Firepit  
 Coffee Table



### 2. Select Finish for the Base

#### Finish Techniques



See Page 173 for Frame  
 Finishes Available

### 3. Select Top

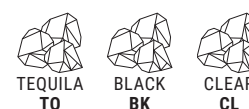
See Top Options



### 4. Select Finish for the Top

From Frame Finishes or  
 From Multistep Top Finishes  
 depending on selected Top

### 5. Select Firepit Media



See Page 161 for Firepit Media  
 Options Available



# FIREPITS | ROUND

## Top Options:

*Textured Aluminum*

SLAT SL   ARTISAN AR   SUNBURST BU   FORGED FF   RECLAIMED WOOD FA

Available in all Castelle Frame finishes  
 (See Page 173)

Paint Options:

- Whole Table (Base, Table Top with Rim and Lid) in any of the Castelle Frame Finishes (See Page 173)
- CUSTOMIZABLE | Two tones: Base in one Frame Finish and Table Top with Rim and Lid in a second finish from the Castelle Frame Finishes (See Page 173)

*Live Edge*

RA   or   R1   R2   R3   R6

Any Castelle frame finish  
 (See Page 173)

Multi-step top finishes  
 (See Page 128)

Paint Options:

- Whole Table (Base, Table Top and Lid) in any of the Castelle Frame Finishes (See Page 173), Table Top Code to use: RA
- CUSTOMIZABLE | Two tones: Base in one Frame Finish and Table Top with Lid in a Multi-step Finish (See Page 128) Table Top Codes to use: R1, R2, R3, R6

*Woodgrain*

MA   or   M1   M2   M3   M6

Any Castelle frame finish  
 (See Page 173)

Multi-step top finishes  
 (See Page 128)

Paint Options:

- Whole Table (Base Table Top with Rim and Lid) in any of the Castelle Frame Finishes (See Page 173), Table Top Code to use: MA
- CUSTOMIZABLE | Two tones: Base and Rim in one Frame Finish and Table Top with Lid in a Multi-step Finish (See Page 128) Table Top Codes to use: M1, M2, M3, M6

*Smooth Aluminum*

SA   or   W1   W2   W3

Any Castelle frame finish  
 (See Page 173)

Multi-step top finishes  
 (See Page 130)

Paint Options:

- Whole Table (Base, Table Top with Rim and Lid) in any of the Castelle Frame Finishes (See Page 173), Table Top Code to use: SA
- CUSTOMIZABLE | Two tones: Base and Rim in one Frame Finish and Table Top with Lid in a Multi-step Finish (See Page 130) Table Top Codes to use: W1, W2, W3

*Aluminum Slate*

J1   J4   J7   J9   K1   K2

Multi-step top finishes  
 (See Page 130)

Paint Options:

- CUSTOMIZABLE | Two tones: Base, Rim, Inlaid Cast: Bowl and Lid in one Frame Finish and Table Top in a Multi-step Finish (See Page 130) Table Top Codes to use: J1, J4, J7, J9, K1, K2



**ALTRA**  
 ROUND FIREPIT COFFEE TABLE | **CUSTOMIZABLE**  
**TCF48WL** FULLY ASSEMBLED / LID INCLUDED  
 20 LBS VERTICAL TANK NOT INCLUDED  
 NO UMBRELLA HOLE AVAILABLE

---

W - 49" Avg   D - 49" Avg   H - 22.5"



**VINTAGE**  
 ROUND FIREPIT COFFEE TABLE  
**DCF38WL** FULLY WELDED / LID INCLUDED  
 20 LBS VERTICAL TANK NOT INCLUDED  
 NO UMBRELLA HOLE AVAILABLE

---

W - 38" Avg   D - 38" Avg   H - 22.5"



**CLASSICAL**  
 ROUND FIREPIT COFFEE TABLE | **CUSTOMIZABLE**  
**VCF48WL** FULLY WELDED / LID INCLUDED  
 20 LBS VERTICAL TANK NOT INCLUDED  
 NO UMBRELLA HOLE AVAILABLE  
 U.S. DESIGN PATENT NO. D679,791

---

W - 49" Avg   D - 49" Avg   H - 22.5"

Avg: Width and Depth of the Table or Firepit may vary because of the nature of Aluminum castings.

## HOW TO ORDER

**1. Select Item**  
 Round Firepit  
 Coffee Table

**2. Select Finish for the Base**

*Finish Techniques*

<input checked="" type="checkbox"/> STANDARD	<input checked="" type="checkbox"/> LUXE
<input checked="" type="checkbox"/> BRUSHED	<input checked="" type="checkbox"/> ANTIQUE

See Page 173 for Frame Finishes Available

**3. Select Top**  
 See Top Options

**4. Select Finish for the Top**  
 From Frame Finishes or  
 From Multistep Top Finishes  
 depending on selected Top

**5. Select Firepit Media**

TEQUILA TQ   BLACK BK   CLEAR CL

See Page 161 for Firepit Media Options Available



# FIREPITS | ROUND



**NATURE'S WOOD**  
 ROUND FIREPIT COFFEE TABLE | **CUSTOMIZABLE**  
**F1NCF54WL** FULLY ASSEMBLED  
 20 LBS VERTICAL TANK NOT INCLUDED  
 NO UMBRELLA HOLE AVAILABLE

W - 48" Avg D - 53" Avg H - 22.5"



**BISCAYNE**  
 ROUND FIREPIT COFFEE TABLE | **CUSTOMIZABLE**  
**C5CF42WL** FULLY WELDED / LID INCLUDED  
 20 LBS VERTICAL TANK NOT INCLUDED  
 NO UMBRELLA HOLE AVAILABLE

W - 42" Avg D - 42" Avg H - 22.5"

Avg: Width and Depth of the Table or Firepit may vary because of the nature of Aluminum castings.

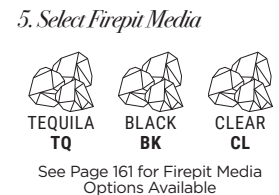
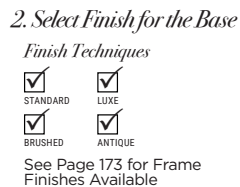


**NICOYA**  
 ROUND FIREPIT COFFEE TABLE | **CUSTOMIZABLE**  
**A5CF48WL** FULLY WELDED / LID INCLUDED  
 20 LBS VERTICAL TANK NOT INCLUDED  
 NO UMBRELLA HOLE AVAILABLE

W - 50" Avg D - 50" Avg H - 22.5"

Avg: Width and Depth of the Table or Firepit may vary because of the nature of Aluminum castings.

## HOW TO ORDER



### Top Options:

**Nature's Wood**

N1      N2      N3      or      NA

Multi-step top finishes (See Page 128)      Any Castelle frame finish (See Page 173)

Paint Options:  
 • Whole Table (Base and Table Top) in any of the Castelle Frame Finishes (See Page 173), Table Top Code to use: **NA**  
 • CUSTOMIZABLE | Two tones: Base in one Frame Finish and Table Top in a Multistep Finish (See Page 128), Table Top Code to use: **N1, N2, N3**

**Smooth Aluminum**

W1      W2      W3      or      SA

Multi-step top finishes (See Page 130)      Any Castelle frame finish (See Page 173)

Paint Options:  
 • Whole Table (Base, Table Top with Rim and Lid) in any of the Castelle Frame Finishes (See Page 173), Table Top Code to use: **SA**  
 • CUSTOMIZABLE | Two tones: Base and Rim in one Frame Finish and Table Top with Lid in a Multi-step Finish (See Page 130) Table Top Codes to use: **W1, W2, W3**

**Aluminum Slate**

J1      J4      J7      J9      K1      K2

Multi-step top finishes (See Page 130)

Paint Options:  
 • CUSTOMIZABLE | Two tones (Base, Rim, Inlaid Cast Bowl and Lid in one Frame Finish and Table Top in a Multi-step Finish (See Page 130) Table Top Codes to use: **J1, J4, J7, J9, K1, K2**

**Facets Slate**

F1      F4      F7      F9      G1      G2

Multi-step top finishes (See Page 127)

Paint Options:  
 • CUSTOMIZABLE | Two tones: Base, Inlaid Cast Bowl and Lid in one Frame Finish and Table Top in a Multi-step Finish (See Page 127) Table Top Codes to use: **F1, F4, F7, F9, G1, G2**



# ACCESSORIES

## *Umbrellas By Castelle*



**UF09 9 FT.**  
8 RIB MARKET UMBRELLA  
WITH MANUAL PULLEY

### *Cast Bases*



**CAST UMBRELLA STAND**  
**E1UMSTD** FULLY WELDED  
(NOT ABLE TO HOLD AN UMBRELLA BY ITSELF)

W - 8" D - 16" H - 8"




**CASBASE** CAST UMBRELLA BASE  
FLORAL DESIGN (77 LBS)

W - 21.5" D - 21.5" H - 8.5"



**HSBASE** CAST UMBRELLA BASE  
CONTEMPORARY DESIGN (35LBS)

W - 17" D - 17" H - 7"



**PSBASE** CAST UMBRELLA BASE  
CONTEMPORARY DESIGN (45 LBS)

W - 23" D - 23" H - 7"

### *Cast Stand Bases*



**CC024** ROUND CAST TOP SIDE TABLE  
WITH BUILT IN CAST UMBRELLA BASE (87 LBS)

W - 26" D - 26" H - 24"



**HC024** CAST TOP SIDE TABLE  
WITH BUILT IN CAST UMBRELLA BASE (75 LBS)

W - 26" D - 26" H - 24"

\*\*SEE ALL FINISHES COMBINATIONS STARTING ON PAGE 173

### *Available Tops for Cast Stand Bases*

#### *Aluminum*



ARTISAN  
**AR**



SUNBURST  
**BU**



FORGED  
**FF**



RECLAIMEDWOOD  
**FA**



WOODGRAIN  
**MA\*\*** (Same finish as base)



SMOOTH ALUMINUM  
**SA\*\*** (Same finish as base)

#### *2. Select Finish for the Base*

##### *Finish Techniques*



STANDARD



LUXE



BRUSHED



ANTIQUÉ

See Page 173 for Frame  
Finishes Available



PARTNERSHIPS

CONTEMPORARY

TRADITIONAL

TRANSITIONAL

TABLES & TOPS

ACCESSORIES

FABRICS & FINISHES

ORDERING TOOLS



# UMBRELLAS



# UMBRELLAS COLLABORATION

*Frankford Umbrellas*

## AURORA FIBERGLASS CANTILEVER

13ft. Octagonal or 10ft. X 10ft. Square

Aluminum Mast w/ Aluminum Ribs

Recasens® (GRADE A) 9oz. Marine Grade Acrylic Fabrics

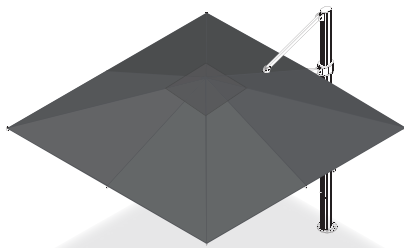
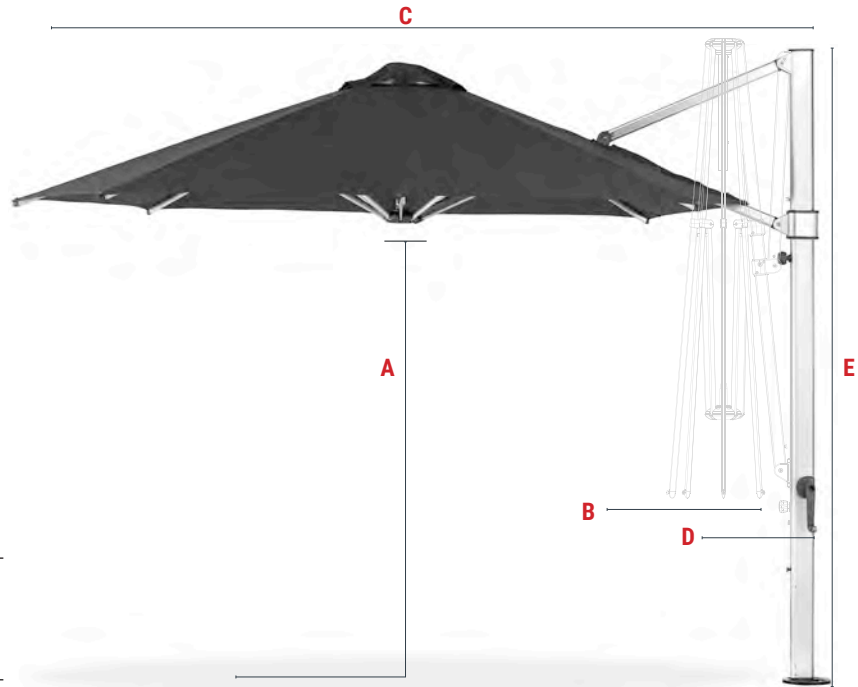
## FEATURES

- Full 360° rotation combined with the Infinity Tilt provides countless hours of maximum shade.
- .75" (19mm) Diameter solid fiberglass ribs.
- The crank lift is built for commercial use yet designed for smooth and effortless operation in any environment.
- Manufactured with extruded aluminum.
- Stainless steel hardware throughout.
- Black Polyester Protective Cover Bag included.
- Mounting options include permanent, semi-permanent, and free-standing bases for installation on any surface.
- **Engineered to withstand sustained 30 mph winds**

**D** Crank Clearance: 30"/76cm

**E** Mast Height: 110.6"/281cm

Mast Diameter: 2.75 x 4"/7 x 10cm



**10ft. x 10ft./3m Square**

**A** Hub Clearance: 85"/216cm

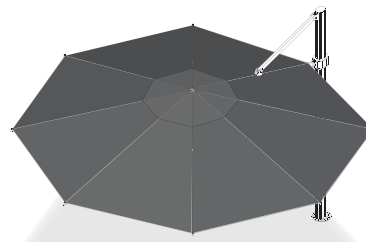
**B** Closed Clearance: 26.7" /67.8cm

**C** Open Depth: 132"/336cm

Weight: 130 lbs./58 kg.

**Castelle Code: FCSU10**

Ref: 883ARU-F-SQ



**13ft./4m Octagon**

**A** Hub Clearance: 81.3"/206.5cm

**B** Closed Clearance: 32"/81cm

**C** Open Depth: 159"/403cm

Weight: 132 lbs./60 kg.

**Castelle Code: FCOU13**

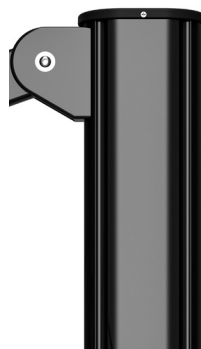
Ref: 880ARU-F

## AVAILABLE FRAME FINISHES




**MS - Brushed Silver**

Satin Anodized Finished



**BK - Onyx**

Powder Coat Finished



**BZ - Desert Bronze**

Powder Coat Finished



# UMBRELLAS COLLABORATION

## Frankford Umbrella Bases

### AURORA-F SPECIFIC MOUNTING

Bases have a +/- 10 lbs. (4.5 kg.) tolerance based on a variety of variables. Dimensions +/- 1-2".

We recommend to consult a licensed professional before installing all in-ground and direct surface installations.



**Castelle Code: FBC40**  
Galvanized Steel Stack  
Ref: **40G+36G**

- Weight: 335 lbs./152 kg.
- Dimensions: 40"/101cm • 1 1/2".5cm
- Free-Standing Use
- Add Ref **36G-TC**

Required minimum galvanized stack for the Aurora Cantilever.



**Castelle Code: FBS36**  
Galvanized Plate Stack  
Ref: 36G-sqx2

- Weight: 400 lbs./181 kg.
- Dimensions: 36"/91cm • 1 1/2".5cm
- Free-Standing Use
- Add Ref **36G-SQ-TC**

Required minimum galvanized stack for the Aurora Cantilever.



**Castelle Code: FBS36W**  
Galvanized Steel Stack  
Ref: **36G-SQx2+W**

- Weight: 414 lbs./188 kg.
- Dimensions: 36"/91cm • 6"/15.2cm
- Free-Standing Use **+W**
- Add Ref **36G-SQ-TC**

Required minimum galvanized stack for the Aurora Cantilever.



SHIPS EMPTY

**Castelle Code: FBS34W**  
**Ref 480** Base (includes wheels and feet)

- Weight: 80 lbs./36 kg.
- Dimensions: 34"/86cm • 6.5"/16.5cm
- Wheels increase height 5"/12.7cm
- Powder Coated Aluminum Cover
- Free-Standing Use **RESIDENTIAL ONLY**

#### PAVERS NOT INCLUDED

(12) 16" x 16" Pavers (35 lbs. Min ea.)  
+/- 20 lbs. minimum 480 lbs./217 kg.



**Castelle Code: FBPC12**  
**Ref DP** Direct Surface Mounting Plate

- Weight: 12 lbs./5 kg.
- Dimensions: 12.5"/32cm • .5"/12.7mm
- Surface Installation
- **SS** Upgrade Available Ref **DP-SS** \*

In-ground mounting into soft soil or concrete.  
**Installation hardware not included.**



**Castelle Code FBGP8.5**  
**Ref IG** In-Ground Mount

- Weight: 18 lbs./8.5 kg.
- Dimensions: 8.5"/21cm • 14"/35cm
- In-Ground Installation

In-ground mounting into soft soil or concrete.  
**Installation hardware not included.**

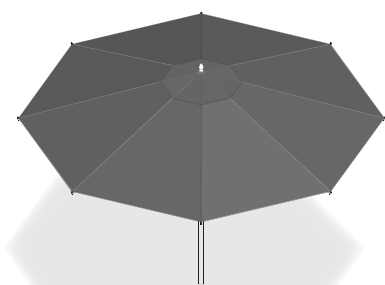


## MONTEREY FIBERGLASS MARKET UMBRELLA

9ft. Octagonal or 11ft. Rectangle  
 Aluminum Mast w/ Fiberglass Ribs  
 Recasens® (GRADE A) 9oz. Marine Grade Acrylic Fabrics

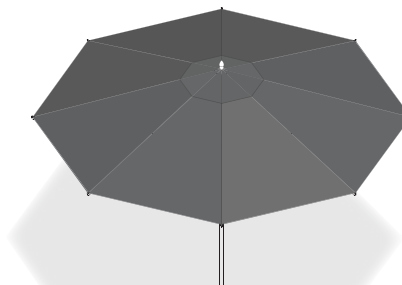
### FEATURES

- 30° Commercially rated tilt. Zinc alloy chrome plated.
- 1/2" (12.5mm) Diameter fiberglass ribs for maximum strength and flexibility.
- Solid TPU Copolymer finial design (Classic Ball default).
- Manufactured with extruded aluminum.
- Stainless steel crank handle and hardware throughout.
- 4-layer fabric protection and closed-stitching pocket.
- 1.5" diameter center pole with a 1/8" aluminum wall thickness provides incredible strength and durability.
- **Engineered to withstand sustained 40 mph winds (876FMA 25 mph)**



**9ft./2.7m Octagon**  
**A** Open Clearance: 79"/200cm  
**B** Closed Clearance: 48"/121cm  
 Weight: 22 lbs./10 kg.

**Castelle Code: FMOU09**  
 Ref: 854FMA




**11ft./3.5m Octagon**  
**A** Open Clearance: 87"/221cm  
**B** Closed Clearance: 41"/104cm  
 Weight: 26 lbs./12 kg.

**Castelle Code: FMOU11**  
 Ref: 864FMA

### AVAILABLE FRAME FINISHES



**MS - Brushed Silver**  
 Satin Anodized Finished



**BK - Onyx**  
 Powder Coat Finished



**BZ - Desert Bronze**  
 Powder Coat Finished



# ACCESSORIES

\*SEE PRICING GUIDE FOR ALL COVER OPTIONS

## Covers



**COVERS AVAILABLE FOR:**  
DINING TABLES, DINING CHAIRS, SEATING, OCCASIONAL TABLES, FIREPITS

## Firepit Media



**BK**  
BLACK GLASS



**CL**  
CLEAR GLASS



**TQ**  
TEQUILA GLASS

## Throw Pillows



**CS17**  
17" SQUARE

W - 17" D - 6" H - 17"



**CS20**  
20" SQUARE

W - 20" D - 6" H - 20"



**CUSPAD92**  
LOOSE PAD CUSHION FOR SLING CHAISE LOUNGE


W - 23" D - 81" H - 2"



**CUSPAD12**  
LOOSE PAD CUSHION FOR SLING CHAISE LOUNGE

W - 23" D - 81" H - 4"

## Buttons



**01**  
MATCHING FABRIC



**11**  
ROSETTA



**12**  
DAKOTA



**14**  
FORGED



**15**  
FLEUR



**17**  
SMOOTH



# SOLID CUSHION FABRICS



**M2K DEMO SANDSTONE**  
GRADE E  
SUNBRELLA®



**3GA WHISTLER FAWN**  
GRADE G  
SUNBRELLA®



**3BA CORE WHITE LINEN**  
GRADE E  
BLISS®



**R2A CHIC SAND**  
GRADE F  
OUTDURA®



**G8F IDOL SEAGULL**  
GRADE D  
SUNBRELLA®



**J9U IDOL ASH**  
GRADE D  
SUNBRELLA®



**G4A SAILCLOTH SHADOW**  
GRADE E  
SUNBRELLA®



**K0K CHARTRES SMOKE**  
GRADE E  
SUNBRELLA®



**G8D IDOL SHALE**  
GRADE D  
SUNBRELLA®



**G7D SPOTLIGHT PEBBLE**  
GRADE D  
SUNBRELLA®



**M2H CASTILLO SILVER**  
GRADE E  
SUNBRELLA®



**M2G DEMO STONE**  
GRADE E  
SUNBRELLA®



**M2I THATCH FOG**  
GRADE E  
SUNBRELLA®



**B2K BERGEN STONE**  
GRADE D  
BLISS®



**D2C PEPPER SMOKE GREY**  
GRADE D  
BLISS®

PARTNERSHIPS

CONTEMPORARY

TRADITIONAL

TRANSITIONAL

TABLES & TOPS


ACCESSORIES

FABRICS & FINISHES

ORDERING TOOLS



# SOLID CUSHION FABRICS



**G6Q** SAILCLOTH SEAGULL  
GRADE E  
SUNBRELLA®



**B2Z** PANAMA SMOKE GREY  
GRADE D  
BLISS®



**B2Y** PANAMA SILVER GREY  
GRADE D  
BLISS®




**B2W** PANAMA GRAPHITE  
GRADE D  
BLISS®



**B2F** ASGARD SMOKE  
GRADE D  
BLISS®



**B2Q** CANVAS GRAPHITE  
GRADE D  
BLISS®




**B2T** PANAMA BLACK GREY  
GRADE D  
BLISS®



**R2B** CHIC SMOKE  
GRADE F  
OUTDURA®



**J9W** IDOL CLOUD  
GRADE D  
SUNBRELLA®




**B2B** ASGARD ASH  
GRADE D  
BLISS®



**B2I** BERGEN BEIGE  
GRADE D  
BLISS®




**D2A** PANAMA SNOW WHITE  
GRADE D  
BLISS®



**G6C** SAILCLOTH SALT  
GRADE E  
SUNBRELLA®



**B2M** CANVAS SNOW WHITE  
GRADE D  
BLISS®



**J9T** IDOL SNOW  
GRADE D  
SUNBRELLA®



# SOLID CUSHION FABRICS



**R2H** STATIC SNOW  
GRADE D  
OUTDURA®



**M2E** DEMO PARCHMENT  
GRADE E  
SUNBRELLA®



**G4B** SAILCLOTH SAILOR  
GRADE E  
SUNBRELLA®



**M2D** CASTILLO PUTTY  
GRADE E  
SUNBRELLA®



**B20** CANVAS HAZELNUT  
GRADE D  
BLISS®



**B2C** ASGARD HAZELNUT  
GRADE D  
BLISS®



**B2G** ASGARD WALNUT  
GRADE D  
BLISS®



**B2E** ASGARD MUD  
GRADE D  
BLISS®




**B2V** PANAMA COBBLESTONE  
GRADE D  
BLISS®



**G6B** CHARTRES MALT  
GRADE E  
SUNBRELLA®



**G2B** SPONGE WREN  
GRADE E  
SUNBRELLA®



**R4A** SAVOY FAWN  
GRADE E  
OUTDURA®



**G9A** SAILCLOTH SAHARA  
GRADE E  
SUNBRELLA®



**GAM** CANYON BAMBOO  
GRADE E  
SUNBRELLA®



**B2N** CANVAS DARK BLUE  
GRADE D  
BLISS®

PARTNERSHIPS

CONTEMPORARY

TRADITIONAL

TRANSITIONAL

TABLES & TOPS

ACCESSORIES

FABRICS & FINISHES


ORDERING TOOLS



# SOLID CUSHION FABRICS



**G8L BLEND INDIGO**  
GRADE E  
SUNBRELLA®




**3GB SARDINIA DENIM**  
GRADE G  
SUNBRELLA®



**B2X PANAMA NAVY**  
GRADE D  
BLISS®



**B2R CANVAS MISTY BLUE**  
GRADE D  
BLISS®



**J90 CHARTRES STORM**  
GRADE E  
SUNBRELLA®



**3ZA MAKAR RAIN**  
GRADE E  
SUNBELIEVABLE™



**B2A ASGARD DENIM**  
GRADE D  
BLISS®



**J9Y IDOL FROST**  
GRADE D  
SUNBRELLA®




**J9Q CHARTRES PEBBLE**  
GRADE E  
SUNBRELLA®




**3GC MARVEL SAGE**  
GRADE E  
SUNBRELLA®



**3GD KISMET MOSS**  
GRADE E  
SUNBRELLA®



**3GE KAIA MOSS**  
GRADE E  
SUNBRELLA®



**K00 IDOL MOSS**  
GRADE D  
SUNBRELLA®



\*NOTE: THESE FABRICS ARE NOT RESTRICTED TO ACCENT PILLOWS, CAN USE FOR BODY.

# PATTERNED CUSHION FABRICS\*

PARTNERSHIPS

CONTEMPORARY

TRADITIONAL

TRANSITIONAL

TABLES & TOPS

ACCESSORIES

FABRICS & FINISHES

ORDERING TOOLS



**3GF** BEEKMAN SAND  
GRADE F  
SUNBRELLA®



**3GG** EXPRESSION PARCHMENT  
GRADE F  
SUNBRELLA®




**3GH** DREAM DUNE  
GRADE E  
SUNBRELLA®



**R2F** SAXON LINEN  
GRADE E  
OUTDURA®



**M2C** ETCH SILVER  
GRADE E  
SUNBRELLA®




**16A** BEVEL IVORY  
GRADE F  
SUNBRELLA®



**J9N** PRIME DOVE  
GRADE F  
SUNBRELLA®



**G6A** BEVEL SMOKE  
GRADE F  
SUNBRELLA®




**J9G** ESTI SANDSTONE  
GRADE E  
SUNBRELLA®



**K0A** ARISE DUNE  
GRADE F  
SUNBRELLA®



**G4K** FANTASIA PARCHMENT  
GRADE F  
SUNBRELLA®




**3GI** WAYWARD CHARLESTON  
GRADE E  
SUNBRELLA®



**3GJ** MAYA CASHMERE  
GRADE F  
SUNBRELLA®



**M2A** ETCH BONE  
GRADE E  
SUNBRELLA®



**J9F** ESTI BIRCH  
GRADE E  
SUNBRELLA®



# PATTERNED CUSHION FABRICS\*

\*NOTE: THESE FABRICS ARE NOT RESTRICTED TO ACCENT PILLOWS, CAN USE FOR BODY.



**3ZB** CAYO CAVIAR  
GRADE F  
SUNBELIEVABLE™



**3GK** BEEKMAN BADGER  
GRADE F  
SUNBRELLA®



**S2C** PALACIO BLOOM  
GRADE J  
SUNBRELLA®



**W0C** NEPTUNE BLUEBERRY  
GRADE F  
SUNBELIEVABLE™



**S9H** PALACIO BLOOM BLUE  
GRADE J  
SUNBRELLA®



**K0W** SEDONA DENIM  
GRADE E  
SUNBRELLA®



**M0C** SYCAMORE STRATUS  
GRADE F  
SUNBRELLA®



**J9A** GRATE SPA  
GRADE F  
SUNBRELLA®



**3GL** EXPRESSION SLATE  
GRADE F  
SUNBRELLA®



**3GM** EXQUISITE MIST  
GRADE F  
SUNBRELLA®



**3GN** DREAM MIST  
GRADE E  
SUNBRELLA®



**3G0** CONTE RIVER  
GRADE G  
SUNBRELLA®



**3ZC** CAYO BEACHGLASS  
GRADE F  
SUNBELIEVABLE™



**G8C** HONEYCOMB BLUE MIST  
GRADE E  
SUNBRELLA®



**W0B** NEPTUNE BEACHGLASS  
GRADE F  
SUNBELIEVABLE™



**3GP** PLUME SPRING  
GRADE G  
SUNBRELLA®




**3GQ** EXQUISITE ALOE  
GRADE F  
SUNBRELLA®






**H8B** AUGUSTINE OYSTER  
GRADE D  
SUNBRELLA®




**Y2C** SYSTEM STONE  
GRADE E  
SUNBRELLA®




**Y2D** SYSTEM DUNE  
GRADE E  
SUNBRELLA®



**H6E** SAILING SEAGULL  
GRADE E  
SUNBRELLA®



**3PA** VENTURA ALLOY  
GRADE D  
SUNBRELLA®



**H5C** SAILING SALT  
GRADE E  
SUNBRELLA®




**Y2A** SITE LINEN  
GRADE E  
SUNBRELLA®



**3PB** CREPE LATTE  
GRADE D  
SUNBRELLA®



**H9N** PUEBLO LINEN  
GRADE E  
SUNBRELLA®



**H6A** AUGUSTINE FENNEL  
GRADE D  
SUNBRELLA®




**3PC** JEWEL STONE  
GRADE D  
PHIFER®



**H7D** AUGUSTINE PEWTER  
GRADE D  
SUNBRELLA®



**H9P** PUEBLO SMOKE  
GRADE E  
SUNBRELLA®



**H6B** ELEVATION STONE  
GRADE D  
SUNBRELLA®



**H8A** AUGUSTINE DENIM  
GRADE D  
SUNBRELLA®



# FINISHES & TECHNIQUES

## *Luxe*




**JS**  
JASMINE



**PP**  
PLATINUM TEX




**CB**  
COBALT



**BZ**  
BRONZE

## *Brushed*




**DG**  
DARK RUM GOLD



**BW**  
WEATHERED WOOD



**RI**  
RESTORATION IVORY



**BP**  
BRUSHED PECAN



**CI**  
CAST IRON




**BO**  
BRUSHED OAK



**WG**  
WEATHERED GRAY



**WA**  
WEATHERED ASH



**WM**  
WEATHERED MAHOGANY



**TK**  
TEAK



**WD**  
WEATHERED DARK RUM




# FINISHES & TECHNIQUES

*Standard*



**RE**  
RICH EARTH



**MB**  
MATTE BLACK




**MG**  
MATTE GUNMETAL



**WT**  
MATTE WHITE

*Antique*



**AD**  
ANTIQUE DARK RUM




**AM**  
ANTIQUE MAHOGANY



**AW**  
ANTIQUE BLACK WALNUT



**BR**  
ANTIQUE BLACK



**AR**  
ANTIQUE AUBURN

PARTNERSHIPS

CONTEMPORARY

TRADITIONAL

TRANSITIONAL

TABLES & TOPS

ACCESSORIES

FABRICS & FINISHES

ORDERING TOOLS



PARTNERSHIPS

CONTEMPORARY

TRADITIONAL

TRANSITIONAL

TABLES & TOPS

ACCESSORIES

FABRICS & FINISHES

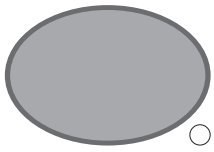
ORDERING TOOLS



# TOP SIZES

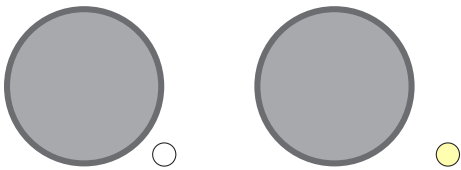


Occasional, Side And Coffee Tables:



Elliptical / Oval Tables

Description	Item	Artisan	Forged	Sunburst	Reclaimed	Facets	Live Edge	Woodgrain	Smooth Aluminum	Aluminum Slate
Oval Chat Table	E10010			10 x 8 1/2"		10 x 8 1/2"				
Elliptical Side Table	E1ES16			15 3/4 x 14 3/8"		15 3/4 x 14 3/8"				
Elliptical Occasional Table	E1EP20			19 3/4 x 18 1/4"		19 3/4 x 18 1/4"				
Elliptical Side Table	B4CP20					19 3/4 x 18 1/4"				
Elliptical Side Table	A5EP20					19 3/4 x 18 1/4"				
Elliptical Side Table	SEP24	26 x 21 1/4"	26 x 21 1/4"	26 x 21 1/4"	25 x 19 1/2"			26 x 21 1/4"		26 x 21 1/4"
32 x 48" Elliptical Coffee Table	SEC3248	49 3/4 x 34"	49 3/4 x 34"	49 3/4 x 34"	49 1/4 x 33"		52 1/4 x 35"	49 3/4 x 34"	49 3/4 x 33 3/4"	49 3/4 x 34"




Round Occasional / Side Tables

Description	Item	Artisan	Forged	Sunburst	Reclaimed	Rope	Facets	Live Edge	Woodgrain	Smooth Aluminum	Aluminum Slate
10" Round Side Table	B4C010					9 1/4"	10 1/8X 8 5/8"				
16" Round Side Table	B4CS16					15"	15 3/4 x 14 1/2"				
20" Round Side Table	B4CP20					20 1/4"	19 3/4"x18 1/4"				
24" Round Side Table	ACP24	26"	26"	26"	26"			26"	26"		26"
	A2CP24			26"					26"	26"	26"
	A0CP24	26"	26"	26"	26"			26"	26"	26"	26"
	SCP24	26"	26"	26"	26"			26"	26"	26"	26"
	D1CP24	26"	26"	26"	26"			26"	26"	26"	26"
	NCP24	26"	26"	26"	26"			26"	26"	26"	26"
32" Round Coffee Table	B1CC32				32"					32"	32"
	E1CC32			32"			32"				
	A5CC32			32"			32"				
	B4CC32			32"			32"				
42" Round Coffee Table	A0C042	44"	44"	44"	43"			45"	42"		42"
	A5CC42			42"			42"				
	E1CC42			42"			42"				
	SCC42	44"	44"	44"	43"			45"	44"	44"	44"



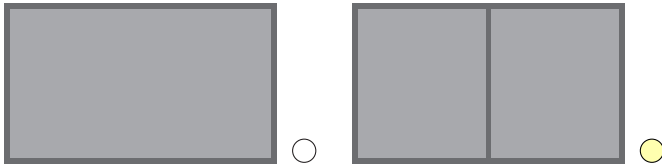
# TOP SIZES

*Occasional, Side And Coffee Tables:*



## Square Side Tables

Description	Item	Artisan	Forged	Sunburst	Reclaimed	Live Edge	Woodgrain	Smooth Aluminum	Aluminum Slate	Slat
16" Square Side Table	HSC16	15 ¼"	15 ¼"	15 ¼"	15 ¼"	16 x 17"	15 ¼"	15 ¼"	15 ¼"	15 ¼"
20" Square Side Table	A0SS20	23 ½"	23 ½"	23 ½"	22 1/4"	22 x 22 ½"	23 ½"		23 ½"	
	D1SS20	20"	20"	20"	22 ¾"	22 x 22 ½"			20"	
	HSS20	21"	21"	21"	22 ¾"	22 x 22 ½"	21"		21"	21"
	ASP20	23 1/2"	23 1/2"	23 1/2"	22 ¾"	22 x 22 ½"	23 1/2"	23 1/2"	23 1/2"	
	NSS20	22"	22"	22"	22 3/8"	22 ¾ x 23 ½"	22"		22"	
	RSS20							20 ¾"	20 ¾"	
	SSS20	23 ½"	23 ½"	23 ½"	22 3/8"	22 ¾ x 23 ½"	23 ½"	23 ½"	23 ½"	
	A4SP20 C4SC20							20" 20"	20" 20"	
22" Square Side Table	A2SP22			22"			22"	22"	22"	
24" Square Side Table	B1SC24				24"			24"	24"	
42" Square Coffee Table	A4SC42							42"	42"	
	C4SC42							42"	42"	

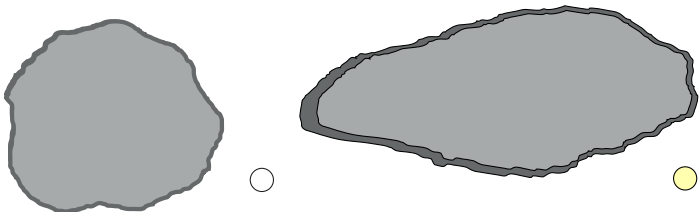


## Rectangular Coffee Tables

Description	Item	Artisan	Forged	Sunburst	Reclaimed	Live Edge	Woodgrain	Smooth Aluminum	Aluminum Slate	Slat
34 x 18" Rectangular Coffee Table	SRC3418	37 ½ x 21 ½"	37 ½ x 21 ½"	37 ½ x 21 ½"	34 1/4 x 18 1/2"	34 x 19"	37 ½ x 21 ½"	37 ½ x 21 ½"	37 ½ x 21 ½"	
18 x 54" Rectangular Coffee Table	SRL1854	56 x 20"	56 x 20"	56 x 20"	56 x 20"	56 ½ x 19 ½"	56 x 20"	56 x 20"	56 x 20"	
30 x 42" Rectangular Coffee Table	HRC3042	42 x 29 ½"	42 x 29 ½"	42 x 29 ½"	42 3/4 x 30 ½"	42 ¾ x 30 ½"	42 x 29 1/2"	42 x 29 ½"	42 x 29 ½"	42 x 29 ½"
	NRC3042	44 x 32"	44 x 32"	44 x 32"	42 3/4 x 30 ½"	42 ¾ x 30 ½"	48 x 32"	44 x 32"	44 x 32"	
32 x 48" Rectangular Coffee Table	ARC3248	48 x 32"	48 x 32"	48 x 32"	50 ½ x 34"	48 1/2 x 32"	48 x 32"	48 x 32"	48 x 32"	
	A2RC3248	50 x 34"	50 x 34"	50 x 34"		48 1/2 x 32"	50 x 30"	50 x 30"	50 x 30"	
	A0RC3248	50 x 34"	48 x 32"	48 x 32"	50 ½ x 34"	48 1/2 x 32"	48 x 32"		48 x 32"	
	SRC3248	35 ¾ x 51 ¾"	35 ¾ x 51 ¾"	35 ¾ x 51 ¾"	50 ½ x 34"	48 1/2 x 32"	35 ¾ x 51 ¾"	35 ¾ x 51 ¾"	35 ¾ x 51 ¾"	35 ¾ x 51 ¾"
	RRC3248							50 x 35 ½"	50 x 35 ½"	
	D1RC3248	50 x 34 ½"	50 x 34 ½"	50 x 34 ½"	50 ½ x 34"	48 1/2 x 32"	50 x 34"	50 x 34"	50 x 34"	
	HRC3248	51 x 35"	51 x 35"	51 x 35"	50 ½ x 34"	48 1/2 x 32"	51 x 35"	51 x 35"	51 x 35"	48 x 32 ½"



*Occasional, Side And Coffee Tables:*

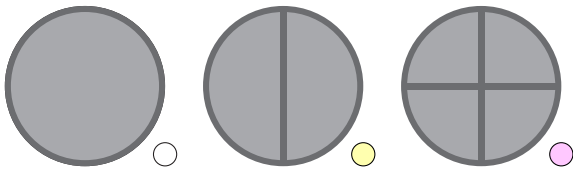


Natural Rectangular Coffee Tables		
Description	Item	Artisan
Occasional Table	F1N016	27"
Side Table	F1NS20	21 1/4"
	F1TP20	21 1/4"
	F1NP27	27"
Coffee Table	F1NC3064	62 1/4 x 31"



# TOP SIZES

## Dining Tables




### Round Dining Tables

Description	Item	Artisan	Forged	Sunburst	Reclaimed	Facets	Live Edge	Woodgrain	Smooth Aluminum	Aluminum Slate
32" Round Table	A5CD32			32"		32"				
	D1CH32	32"	32"	32"			33 1/2"	32"		
	E1CD32			32"		32"				
	E1CH32			32"		32"				
	E1CE32			32"		32"				
42" Round Table	NCH42	44"	44"	44"	43 1/2"		45"	44"	44"	44"
	SCEK42	44"	44"	44"	43 1/2"		45"	44"	44"	44"
	SCHK42	44"	44"	44"	43 1/2"		45"	44"	44"	44"
48" Round Table	NCD48	49"	49"	49"	48"		49"	49"		49"
50" Round Table	E1CDK50			50"		50"				
	A5CDK50			50"		50"				
54" Round Table	ACD54	54"	54"	54"	54"		53 3/4"	54"		54"
	DOCDK54	54"	54"	54"	54"		53 3/4"	54"	54"	54"
	NCD54	54"	54"	54"	54"		53 3/4"	54"		54"
	SCDK54	54"	54"	54"	54"		53 3/4"	54"		54"
60" Round Table	A5CD60	60"	60"	60"	60"		59 1/2"	60"	60"	60"
	E1CDK60			60"		60"				
	SCDK60	60"	60"	60"	60"		59 1/2"	60"	60"	60"
72" Round Table	A5CDK72			72"		72"				
	E1CDK72			72"		72"				



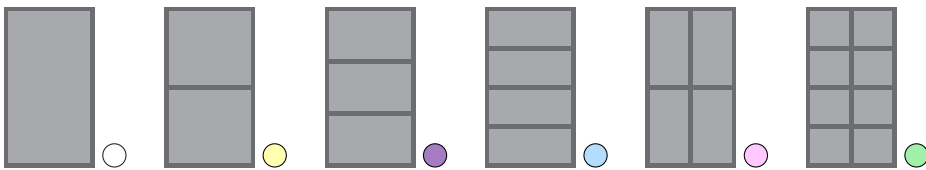
Dining Tables / Counter Tables / Bar Tables:



Square Dining Tables

Description	Item	Artisan	Forged	Sunburst	Reclaimed	Facet	Live Edge	Woodgrain	Smooth Aluminum	Aluminum Slate	Slat
30" Square Table	E1SD30			29 1/2"		29 1/2"			32"	32"	
	E1SE30			29 1/2"		29 1/2"					
	E1SH30			29 1/2"		29 1/2"					
32" Square Table	HSE32	32 1/4"	32 1/4"	32 1/4"			32 1/2 x 32"	32 1/4"	32 1/2"	32 1/2"	32 1/2"
36" Square Table	E1SD36			35 1/2"		35 1/2"					
	E1SE36			35 1/2"		35 1/2"					
	E1SH36			35 1/2"		35 1/2"					
44" Square Table	A2SD44			44"				44"	44"	44"	
	A0SD44	44"	44"	44"	44"	44"	43 3/4 x 45"	44"		44"	
	RSD44								44"	44"	
	HSDK44	43 3/4"	43 3/4"	43 3/4"	44"	43 3/4"		43 3/4"	47"	47"	47"

Dining Tables



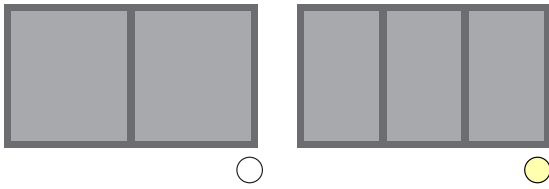
Rectangular Dining Tables

Description	Item	Artisan	Forged	Sunburst	Reclaimed	Live Edge	Woodgrain	Smooth Aluminum	Aluminum Slate	Slat
32" x 60" Rectangular Table	RRE3260							60 x 32"	60 x 32"	
78" Rectangular Table	A2RDK78			78 x 42 1/2"			78 x 44"	78 x 44"	78 x 44"	
	C1RDK78						78 x 42"	78 x 42"	78 x 42"	78 x 42"
84" Rectangular Table	ARD84	87 1/2 x 45 1/4"	87 1/2 x 45 1/4"	87 1/2 x 45 1/4"	84 3/4 x 43 3/4"	86 3/4 x 44 1/4"	87 1/2 x 45 1/4"	87 1/2 x 45 1/4"	87 1/2 x 45 1/4"	87 1/2 x 45 1/4"
	SRDK84	87 1/2 x 45 1/4"	87 1/2 x 45 1/4"	87 1/2 x 45 1/4"	84 3/4 x 43 3/4"	86 3/4 x 44 1/4"	87 1/2 x 45 1/4"	87 1/2 x 45 1/4"	87 1/2 x 45 1/4"	87 1/2 x 45 1/4"
	RRD84							86 x 44"	86 x 44"	
	D1RD84	86 x 44"	86 x 44"	86 x 44"	84 3/4 x 43 3/4"	86 3/4 x 44 1/4"	86 x 44"	86 x 44"	86 x 44"	
	HRDK84	86 x 47"	86 x 47"	86 x 47"	84 3/4 x 43 3/4"	86 3/4 x 44 1/4"	86 x 44"	86 x 47"	86 x 47"	86 x 47"
	NRD84	86 x 44"	86 x 44"	86 x 44"	84 3/4 x 43 3/4"	86 3/4 x 44 1/4"	86 x 44"		85 1/4 x 46 1/4"	
108" Rectangular Table	ARDK108	108 x 54"	108 x 54"	108 x 54"	112 3/4 x 54"	108 x 54"	108 x 54"		108 x 54"	
	SRDK108	108 x 54"	108 x 54"	108 x 54"	112 3/4 x 54"	108 x 54"	108 x 54"	108 x 54"	108 x 54"	
	D1RDK108	108 x 54"	108 x 54"	108 x 54"	112 3/4 x 54"	108 x 54"	108 x 54"		108 x 42"	
116" Rectangular Dining Table	A2RDK116		116 x 44"	116 x 44"			116 x 44"	116 x 44"	116 x 44"	
	A0RDK116	116 x 44"	116 x 44"	116 x 44"	116 x 44"	116 x 44"	116 x 44"		116 x 44"	
	C1RDK116						116 x 42"	116 x 42"	116 x 42"	116 x 42"



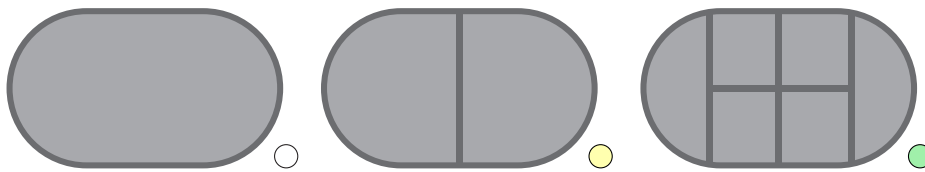
# TOP SIZES

## Dining Tables



### Rectangular Extension Dining Tables

Description	Item	Smooth Aluminum	Aluminum Slate
Rectangular Extension Table	C1RDE120	90 x 42" closed	90 x 42" closed
		120 x 42" opened	120 x 42" opened
	C1RDE140	90 x 42" closed	90 x 42" closed
		120 x 42" opened	120 x 42" opened

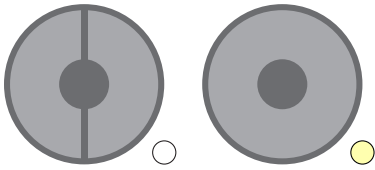


### Oval Dining Tables

Description	Item	Artisan	Forged	Sunburst	Reclaimed	Facets	Woodgrain	Smooth Aluminum	Aluminum Slate
84" Oval Table	E10DK84			83 x 41 1/2"		83 x 41 1/2"			
	NOD84	86 x 44"	86 x 44"	86 x 44"	86 x 44"		86 x 44"	86 x 44"	86 x 44"
	SOD84	86 x 44"	86 x 44"	86 x 44"	86 x 44"		86 x 44"	86 x 44"	86 x 44"
	SODK84	86 x 44"	86 x 44"	86 x 44"	86 x 44"		86 x 44"	83 x 41 1/2"	83 x 41 1/2"
	A50DK84			83 x 41 1/2"		83 x 41 1/2"			
108" Oval Table	SODK108	108 x 49"	108 x 49"	108 x 49"	108 x 46"		108 x 49"	108 x 49"	108 x 49"
	E10DK108			107 x 41 1/2"		107 x 41 1/2"			
	A50DK108			107 x 41 1/2"		107 x 41 1/2"			

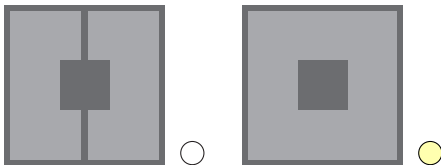


Firepits



Round Firepit Tables

Description	Item	Artisan	Forged	Sunburst	Reclaimed	Live Edge	Woodgrain	Smooth Aluminum	Aluminum Slate	Nature's Wood
38" Round Firepit	DCF38WL	38"	38"	38"	38"	40"	38"		38"	
42" Round Firepit	C5F42WL							42"	42"	
48" Round Firepit	TCF48WL	48"	48"	48"	48 3/8"	49"	48"		48"	
	VCF48WL	49"	49"	49"	48 3/8"	49"	49"		49"	
54" Round Firepit	F1NCF54WL									52 x 47 1/2"



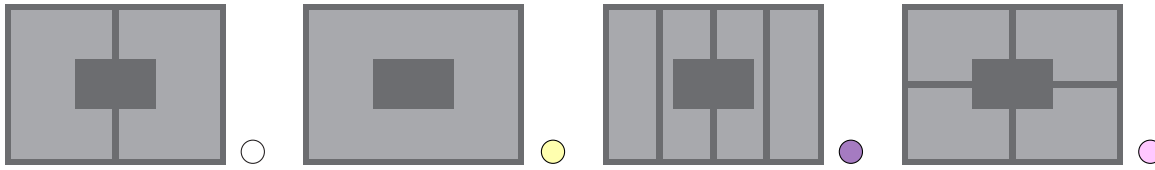
Square Firepit Tables

Description	Item	Artisan	Forged	Sunburst	Reclaimed	Live Edge	Woodgrain	Smooth Aluminum	Aluminum Slate	Slat
32" Square Firepit Table	RSF32WL							35 1/2"	35 1/2"	
38" Square Firepit Table	C9SF38WL									38"
42" Square Firepit Table	A2SF42WL			42"			42"	42"	42"	
	F1NSF42WL							42 1/4"	42 1/4"	
	DSF42WL	42"	42"	42"	42"		42"	42"	42"	
	PSF42WL	43 1/4"	43 1/4"	43 1/4"	42"	41 1/2" x 41 3/4"		43 1/4"	43 1/4"	43 1/4"
	A4SF42WL							42"	42"	
	C4SF42WL							42"	42"	
44" Square Firepit Table	A0SF44WL	44"	44"	44"	44"	44 x 45"	44"			44"



# TOP SIZES

## Firepits



Rectangular Firepit Tables												
Description	Item	Artisan	Forged	Sunburst	Reclaimed	Paragon	Live Edge	Woodgrain	Smooth Aluminum	Aluminum Slate	Slat	Nature's Wood
32 x 48" Rectangular Firepit Coffee Table	TRF32WL	51 1/2 x 35 1/2"	51 1/2 x 35 1/2"	51 1/2 x 35 1/2"	50 3/4 x 34"	51 1/2 x 35 1/2"	49 1/2 x 32"	51 1/2 x 35 1/2"		51 1/2 x 35 1/2"		
	A2RF32WL			52 x 36"				52 x 36"	52 x 36"	52 x 36"		
	A0RF32WL	50 x 34"	50 x 34"	50 x 34"	50 3/4 x 34"	50 x 34"	49 1/2 x 32"	50 3/4 x 34"		50 x 34"		
	VRF32WL	51 1/2 x 35 1/2"	51 1/2 x 35 1/2"	51 1/2 x 35 1/2"	50 3/4 x 34"	51 1/2 x 35 1/2"	49 1/2 x 32"	51 1/2 x 35 1/2"	51 1/2 x 35 1/2"	51 1/2 x 35 1/2"		
	RRF32WL								35 1/2 x 50"	35 1/2 x 50"		
	PRF32WL	51 x 35"	51 x 35"	51 x 35"	50 3/4 x 34"	51" x 35"	49 1/2 x 32"	51 x 35"	51 x 35"	51 x 35"	51 x 35"	
	F1NRF32WL											52 1/4 x 28 1/2"
108" Rectangular Firepit Table	VRF108WL	109 x 54"	109 x 54"	109 x 54"	113 x 54"	109 x 54"	109 x 54 1/2"	109 x 54"	107 1/2 x 53 1/2"	107 1/2 x 53 1/2"		



# WARRANTY

## CASTELLE 15 YEAR FRAME WARRANTY

THE ORIGINAL PURCHASER IS WARRANTED THAT CONSTRUCTION OF THIS PRODUCT IS FREE FROM DEFECTS IN MATERIALS AND WORKMANSHIP FROM THE DATE OF THE CUSTOMER'S PURCHASE, UNDER NORMAL RESIDENTIAL USE AS FOLLOWS:

### 15 YEAR FRAME & 5 YEAR FRAME FINISH

Usage in a residential setting: Castelle Furniture Company, Inc. warranty covers aluminum outdoor patio furniture frames and fire pit frames for fifteen years. If your Castelle Furniture Company, Inc frame fails structurally during normal usage within fifteen years, Castelle Furniture Company, Inc will repair or replace the outdoor furniture frame at manufacturer's discretion (with same or similar product if discontinued).

Warranty covers structural failure (broken frame or welds) when properly maintained. Improper assembly or exposure to sub-freezing temperatures is not covered. To avoid accumulation of moisture inside the frames, product must be stored in an upright position. Warranty covers against peeling and blistering under normal use and proper maintenance. If the finish peels, cracks or blisters within five years, Castelle Furniture Company, Inc will repair, refinish or replace the frame at manufacturer's discretion (with same or similar product if discontinued). From time to time there may be minor variations in color and texture of finishes. THIS WARRANTY SPECIFICALLY DOES NOT COVER SUCH MINOR VARIATIONS IN COLOR AND TEXTURE OF FINISHES.

This warranty does not cover the following: Cracking or shattering of glass tops; Damage to product due to acts of nature, misuse or abuse.

### 5 YEAR LIMITED FABRIC & 2 YEAR LIMITED CUSHION CRAFTSMANSHIP WARRANTY

This warranty covers the fabric on cushions, slings, and umbrella fabrics, for a period of five (5) years from the date of purchase under normal usage and exposure conditions. Claims related to color fading, discoloration or strength loss from normal usage and exposure conditions are covered for five (5) years. This warranty covers the craftsmanship and construction of cushions, slings, and umbrella fabrics for a period of two (2) years from the date of purchase under normal usage. Any failures in stitching, zippers, sling rails, cording, buttons, cushion foam or other areas of workmanship will be warrantied for two (2) years. All claims related to fabrics, do not include discoloration due to burns, pet damage, chemical spills, stains, nor does it include cuts in material. Variations in fabric sag and recovery due to the construction of yards are not covered. Breakdown of pillow back core interior liners are not considered a warranty defect as they are used for production purposes only. Customer's own materials (COM) are not covered. We advise the purchaser that softening of cushions, which is the result of normal use, should not be confused with loss of resiliency due to defects in construction of materials. This warranty does not cover damage to product due to acts of nature, misuse or abuse.

Regular care and maintenance are required to retain the warranty. Routine cleaning will prevent mold and mildew, which grow on dirt, pollen, and other organic matter. Avoid removing fabric from cushions, using gas or electric power washers, or submerging cushions in water for cleaning.

### 2 YEAR FIREPIT BURNER WARRANTY

The warranty covers manufacturing defects in assembly. This warranty does not cover damage to product due to acts of nature, misuse or abuse.

## COMMERCIAL WARRANTY

5 YEAR EXTRUDED AND CAST ALUMINUM FRAME

5 YEAR FRAME FINISH

1 YEAR FABRIC, CUSHION, SLING AND UMBRELLA

## WARRANTY CLAIMS

Castelle Furniture Company, Inc will pay freight costs for the first year in the Continental U.S.. Labor is included for the first year from the date of purchase. After year 1 of ownership the shipping and handling of the product for repair shall

be the responsibility of the purchaser, to and from our Florida warehouse facility. If identical materials are not available at the time of purchase, we reserve the right to substitute materials of equal quality. This warranty is based on a pro-ration calculation, determined by years of service (straight line method).

Manufacturer shall not be responsible for any incidental or consequential damages, including loss of time, usage, or money and our responsibility shall not exceed the value of the replacement product.

Manufacturer makes no other warranties, expressed or implied.

Manufacturer reserves the right to make minor changes or modifications and to discontinue frame finishes, fabrics, table tops or styles without notice.

#### CLAIM SUBMISSION

Claims or questions can be directed to our Customer Service Department by:

Email: [warrantyclaims@castellefurniture.com](mailto:warrantyclaims@castellefurniture.com)

A photocopy of dated proof of purchase, photograph of damaged product, manufacturer item number, purchaser name, phone number, address and explanation of the problem should accompany any warranty request

## GENERAL INFORMATION

**ACCEPTANCE OF ORDERS:** All orders are subject to acceptance by manufacturer. Acceptance will be made in the form of an acknowledgment with an estimated ship date as verification. \*\*Please forward all orders to [orders@castellefurniture.com](mailto:orders@castellefurniture.com) for processing.

**ORDER INFORMATION:** Before sending the manufacturer your order, please check to make sure the following information is included: billing and shipping address, phone and fax numbers, complete order information -quantity, style number, description, frame finish and fabric or table top pattern where necessary.

**ORDER CANCELLATIONS / ORDER CHANGES:** Special order changes and cancellations must be made within seven (7) days of receipt of order at manufacturer. Canceled orders will be charged a 25% restocking fee. All order changes and cancellations must be in writing.

**PRICING:** All prices shown FOB Sarasota, Florida. Pricing is subject to change without notice. Prices submitted on customer purchase orders are not considered binding.

**TERMS:** Net 30 days available once credit is approved.

**DELIVERY OF ORDERS:** An approximate ship date is shown on every order acknowledgment. Manufacturer cannot be held responsible for delays beyond its control. If a dealer is unable to accept delivery of merchandise shipped on or about the acknowledgment ship date, storage of the merchandise will be arranged at a flat weekly fee for the dealer.

**ROUTING:** Unless specified in writing by the customer, all orders will be shipped "Best Way" freight collect. Manufacturer will not be responsible for incremental freight expenses incurred by the customers whose discounts with freight carriers do not match those of manufacturer. Whenever possible, manufacturer will attempt to accommodate customers shipping requirements. If your company has special routing that is used, please forward a copy of these instructions to us with the purchase order.

**CLAIMS AND CONCEALED DAMAGE:** Please check all merchandise immediately upon arrival for any visual or concealed damage. Our products are inspected, properly packaged and then given to the trucking company. We are not liable for damages incurred in shipping or other mishandling of the product. If there is noticeable damage at the time of delivery, a claim should be filed with carrier immediately. All merchandise shipped F.O.B. from our plants require the consignee to file the claim. If concealed damage is found, notify the carrier's agent immediately for inspection. Save all cartons and packaging. The agent is required to issue a "concealed damage" report.

Manufacturer reserves the right to make minor design changes or modifications and to discontinue frame finishes, fabrics, table tops or styles without notice.

**REPLACEMENT PARTS:** Parts are handled through manufacturer's customer service department. Please have all product information available when contacting them. If it is a warranty issue, the consumer is to contact the store where the items were purchased directly. Manufacturer reserves the right to repair / replace the defective merchandise with a similar style, fabric, table top or finish at our option.

## QUESTIONS & CONCERNS

PHONE 855-612-9800

EMAIL [INFO@CASTELLEFURNITURE.COM](mailto:INFO@CASTELLEFURNITURE.COM)

#### HEADQUARTERS

475 WEST TOWN PLACE, SUITE 200, ST. AUGUSTINE, FL 32092

#### SHOWROOM

ATLANTA

WITH A COMMITMENT TO EXCELLENCE AND LASTING LUXURY, THE SKILLED ARTISANS OF CASTELLE TAKE PRIDE IN CRAFTING EACH PIECE BY HAND. FROM OUR FOUNDRY TO FINE FURNISHINGS, THE ARTISTRY FORGED INTO EVERY ELEMENT IS A PRODUCT OF TRUE CRAFTSMANSHIP. THAT IS OUR PROMISE. VISIT [CASTELLEFURNITURE.COM](http://CASTELLEFURNITURE.COM) TO BROWSE OUR COMPLETE ASSORTMENT OF MERCHANDISE.



# QUICK REFERENCE GUIDE

COLLECTION	CODE	SECTIONAL SEATING	CRESCENT SEATING	DEEP SEATING	CUSHION/FORMAL DINING	CUSHION HIGH DINING
<b>PARTNERSHIPS</b>						
BILTMORE <sup>®</sup> ANTLER HIL	0A		×	×	×	
<b>CONTEMPORARY</b>						
GALA	4A			×	×	
ORION	10					
PARK PLACE	22	×		×	×	
PRISM	0E	×		×		
TRENTO	31			×	×	×
<b>TRADITIONAL</b>						
BISCAYNE*	5C			×	×	
CORDELL*	5B			×	×	
LANCASTER	9C			×	×	
LODGE	4B			×	×	×
MADRID	38		×	×	×	
MARQUIS	1D			×	×	×
MONTEREY	58		×	×	×	
SANTA FE	14		×	×	×	
SAXTON	2C	×		×	×	×
<b>TRANSITIONAL</b>						
BARBADOS	2A			×	×	
BERKELEY	1E		×	×	×	
LARGO	3C			×	×	
NICOYA*	5A			×	×	
ROMA	96			×	×	
VILLA BIANCA	11		×	×	×	

PARTNERSHIPS

CONTEMPORARY

TRADITIONAL

TRANSITIONAL

TABLES &amp; TOPS

ACCESSORIES

FABRICS &amp; FINISHES

ORDERING TOOLS



SLING LOUNGE	SLING CHAT	SLING DINING	SLING HIGH DINING	RECOMMENDED FINISHES	RECOMMENDED TABLES	COLLECTION
						<b>PARTNERSHIPS</b>
		×		STANDARD, BRUSHED & ANTIQUE	BILTMORE <sup>®</sup> ANTLER HILL	BILTMORE <sup>®</sup> ANTLER HILL
						<b>CONTEMPORARY</b>
		×		STANDARD, LUXE, BRUSHED & ANTIQUE	CLASSICAL & VINTAGE	GALA
		×		STANDARD, LUXE, BRUSHED & ANTIQUE	ICON & MODERNA	ORION
		×	×	STANDARD, LUXE, BRUSHED & ANTIQUE	ALTRA, ICON, LARGO, MODERNA & TULIP	PARK PLACE
		×		STANDARD, LUXE, BRUSHED & ANTIQUE	ALTRA, ICON, LARGO, MODERNA & TULIP	PRISM
		×	×	STANDARD, LUXE, BRUSHED & ANTIQUE	ALTRA, ICON, LARGO, MODERNA & TULIP	TRENTO
						<b>TRADITIONAL</b>
		×		STANDARD, BRUSHED & ANTIQUE	BISCAYNE, CLASSICAL, LARGO & TULIP	BISCAYNE*
				STANDARD, BRUSHED & ANTIQUE	BARBADOS, LARGO, MARQUIS, NATURE'S WOOD, TULIP & TWIG	CORDELL*
		×		STANDARD, BRUSHED & ANTIQUE	CLASSICAL & VINTAGE	LANCASTER
				STANDARD, BRUSHED & ANTIQUE	STANDARD, LUXE, BRUSHED & ANTIQUE	LODGE
	×	×	×	STANDARD, BRUSHED & ANTIQUE	CLASSICAL & VINTAGE	MADRID
		×		STANDARD, BRUSHED & ANTIQUE	BARBADOS, LARGO, MARQUIS, NATURE'S WOOD, TULIP & TWIG	MARQUIS
	×	×	×	STANDARD, BRUSHED & ANTIQUE	BARBADOS, LARGO, MARQUIS, NATURE'S WOOD, TULIP & TWIG	MONTEREY
				STANDARD, BRUSHED & ANTIQUE	BARBADOS, LARGO, MARQUIS, NATURE'S WOOD, TULIP & TWIG	SANTA FE
		×		STANDARD, BRUSHED & ANTIQUE	CLASSICAL, LARGO, SAXTON & VINTAGE	SAXTON
						<b>TRANSITIONAL</b>
		×		STANDARD, BRUSHED & ANTIQUE	BARBADOS, CLASSICAL, LARGO, NATURE'S WOOD, TULIP & TWIG	BARBADOS
		×		STANDARD, BRUSHED & ANTIQUE	BARBADOS, CLASSICAL, LARGO, NATURE'S WOOD, TULIP & TWIG	BERKELEY
				STANDARD, BRUSHED & ANTIQUE	BARBADOS, LARGO, MARQUIS, NATURE'S WOOD, TULIP & TWIG	LARGO
		×		STANDARD, BRUSHED & ANTIQUE	BISCAYNE, CLASSICAL, TULIP & VINTAGE	NICOYA*
		×		STANDARD, LUXE, BRUSHED & ANTIQUE	CLASSICAL & VINTAGE	ROMA
		×	×	STANDARD, BRUSHED & ANTIQUE	CLASSICAL & VINTAGE	VILLA BIANCA

PARTNERSHIPS

CONTEMPORARY

TRADITIONAL

TRANSITIONAL

TABLES & TOPS

ACCESSORIES

FABRICS & FINISHES

ORDERING TOOLS



# TABLE TOP COMBINATIONS

TOP NAME	TOP CODE	ALTRA	BARBADOS	BISCAYNE*	BILTMORE ANTLER HILL	CLASSICAL	ICON	LARGO
ARTISAN	AR	×			×	×		
WOODGRAIN	M1, M2, M3, M6, MA	×	×		×	×		
LIVE EDGE	R1, R2, R3, R6, RA	×			×	×		
FORGED	FF	×			×	×		
SUNBURST	BU	×	×		×	×		
RECLAIMED WOOD	FA	×			×	×		
ALUMINUM SLAT	SL							
GLASS	BG						×	
SMOOTH ALUMINUM	W1, W2, W3, SA		×	****		×	×	×
NATURE'S WOOD	N1, N2, N3, NA							
FACETS	FC							
FACETS SLATE	F1, F4, F7, F9, K1, K2							
ALUMINUM SLATE	J1, J4, J7, J9, G1, G2	×	×	****	×	×	×	×
ROPE	RP							

\*\*\*\* AVAILABLE ONLY FOR BISCAYNE FIREPITS.

PARTNERSHIPS

CONTEMPORARY

TRADITIONAL

TRANSITIONAL

TABLES & TOPS

ACCESSORIES

FABRICS & FINISHES

ORDERING TOOLS



MARQUIS	MODERNA	NATURE'S WOOD	NICOYA*	PARSONS	TULIP	TWIG	VINTAGE	TOP NAME
X	X						X	ARTISAN
X	X			X			X	WOODGRAIN
X	X						X	LIVE EDGE
X	X						X	FORGED
X	X		X		X		X	SUNBURST
X	X						X	RECLAIMED WOOD
	X			X				ALUMINUM SLAT
								GLASS
	X	***		X				SMOOTH ALUMINUM
		X						NATURE'S WOOD
			X		X	X		FACETS
			X		X	X		FACETS SLATE
X	X	***		X			X	ALUMINUM SLATE
						X		ROPE

\*\*\* AVAILABLE ONLY FOR NATURE'S WOOD FIREPITS.

PARTNERSHIPS

CONTEMPORARY

TRADITIONAL

TRANSITIONAL

TABLES & TOPS

ACCESSORIES

FABRICS & FINISHES

ORDERING TOOLS





*the CASTELLE story*  
“PURA VIDA”





Our commitment to handcrafted artistry is evident in every piece of furniture, each meticulously crafted with care. From initial design concepts to the final custom finishing touches, each product embodies superior craftsmanship and enduring excellence. Beautiful enough for indoor settings yet durable for outdoor environments, Castelle offers craftsmanship at its finest. Experience the elegance and craftsmanship that define Castelle, enriching your outdoor living spaces with lasting beauty and comfort.





855.612.9800  
CASTELLETFURNITURE.COM