

2025

oxygen





# oxygen



# SPECIFIER INSTRUCTIONS

## THE PRODUCT DIAGRAM

indicates how the measurements of the fixture are determined and contains an approximate "human-scale" drawing of the fixture.

## THE SPEC CHART

for each fixture indicates which diffusers are available with each finish as well as lamping information and dimensions. Specs may be highlighted to help distinguish differences between similar looking products.

## GENERAL SPECIFICATIONS

such as housing, trim, diffuser thicknesses and how to obtain additional information from Oxygen.

## SPEC SHEETS

For full product information visit [www.oxygenlighting.com](http://www.oxygenlighting.com) and download the dedicated spec sheet.

## DEFINITIONS/HOW-TO'S

ITEM # - fixture model number

PREFIX NOTES:

**2**-597-XXX = fluorescent model (or incandescent)

**3**-587-XXX = 120V LED or 120/277 UV LED model

**32**-XXX-XXX = 120/277 UV LED model

MODEL SERIES:

2-**597**-XXX - **597** = Beacon fluorescent series

3-**587**-XXX - **587** = Beacon LED series

DIFFUSER/FINISH:

2-597-**124** = White Cotton (**1**) w/ Satin Nickel (**24**) finish

3-587-**295** = Matte White Acrylic (**2**) w/ Old World (**95**) finish

DIFFUSER - type of diffuser or options available for model.

FINISH - finish/ finishes available for model.


DIMENSIONS - fixture dimensions as indicated in product diagram illustration.

LAMPING - lamp type (incandescent, fluorescent or LED), wattage and other pertinent information for lamp specified.

BALLAST - ballast specifications for fluorescent models.

DRIVER - driver specifications for LED models.

CERTIFICATION - compliance standards mark for fixture model. Also indicates damp/ wet listings, ADA compliance, emergency ballast and energy star items.



3-6097-15

ITEM #	FINISH	DIMENSIONS	LAMPING	DRIVER
3-6097-15	-15	30"(w) x 19"(h)*	12 x 3.25w, 90CRI 3000/3500/4000k CCT LED 1489 Initial Lumen	120V/277V Triac dimming 10-100%

### Available Finish

15 Black | K9 Crystal Diffuser

\*Height measured not including stem or ceiling canopy

-Fixture supplied with 2-8", 2-12" and 3-16" stems to customize hanging height

-Canopy swivel allows for mounting on sloped ceilings - up to 45-degrees

-Unit mounts to 4" octagonal junction box

-Driver mounts inside ceiling canopy

## UNDERSTANDING THE CATALOG: SYMBOLS



- UL listed for damp locations



- UL listed for wet locations



- ETL listed for damp locations



- ETL listed for wet locations



- ADA compliant



- UL listed



- ETL listed



- Damp



- Wet



- Coastal Grade



- WiFi



- Bond



- Correlated Color Temperature

# UNDERSTANDING CEILING FANS

## FLUSH MOUNT/HUGGER FANS

This type of mount is recommended for 8' ceilings. The National Electric Code requires that all fan blades be a minimum of 7' above the floor.

## DOWNROD OPTIONS FOR FANS

For 9' ceilings, a downrod from 4"-8" is installed between the ceiling canopy and the fan. Installing the fan further away from the ceiling allows for more air circulation and fan efficiency. All oxygen fans, with exception of huggers, come with a standard downrod for this application. **For ceilings 10' and above, oxygen offers additional length downrods found on page 398.**

## SPECIFIER INSTRUCTIONS

### THE PRODUCT DIAGRAM

indicates how the measurements of the fixture are determined and contains an approximate "human-scale" drawing of the fixture.

### THE SPEC CHART

for each fan indicates available finishes, blades and options. If there are light kit options available they will be indicated along with a product number to aid in specifying the options. Wall and remote controls will be indicated as well as if they are included or optional.

### HEIGHT CHART & FAN HEIGHT

shows the distance from the ceiling to the fan blades and motor.

### GENERAL SPECIFICATIONS

will list motor warranty, number of blades, blade sweep and pitch and downrod information.

### MECHANICAL SPECIFICATIONS

lists motor type, available options and mechanical performance.

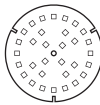


### ENERGY SPECIFICATIONS

airflow and energy used on high speed.

### DOE ENERGY GUIDE INFORMATION

quick reference of energy specifications.



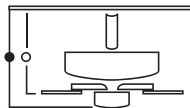
ITEM #	FINISH	LED LIGHT KIT (optional)	CONTROLS
3-110-XX	-6, -15, -24	 <b>3-9-110-XX</b> 18w, 3000k, 90CRI, Dimmable LED w/ Matte White Glass Diffuser, Wet Listed 1414 Initial Lumens	 Wall Control (included)  <b>3-8-110-0*</b> Remote Control (optional)

#### Available Finishes

- 6 White | White ABS Blades
- 15 Black | Matte Black ABS Blades
- 24 Satin Nickel | Silver ABS Blades

- Lifetime Motor Warranty
- 20-Degree Blade Pitch
- 80" Lead Wire
- 4" & 6" Downrod (Included)
- 153x18 AC Motor
- 3 Speeds-Reversible with manual reverse switch
- Wall Control Included
- Airflow: 4822 Cubic Feet/Minute
- Electricity Use: 47 Watts (Excludes Lights)
- Airflow Efficiency: 102 Cubic Feet/Minute/Watt
- For EnergyGuide info, see cut sheet at [www.oxygenlighting.com](http://www.oxygenlighting.com)

#### HEIGHT CHART





# TABLE OF CONTENTS

- 18 Ceiling Fans
- 84 Lighting Families
- 312 Mirrors
- 352 Outdoor Families
- 394 Accessories, Diffusers & Finishes
- 400 Index



## FAN PERFORMANCE BY ROOM

ROOM SIZE	SQUARE FEET	ROOM TYPE	FAN SWEEP	CUBIC FEET/MINUTE (CFM)
small	80 sq. ft or less	utility room, bathroom, closet	20" - 28"	1500 - 3500
medium	90-120 sq. ft or less	small bedroom, office, bathroom	38" - 52"	3500 - 5000
large	125-300 sq. ft	kitchen, bedroom, dining room, living room	52" - 56"	5000 - 8000
great	350-400 sq. ft	great room, master suite, outdoor	56" - 99"	7000 - 15000

# **VISUAL TABLE OF CONTENTS**

## **CEILING FANS**



**ADORA 20**



**ADORA  
HUGGER 22**



**ALLEGRO 24**



**ALPHA 26**



**APOGEE 28**



**AVALON 30**



**CODA 32**



**COSMO 34**



**DYNAMO 36**



**ENORME 78" 38**



**ENORME 100" 40**



**FLEET 56" 42**



**FLEET 72" 44**



**HALCYON 46**



**HEYDAY 48**

# **VISUAL TABLE OF CONTENTS**



**JUNO 50**



**MECCA 64" 52**



**MECCA 72" 54**



**METHOD 56**



**MYRIAD HUGGER  
58**



**OSLO HUGGER  
44" 60**



**OLSO 62**



**OSLO HUGGER  
52" 64**



**PROVINCE 66**



**RIDLEY 68**



**RONDURE 70**



**SAMARAN 72**



**SOL 74**



**SOLIS 76**



**STRATO 78**




**TEMPLE 80**



**XEGA 82**

## LIGHTING FAMILIES




**ACADIA 194**



**ADAGIO 255**  
ADA



**ADELPHI 257**  
ADA



**AEGIS 198**  
ADA



**ALARUM 86**  
CCT



**ALCOR 172**  
ADA



**ALTAIR 306**



**ANTARES 144**  
ADA | CCT



**APOLLO 252**  
ADA



**ARCHER 262**  
ADA



**ARENA 287**  
ADA | CCT



**ATLANTIS 158**



**AVIAN 136**



**AXEL 266**  
ADA


# VISUAL TABLE OF CONTENTS




**AXIOM 110**



**BALANCE 263**  
ADA



**BEACON 283**  
ADA



**BOLO 286**  
ADA



**BONGO 100**



**BONZO 92**



**BRAEM 134**  
CCT



**BRIO 168**



**CHAMELEON 284**  
ADA



**CIRCULO 210**



**CIRRO 227**




**CORNET 230**




**CRESCENT 248**  
ADA



**DARIO 278**  
ADA



**DECCA 174**



**DIETER 222**





**DIONE 304**



**DUNE 216**



**ECHO 200**




**ÉLAN 116**  
CCT



**ELITE 300**




**ELLIPSE 188**



**EPOCH 282**  
ADA



**EROS 204**  
CCT



**ESTRELLA 224**  
CCT



**ETHOS 146**  
CCT



**FAVERO 280**  
ADA



**FAVO 104**  
CCT




**FUGIT 258**  
ADA



**FUSE 267**  
ADA



**GALILEI 192**  
CCT




**GAMMA 132**  
CCT


# VISUAL TABLE OF CONTENTS



**GRATIS 232**



**GUAPO 279**  
ADA



**HALO 274**  
ADA




**HYPERION 196**  
ADA | CCT



**ICON 272**  
ADA



**IDOL 180**



**IOTA 102**  
ADA



**JOURNEY 302**



**KIKO 264**  
ADA



**KLONE 171**



**LANDON 140**  
CCT



**LIBERTY 231**



**LOTUS 229**



**LUCCI 97**



**LUNA 94**



**LUPE 226**



**LUSTRE 156**



**MAGNETA 181**



**MAGNUM 176**



**MARIA 218**



**MEDUSA 206**  
CCT



**METRIX 242**  
ADA



**MIES 276**  
ADA



**MIRO 154**



**MODULO 310**



**MONDO 96**



**MONET 161**  
ADA




**MOXY 152**



**NEBULA 93**



**NERO 128**



**OLIO 292**  
ADA



**OPUS 179**

# VISUAL TABLE OF CONTENTS



**ORACLE 303**




**ORION 244**  
ADA



**PALILLOS 124**  
CCT



**PATHWAYS 288**  
ADA



**PEBBLE 186**  
ADA



**PEEPERS 298**



**PILAR 185**



**PIVOT 106**



**PLATO 265**  
ADA



**POLARIS 289**  
ADA




**PRESTO! 150**



**PRIMO 215**



**PROFILE 277**  
ADA



**PYXIS 308**



**REFLEX 275**  
ADA



**RHYTHM 305**



**ROSWELL 228**



**RUVO 234**




**SABRE 212**  
CCT



**SIREN 290**  
ADA



**SKYLINE 271**  
ADA



**SONGBIRD 291**  
ADA



**SPACELY 221**



**SPERANO 208**  
CCT



**SPINDLE 233**



**SPIRIT 160**



**STYLUS 162**



**TALI 151**



**TEMPE 202**  
CCT



**TEMPUS 250**  
ADA



**TERRA 95**



**TOTEM 219**

# VISUAL TABLE OF CONTENTS




**UTOPIA 194**



**VEER 122**



**VEGA 246**  
ADA



**VELA 294**  
ADA



**VIDA 235**



**VIRTUE 240**  
ADA | CCT



**VIVO 213**  
CCT



**WAND 164**  
ADA



**WAVE 260**  
ADA



**XANNI 166**  
CCT



**ZEEPERS 296**  
ADA



**ZENITH 268**  
ADA



**ZEPP 170**



**ZETA 295**  
ADA




**ZORA 236**  
ADA



**ZURI 301**

## OUTDOOR FAMILIES




**ALBEDO 354**



**APERTO 355**



**ARTÉ 356**



**CADET 357**  
ADA



**CALIBER 358**



**CALYPSO 359**  
ADA




**CERES 360**



**CORPUS 361**



**DUO 362**  
ADA



**ELIF 363**  
ADA



**ERIS 364**



**ESPRIT 365**  
ADA



**HELIO 366**  
ADA



**ICON 367**  
ADA | CCT



**KALDOR 368**

# VISUAL TABLE OF CONTENTS



**KARME 370**  
ADA



**KUBO 372**



**LEDA 373**



**LOTTIE 374**



**MAGNETA 375**  
ADA




**MAIA 376**  
ADA



**MOTTO 377**  
ADA



**NITRO 378**  
ADA




**NOVA 379**  
ADA



**PAVO 380**  
ADA




**PHAROS 381**  
ADA | CCT




**PILOT 382**



**RAZZO 383**



**REFLEX 384**  
ADA | CCT



**REGIO 385**  
ADA



**RICKIE 386**  
ADA





**RICO 387**  
ADA



**SCOPE 388**



**TAURUS 389**



**TELSHOR 390**



**TITAN 391**  
ADA



**UNO 392**  
ADA



**VERVE 393**  
ADA



# **CEILING FANS**



# ADORA 52" CEILING FAN



3-110-24



3-110-6



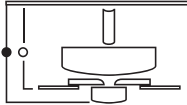
3-110-15  
shown with optional LED light kit 3-9-110-15

### Available Finishes

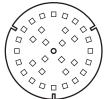


- 6 White | White ABS Blades
- 15 Black | Matte Black ABS Blades
- 24 Satin Nickel | Silver ABS Blades

- Lifetime Motor Warranty
- 20-Degree Blade Pitch
- 80" Lead Wire
- 4" & 6" Downrod (Included)
- 153x18 AC Motor
- 3 Speeds-Reversible with Manual Reverse Switch
- Wall Control Included
- Airflow: 4822 Cubic Feet/Minute
- Electricity Use: 47 Watts (Excludes Lights)
- Airflow Efficiency: 102 Cubic Feet/Minute/Watt
- For EnergyGuide info, see cut sheet at [www.oxygenlighting.com](http://www.oxygenlighting.com)

### HEIGHT CHART



- FAN HEIGHT  
Using 4" downrod
- Distance of 13.5"
  - Distance of 11.5"

ITEM #	FINISH	LED LIGHT KIT (optional)	CONTROLS
3-110-XX	-6, -15, -24	 <p><b>3-9-110-XX</b> 18w, 3000k, 90CRI, Dimmable LED w/ Matte White Glass Diffuser, Wet Listed 1414 Initial Lumens</p>	 <p>Wall Control (included)</p>  <p><b>3-8-110-0*</b> Remote Control (optional)</p>

# ADORA 52" HUGGER

CEILING FAN



**3-111-6**

shown with optional LED light kit 3-9-110-6



3-111-15

#### Available Finishes

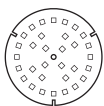


- 6 White | White ABS Blades
- 15 Black | Matte Black ABS Blades

- Lifetime Motor Warranty
- 20-Degree Blade Pitch
- 22" Lead Wire
- 153x18 AC Motor
- 3 Speeds-Reversible with Manual Reverse Switch
- Wall Control Included
- Airflow: 4268 Cubic Feet/Minute
- Electricity Use: 49 Watts (Excludes Lights)
- Airflow Efficiency: 87 Cubic Feet/Minute/Watt
- For EnergyGuide info, see cut sheet at [www.oxygenlighting.com](http://www.oxygenlighting.com)

#### HEIGHT CHART



- FAN HEIGHT
- Distance of 9.5"
  - Distance of 7.5"

ITEM #	FINISH	LED LIGHT KIT (optional)	CONTROLS
3-111-XX	-6, -15	 <p><b>3-9-110-XX</b> 18w, 3000k, 90CRI, Dimmable LED w/ Matte White Glass Diffuser, Wet Listed 1414 Initial Lumens</p>	<div style="display: flex; justify-content: space-around; align-items: flex-end;"> <div style="text-align: center;">  <p>Wall Control (included)</p> </div> <div style="text-align: center;">  <p><b>3-8-110-0</b> Remote Control (optional)</p> </div> </div>



# ALLEGRO 52" CEILING FAN



## Optional LED Light Kit

**3-9-119-15**


8"(w) x 3.25"(h)


18w, 120v, 90CRI 3000k Dimmable LED


1481 Initial Lumens


Black | Matte White Glass Diffuser

### Available Finishes

 -40 Aged Brass | Matte White Glass Diffuser


 -24 Satin Nickel | Matte White Glass Diffuser

 -15 Black | Matte White Glass Diffuser

 -6 White | Matte White Glass Diffuser

3-119-40



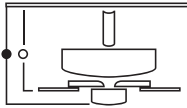


### Available Finishes


- 6 White | White/Weathered Grey Blades
- 24 Satin Nickel | Silver/Walnut Blades
- 15 Black | Matte Black Blades
- 40 Aged Brass | Black Blades

- Lifetime Motor Warranty
- 12-Degree Blade Pitch
- 80" Lead Wire
- 4" & 6" Downrod (Included)
- 153x17 AC Motor
- 3 Speeds with pull chain
- Reversible with Manual Reverse Switch
- Airflow: 4584 Cubic Feet/Minute
- Electricity Use: 56 Watts (Excludes Lights)
- Airflow Efficiency: 81 Cubic Feet/Minute/Watt
- For EnergyGuide info, see cut sheet at [www.oxygenlighting.com](http://www.oxygenlighting.com)

### HEIGHT CHART



- FAN HEIGHT  
Using 4" downrod
- Distance of 12.25"
  - Distance of 8.25"

ITEM #	FINISH	LED LIGHT KIT (optional)
<b>3-119-XX</b>	-6, -15, -24, -40	 <p><b>3-9-119-XX</b> 18w, 3000k, 90CRI, Dimmable LED w/ Matte White Glass Diffuser 1481 Initial Lumens</p>

# ALPHA 60" CEILING FAN



3-105-024  
shown with 3-8-61324 blades



#### Available Housing/Motor Finishes

- 6 White
- 24 Satin Nickel

#### Available Blade Finishes

- 3-8-61306 White
- 3-8-61324 Silver

#### How to order the Alpha fan:

##### A. First Pick the Housing/Motor Finish from below:

- 3-105-06 White
- 3-105-024 Satin Nickel

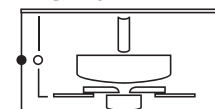
##### B. Then Choose the Blade Finish from below:

- 3-8-61306 White
- 3-8-61324 Silver




\*Note - Housing/Motor and Blades options will ship separately.

- Lifetime Motor Warranty
- 18-Degree Blade Pitch
- 58" Lead Wire
- DC 125 S Motor
- 6 Speeds-Reversible with Wall Control
- Wall Control Included
- Airflow: 8200 Cubic Feet/Minute
- Electricity Use: 32 Watts (Excludes Lights)
- Airflow Efficiency: 256 Cubic Feet/Minute/Watt
- For EnergyGuide info, see cut sheet at [www.oxygenlighting.com](http://www.oxygenlighting.com)

#### HEIGHT CHART



- FAN HEIGHT
- Distance of 18"
  - Distance of 16.25"

ITEM #	FINISH	OPTIONAL LED LAMP (included)		CONTROLS	
<b>3-105-0XX</b>	-6, -24		7w, 2700k, 80CRI, Dimmable LED GU10 Bulb 528 Initial Lumens (Finished Socket Cover Included for use w/o Optional LED Lamp)	 Wall Control (included)	 <b>3-8-2000-0</b> Remote Control (optional)



# APOGEE 60" CEILING FAN



**3-132-40**  
shown with optional LED light kit (included)





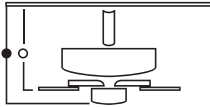
3-132-15

**Available Finishes**

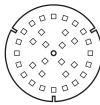

- 15 Gloss Black | Matte Black ABS Blades
- 40 Aged Brass | Matte Black ABS Blades

- Lifetime Motor Warranty
- 16-Degree Blade Pitch
- 80" Lead Wire
- DC15-NS Motor
- 6" Downrod (Included)
- 6 Speeds-Reversible with Wall Control
- Wall Control Included
- Airflow: 6411 Cubic Feet/Minute
- Electricity Use: 19 Watts (Excludes Lights)
- Airflow Efficiency: 337 Cubic Feet/Minute/Watt
- For EnergyGuide info, see cut sheet at [www.oxygenlighting.com](http://www.oxygenlighting.com)

**HEIGHT CHART**



FAN HEIGHT  
Using 6" downrod  
● Distance of 14.25"  
○ Distance of 12"

ITEM #	FINISH	OPTIONAL LED LIGHT KIT (included)		CONTROL
3-132-XX	-15, -40		20w, 2700/3000/4000/5000/6500k, 90CRI, Dimmable LED w/ Case Glass Style Diffuser, Damp Listed 1483 Initial Lumens @ 3000k	 Wall Control (included)

# AVALON 52" CEILING FAN






3-118-1540

Visit [www.oxygenlighting.com](http://www.oxygenlighting.com) for technical cut sheets. Oxygen reserves the right to modify designs at any time.



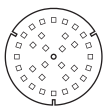



#### Available Finishes

 24 Satin Nickel   Walnut ABS Blades	 640 Aged Brass   White ABS Blades
 115 Gloss Black   Matte Black ABS Blades	 1540 Aged Brass   Matte Black ABS Blades

- Lifetime Motor Warranty
- 14-Degree Blade Pitch
- 80" Lead Wire
- 153x18 Motor
- 4" & 6" Downrod (Included)
- 6 Speeds-Reversible with Wall Control
- Wall Control Included
- Airflow: 6618 Cubic Feet/Minute
- Electricity Use: 33 Watts (Excludes Lights)
- Airflow Efficiency: 200 Cubic Feet/Minute/Watt
- SMART by BOND technology allows you to control your fan settings from your mobile device anywhere you go.
- It also allows you to connect your fan to many voice-activated smart home device (not included).
- For EnergyGuide info, see cut sheet at [www.oxygenlighting.com](http://www.oxygenlighting.com)

#### HEIGHT CHART



ITEM #	FINISH	LED LIGHT KIT (optional)	CONTROLS
<b>3-118-XX</b>	-24, -115, -640, -1540	 <p><b>3-9-118</b> 18w, 3000k, 90CRI, Dimmable LED w/ Matte White Polycarbonate Diffuser, Damp Listed 1583 Initial Lumens</p>	 Wall Control (included)  <b>3-8-2001-0</b> Remote Control (optional) 



# CODA 56" CEILING FAN




**3-103-20**  
shown with optional LED light kit 3-9-102





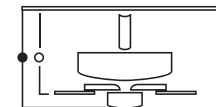


#### Available Finishes

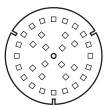


-  20 Polished Nickel | Silver Blades
-  22 Oiled Bronze | Oiled Bronze Blades
-  24 Satin Nickel | Silver Blades

- Lifetime Motor Warranty
- 13.5-Degree Blade Pitch
- 80" Lead Wire
- 4.5" Downrod (Included)
- 120mm DC Motor
- 6 Speeds-Reversible with Wall Control
- Wall Control Included
- Airflow: 5238 Cubic Feet/Minute
- Electricity Use: 28 Watts (Excludes Lights)
- Airflow Efficiency: 187 Cubic Feet/Minute/Watt
- For EnergyGuide info, see cut sheet at [www.oxygenlighting.com](http://www.oxygenlighting.com)

#### HEIGHT CHART



- FAN HEIGHT**
- Using 4.5" downrod
  - Distance of 11.5"
  - Distance of 9.125"

ITEM #	FINISH	LED LIGHT KIT (optional)	CONTROLS
<b>3-103-XX</b>	-20, -22, -24	 <p><b>3-9-102</b> 15w, 3000k, 90CRI Dimmable LED w/ Matte White Polycarbonate Diffuser 1083 Initial Lumens</p>	<div>  <p>Wall Control (included)</p> </div> <div>  <p><b>3-8-3000</b> Remote Control (optional)</p> </div>

# COSMO 70" CEILING FAN



3-100-24\*

shown with optional LED light kit 3-9-100

Visit [www.oxygenlighting.com](http://www.oxygenlighting.com) for technical cut sheets. Oxygen reserves the right to modify designs at any time.

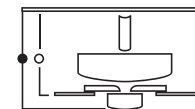


#### Available Finishes

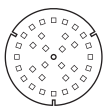


- 15 Black | Black Blades
- 22 Oiled Bronze | Oiled Bronze Blades
- 20 Polished Nickel | Silver Blades
- 24 Satin Nickel | Silver Blades

- Lifetime Motor Warranty
- 14-Degree Blade Pitch
- 80" Lead Wire
- 4" & 6" Downrod (Included)
- 165mm DC Motor
- 6 Speeds-Reversible with Wall Control
- Wall Control Included
- Remote Control Adaptable w/ 3-8-2000-0 Remote
- Airflow: 9448 Cubic Feet/Minute
- Electricity Use: 35 Watts (Excludes Lights)
- Airflow Efficiency: 270 Cubic Feet/Minute/Watt.
- For EnergyGuide info, see cut sheet at [www.oxygenlighting.com](http://www.oxygenlighting.com)

#### HEIGHT CHART



- FAN HEIGHT**  
Using 4" downrod
- Distance of 13.5"
  - Distance of 10.25"

ITEM #	FINISH	LED LIGHT KIT (optional)	CONTROLS
<b>3-100-XX</b>	-15, -20, -22, -24	 <p><b>3-9-100</b> 18w, 3000k, 90CRI Dimmable LED w/ Matte White Glass Diffuser, Damp Listed 1447 Initial Lumens</p>	<div style="display: flex; justify-content: space-around; align-items: flex-end;"> <div style="text-align: center;">             Wall Control (included)         </div> <div style="text-align: center;">   <b>3-8-2000-0</b>            Remote Control (optional)         </div> </div>

# DYNAMO 54" CEILING FAN



3-113-15







**Available Finishes**

- 15 Black | Black ABS Blades
- 24 Satin Nickel | Silver ABS Blades
- 640 Aged Brass | White ABS Blades
- 1540 Aged Brass | Black ABS Blades

- Lifetime Motor Warranty
- 20-Degree Blade Pitch
- 80" Lead Wire
- 4" & 6" Downrod (Included)
- Not Light Kit Adaptable
- 125mm DC Motor
- 6 Speeds-Reversible with Remote Control
- Remote Control Included
- Airflow: 5850 Cubic Feet/Minute
- Electricity Use: 33 Watts (Excludes Lights)
- Airflow Efficiency: 178 Cubic Feet/Minute/Watt
- For EnergyGuide info, see cut sheet at [www.oxygenlighting.com](http://www.oxygenlighting.com)

ITEM #	FINISH	CONTROL	HEIGHT CHART
3-113-XX	-24, -640, -1540	 <p>Remote Control (included)</p>	 <p>FAN HEIGHT Using 4" downrod • Distance of 14" ◦ Distance of 12"</p>




# ENORME 78" CEILING FAN



3-129-15

Visit [www.oxygenlighting.com](http://www.oxygenlighting.com) for more information and products. Oxygen reserves the right to modify designs at any time.





**3-129-23**  
shown with optional LED light kit 3-9-129-23

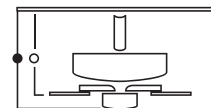
#### Available Finishes

- 15 Black | Black ABS Blades
- 23 Classic Nickel | Classic Nickel ABS Blades

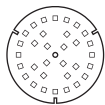


- Lifetime Motor Warranty
- 11.5-Degree Blade Pitch
- 80" Lead Wire
- DC-168NL Motor
- 10" Downrod Included (3/4" diameter)
- 3 optional 96" Stabilizing Cables Included
- 6 Speeds-Reversible with Wall Mounted Pocket Remote (included)
- Airflow: 14400 Cubic Feet/Minute on High Speed
- Electricity Use: 31 Watts (Excludes Lights) on High Speed
- Airflow Efficiency: 465 Cubic Feet/Minute/Watt on High Speed
- SMART by BOND technology allows you to control your fan settings from your mobile device anywhere you go.
- It also allows you to connect your fan to many voice-activated smart home device (not included).
- For EnergyGuide info, see cut sheet at [www.oxygenlighting.com](http://www.oxygenlighting.com)



#### HEIGHT CHART



- FAN HEIGHT
- Distance of 22"
  - Distance of 20.5"

ITEM #	FINISH	LED LIGHT KIT (optional)	CONTROLS
<b>3-129-XX</b>	-15, -23	 <b>3-9-129-XX</b> 20w, 90CRI 2700/3000/4000/5000/6500k, Dimmable CCT LED w/ Matte White Polycarbonate Diffuser, Wet Listed 1896 Initial Lumens @ 3000k	 Pocket Remote (included) 

# ENORME 100" CEILING FAN



**3-130-23**

shown with optional LED light kit 3-9-129-23



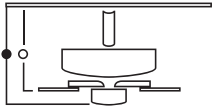
3-130-15

Available Finishes




-  15 Black | Black ABS Blades
-  23 Classic Nickel | Classic Nickel ABS Blades

- Lifetime Motor Warranty
- 11.5-Degree Blade Pitch
- 80" Lead Wire
- DC-168-30NL Motor
- 10" Downrod Included (3/4" diameter)
- 3 optional 96" Stabilizing Cables Included
- 6 Speeds-Reversible with Wall Mounted Pocket Remote (included)
- Airflow: 20563 Cubic Feet/Minute on High Speed
- Electricity Use: 53 Watts (Excludes Lights) on High Speed
- Airflow Efficiency: 388 Cubic Feet/Minute/Watt on High Speed
- SMART by BOND technology allows you to control your fan settings from your mobile device anywhere you go.
- It also allows you to connect your fan to many voice-activated smart home device (not included).

HEIGHT CHART



- FAN HEIGHT
- Distance of 22"
  - Distance of 20.5"

ITEM #	FINISH	LED LIGHT KIT (optional)	CONTROLS
3-130-XX	-15, -23	 <b>3-9-129-XX</b> 20w, 90CRI 2700/3000/4000/5000/6500k, Dimmable CCT LED w/ Matte White Polycarbonate Diffuser, Wet Listed 1896 Initial Lumens @ 3000k	 Pocket Remote (included) 



# FLEET 56" CEILING FAN



3-112-40



3-112-6

shown with optional LED light kit 3-9-108-6

\*provided with aged brass (shown) and white blade hardware



3-112-24



3-112-15

#### Available Finishes

- 6 White | White ABS Blades
- 15 Black | Weathered Gray ABS Blades
- 1515 Black | Black ABS Blades
- 24 Satin Nickel | Silver ABS Blades
- 40 Aged Brass | Matte Black ABS Blades

- Lifetime Motor Warranty
- 13-Degree Blade Pitch
- 80" Lead Wire
- 4" & 6" Downrod (Included)
- DC Motor
- 6 Speeds-Reversible with Remote Control
- Remote Control Included
- Airflow: 7662 Cubic Feet/Minute
- Electricity Use: 30 Watts (Excludes Lights)
- Airflow Efficiency: 248 Cubic Feet/Minute/Watt
- For EnergyGuide info, see cut sheet at [www.oxygenlighting.com](http://www.oxygenlighting.com)



**3-112-1515**  
Black Finish | Black ABS Blades  
\*provided with aged brass (shown) and black blade hardware

#### Optional LED Light Kit

**3-9-108-40**

7.5"(w) x 2.375"(h)  
18w, 120v, 90CRI 3000k Dimmable LED Title 24  
1444 Initial Lumens  
Aged Brass | Matte White Glass Diffuser  
Damp Listed



#### Available Finishes

- 40 Aged Brass | Matte White Glass Diffuser
- 24 Satin Nickel | Matte White Glass Diffuser
- 15 Black | Matte White Glass Diffuser
- 6 White | Matte White Glass Diffuser

#### Optional LED Light Kit


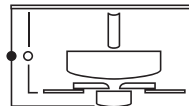
**3-1084-24**

11"(w) x 6"(h)  
18w, 120v, 90CRI 3000k Dimmable LED Title 24  
1508 Initial Lumens  
Satin Nickel | Matte White Glass  
Damp Listed



#### Available Finishes

- 40 Aged Brass | Matte White Glass Diffuser
- 24 Satin Nickel | Matte White Glass Diffuser
- 15 Black | Matte White Glass Diffuser
- 6 White | Matte White Glass Diffuser

ITEM #	FINISH	CONTROL	HEIGHT CHART
3-112-XX	-6, -15, -1515, -24, -40	 Remote Control (included)	 <p>FAN HEIGHT Using 4" downrod</p> <ul style="list-style-type: none"> <li>• Distance of 13"</li> <li>◦ Distance of 11"</li> </ul>

# FLEET 72" CEILING FAN



**3-108-6**

shown with optional LED light kit 3-9-108-40

\*provided with white blades, aged brass (shown) and white hardware





#### Available Finishes

- 6 White | White ABS Blades
- 15 Black | Weathered Gray ABS Blades
- 1515 Black | Black ABS Blades
- 24 Satin Nickel | Silver ABS Blades
- 40 Aged Brass | Matte Black ABS Blades

- Lifetime Motor Warranty
- 13-Degree Blade Pitch
- 80" Lead Wire
- 6" Downrod (Included)
- DC Motor
- 6 Speeds-Reversible with Wall Control
- Remote Control Included
- Airflow: 9280 Cubic Feet/Minute
- Electricity Use: 30 Watts (Excludes Lights)
- Airflow Efficiency: 307 Cubic Feet/Minute/Watt
- For EnergyGuide info, see cut sheet at [www.oxygenlighting.com](http://www.oxygenlighting.com)

#### Optional LED Light Kit 3-9-108-24

7.5"(w) x 2.375"(h)  
18w, 120v, 90CRI 3000k Dimmable LED Title 24  
1444 Initial Lumens  
Satin Nickel | Matte White Glass Diffuser  
Damp Listed



#### Available Finishes

- 40 Aged Brass | Matte White Glass Diffuser
- 24 Satin Nickel | Matte White Glass Diffuser
- 15 Black | Matte White Glass Diffuser
- 6 White | Matte White Glass Diffuser


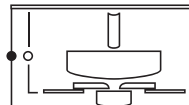
#### Optional LED Light Kit 3-1084-15

11"(w) x 6"(h)  
18w, 120v, 90CRI 3000k Dimmable LED Title 24  
1508 Initial Lumens  
Black | Matte White Glass  
Damp Listed



#### Available Finishes

- 40 Aged Brass | Matte White Glass Diffuser
- 24 Satin Nickel | Matte White Glass Diffuser
- 15 Black | Matte White Glass Diffuser
- 6 White | Matte White Glass Diffuser

ITEM #	FINISH	CONTROL	HEIGHT CHART
3-108-XX	-6, -15, -1515, -24, -40	 Remote Control (included)	 <p>FAN HEIGHT Using 6" downrod</p> <ul style="list-style-type: none"> <li>• Distance of 15"</li> <li>◦ Distance of 13"</li> </ul>

# HALCYON 56" CEILING FAN



3-131-40



3-131-15



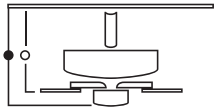
3-131-24

**Available Finishes**


- 15 Black | Walnut Blades
- 24 Satin Nickel | Walnut Blades
- 40 Aged Brass | Black Blades

- Lifetime Motor Warranty
- 14-Degree Blade Pitch
- 80" Lead Wire
- 108mm DC Motor
- 6" Downrod Included (3/4" diameter)
- 6 Speeds-Reversible with Wall Mounted Pocket Remote (included)
- Remote Control Included
- Not Light Kit Adaptable
- Airflow: 5331 Cubic Feet/Minute on High Speed
- Electricity Use: 36 Watts on High Speed
- Airflow Efficiency: 148 Cubic Feet/Minute/Watt on High Speed
- For EnergyGuide info, see cut sheet at [www.oxygenlighting.com](http://www.oxygenlighting.com)

**HEIGHT CHART**



- FAN HEIGHT
- Distance of 13.25"
  - Distance of 13.5"

ITEM #	FINISH	CONTROL
3-131-XX	-15, -24, -40	 Pocket Remote (included)

# HEYDAY 56" CEILING FAN



3-125-40

shown with optional LED light kit (included)





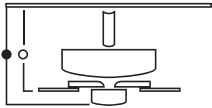
3-125-15

Available Finishes

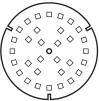


-  15 Black | Colonial Black ABS Blades
-  40 Aged Brass | White ABS Blades

- Lifetime Motor Warranty
- 11-Degree Blade Pitch
- 80" Lead Wire
- DC-15NS Motor
- 6" Downrod Included
- 6 Speeds-Reversible with Wall Control
- Wall Control Included
- Airflow: 5486 Cubic Feet/Minute on High Speed
- Electricity Use: 28 Watts (Excludes Lights) on High Speed
- Airflow Efficiency: 196 Cubic Feet/Minute/Watt on High Speed
- SMART by BOND technology allows you to control your fan settings from your mobile device anywhere you go.
- It also allows you to connect your fan to many voice-activated smart home device (not included).
- Fan provided with optional 20w, 5CCT LED kit
- For EnergyGuide info, see cut sheet at [www.oxygenlighting.com](http://www.oxygenlighting.com)

HEIGHT CHART



- FAN HEIGHT
- Distance of 14.5"
  - Distance of 8.75"


ITEM #	FINISH	OPTIONAL LED LIGHT KIT (included)		CONTROLS	
3-125-XX	-15, -40		20w, 90CRI 2700/3000/4000/5000/6500, Dimmable CCT LED w/ Matte White Polycarbonate Diffuser, Damp Listed		
				Wall Control (included)	

# JUNO 60" CEILING FAN



3-109-40



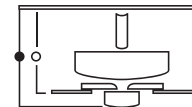


#### Available Finishes

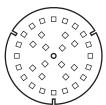


- 6 White | White Blades
- 15 Black | Black | Weathered Gray Blades
- 24 Satin Nickel | Silver | Weathered Gray Blades
- 22 Oiled Bronze | Oiled Bronze | Weathered Oak Blades
- 40 Aged Brass | Black | Weathered Oak Blades

- Lifetime Motor Warranty
- 16-Degree Blade Pitch
- 80" Lead Wire.
- 4" & 6" Downrod (Included)
- 125mm DC Motor
- 6 Speeds-Reversible with Wall Control
- Wall Control Included
- Airflow: 5789 Cubic Feet/Minute
- Electricity Use: 36 Watts (Excludes Lights)
- Airflow Efficiency: 161 Cubic Feet/Minute/Watt
- For EnergyGuide info, see cut sheet at [www.oxygenlighting.com](http://www.oxygenlighting.com)

#### HEIGHT CHART



- FAN HEIGHT**  
Using 4" downrod
- Distance of 15.75"
  - Distance of 13.75"

ITEM #	FINISH	LED LIGHT KIT (optional)	CONTROLS
<b>3-109-XX</b>	-6, -15, -22, -24, -40	 <p><b>3-9-109-XX</b> 7.375"(w) x 3.875"(h) 18w, 3000k, 90CRI Dimmable LED w/ Matte White Glass Diffuser 1443 Initial Lumens</p>	<div style="display: flex; justify-content: space-around; align-items: flex-end;"> <div style="text-align: center;">             Wall Control (included)         </div> <div style="text-align: center;">   <b>3-8-347</b>            Remote Control (optional)         </div> </div>

# MECCA 64" CEILING FAN



3-120-2115



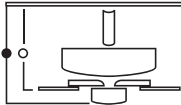




**Available Finishes**

- 6 White | White ABS Blades
- 15 Black | Matte Black ABS Blades
- 2115 Black | Walnut ABS Blades

- Lifetime Motor Warranty
- 16-Degree Blade Pitch
- 80" Lead Wire
- 6" Downrod (Included)
- 120 DC Motor
- 6 Speeds-Reversible with Wall Control
- Not Light Kit Adaptable
- Wall Control Included
- Airflow: 7047 Cubic Feet/Minute
- Electricity Use: 32 Watts (Excludes Lights)
- Airflow Efficiency: 220 Cubic Feet/Minute/Watt
- SMART by BOND technology allows you to control your fan settings from your mobile device anywhere you go.
- It also allows you to connect your fan to many voice-activated smart home device (not included).
- For EnergyGuide info, see cut sheet at [www.oxygenlighting.com](http://www.oxygenlighting.com)

ITEM #	FINISH	CONTROLS		HEIGHT CHART
3-120-XX	-6, -15, -2115			 <div>FAN HEIGHT Using 6" downrod<ul style="list-style-type: none"><li>• Distance of 12.25"</li><li>• Distance of 8.5"</li></ul></div>



# MECCA 72" CEILING FAN






### Available Finishes

- 6 White | White ABS Blades
- 15 Black | Matte Black ABS Blades
- 2115 Black | Walnut ABS Blades

- Lifetime Motor Warranty
- 16-Degree Blade Pitch
- 80" Lead Wire
- 6" Downrod (Included)
- 120 DC Motor
- 6 Speeds-Reversible with Wall Control
- Not Light Kit Adaptable
- Wall Control Included
- Airflow: 7151 Cubic Feet/Minute
- Electricity Use: 27 Watts (Excludes Lights)
- Airflow Efficiency: 264 Cubic Feet/Minute/Watt
- SMART by BOND technology allows you to control your fan settings from your mobile device anywhere you go.
- It also allows you to connect your fan to many voice-activated smart home device (not included).
- For EnergyGuide info, see cut sheet at [www.oxygenlighting.com](http://www.oxygenlighting.com)

ITEM #	FINISH	CONTROLS		HEIGHT CHART
3-121-XX	-6, -15, -2115			 <p>FAN HEIGHT Using 6" downrod</p> <ul style="list-style-type: none"> <li>• Distance of 12.25"</li> <li>◦ Distance of 8.5"</li> </ul>



# METHOD 60" CEILING FAN





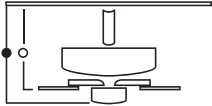
3-126-15

**Available Finish**



15 Black | Black ABS Blades

- Lifetime Motor Warranty
- 11-Degree Blade Pitch
- 80" Lead Wire
- DC-15NS Motor
- 6" Downrod Included
- 6 Speeds-Reversible with Wall Control
- Wall Control Included
- Not Light Kit Adaptable
- Airflow: 5738 Cubic Feet/Minute on High Speed
- Electricity Use: 32 Watts (Excludes Lights) on High Speed
- Airflow Efficiency: 179 Cubic Feet/Minute/Watt on High Speed
- SMART by BOND technology allows you to control your fan settings from your mobile device anywhere you go.
- It also allows you to connect your fan to many voice-activated smart home device (not included).
- For EnergyGuide info, see cut sheet at [www.oxygenlighting.com](http://www.oxygenlighting.com)

**HEIGHT CHART**



FAN HEIGHT  
 ● Distance of 13"  
 ○ Distance of 11"

ITEM #	FINISH	CONTROLS	
3-126-15	-15		
		Wall Control (included)	

# MYRIAD HUGGER 56" CEILING FAN



3-124-40

shown with optional LED light kit 3-9-124-6



**3-124-6**  
shown with optional LED light kit 3-9-124-6



**3-124-15**

### Available Finishes

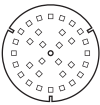


- 6 White | White ABS Blades
- 15 Black | Black ABS Blades
- 40 Aged Brass | Black ABS Blades

- Lifetime Motor Warranty
- 13-Degree Blade Pitch
- 12" Lead Wire
- DC-15NS Motor
- 6 Speeds-Reversible with Wall Control
- Wall Control Included
- Airflow: 5832 Cubic Feet/Minute
- Electricity Use: 35 Watts (Excludes Lights)
- Airflow Efficiency: 167 Cubic Feet/Minute/Watt
- SMART by BOND technology allows you to control your fan settings from your mobile device anywhere you go.
- It also allows you to connect your fan to many voice-activated smart home device (not included).
- For EnergyGuide info, see cut sheet at [www.oxygenlighting.com](http://www.oxygenlighting.com)

### HEIGHT CHART



- FAN HEIGHT
- Distance of 9.5"
  - Distance of 7.25"

ITEM #	FINISH	LED LIGHT KIT (optional)	CONTROLS
<b>3-124-XX</b>	-6, -15, -40	 <p><b>3-9-124-XX</b> 20w, 90CRI 2700/3000/4000/5000/6500, Dimmable LED w/ Matte White Polycarbonate Diffuser, Damp Listed 1501 Initial Lumens @ 3000k</p>	 <p>Wall Control (included)</p> 



# OSLO HUGGER 44" CEILING FAN



**3-128-15**

shown with optional LED light kit 3-9-101

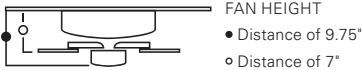


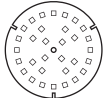


**Available Finishes**

- 6 White | White ABS Blades
- 24 Satin Nickel | Silver ABS Blades
- 15 Black | Black ABS Blades

- Lifetime Motor Warranty
- 14-Degree Blade Pitch
- 12" Lead Wire
- 153x13 AC Motor
- 3 Speeds-Reversible with Wall Control
- Wall Control Included
- Remote Control Adaptable w/ 3-8-1000-0 Remote
- Airflow: 3400 Cubic Feet/Minute on High Speed
- Electricity Use: 53 Watts (Excludes Lights) on High Speed
- Airflow Efficiency: 64 Cubic Feet/Minute/Watt on High Speed
- \*3-8-1000-0 remote features 3 fan speeds, forward/reverse function, light kit on/off/dimmer and timer that will turn off the fan after 2, 4 or 8 hours.
- For EnergyGuide info, see cut sheet at [www.oxygenlighting.com](http://www.oxygenlighting.com)

**HEIGHT CHART**



ITEM #	FINISH	LED LIGHT KIT (optional)	CONTROLS
3-128-XX	-6, -15, -24	 <p><b>3-9-101</b> 24w, 90CRI 3000k, Dimmable LED w/ Matte White Glass Diffuser, Damp Listed 1767 Initial Lumens</p>	<div style="display: flex; justify-content: space-around; align-items: flex-end;"> <div style="text-align: center;">  <p>Wall Control (included)</p> </div> <div style="text-align: center;">  <p><b>3-8-1000-0*</b> Remote Control (optional)</p> </div> </div>

# OSLO 52" CEILING FAN



**3-101-15**

shown with optional LED light kit 3-9-101

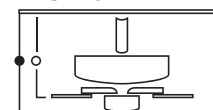


#### Available Finishes

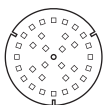


- 6 White | White ABS Blades
- 15 Black | Black ABS Blades
- 20 Polished Nickel | Silver ABS Blades
- 22 Oiled Bronze | Oiled Bronze ABS Blades
- 24 Satin Nickel | Silver ABS Blades
- 40 Aged Brass | Black ABS Blades

- Lifetime Motor Warranty
- 14-Degree Blade Pitch
- 80" Lead Wire
- 4" & 6" Downrods (Included)
- 153x18 AC Motor
- 3 Speeds-Reversible with Manual Reverse Switch
- Wall Control Included
- Remote Control Adaptable w/ 3-8-1000-0 Remote
- Airflow: 4990 Cubic Feet/Minute
- Electricity Use: 64 Watts (Excludes Lights)
- Airflow Efficiency: 77 Cubic Feet/Minute/Watt
- \*3-8-1000-0 remote features 3 fan speeds, forward/reverse function, light kit on/off/dimmer and timer that will turn off the fan after 2, 4 or 8 hours.
- For EnergyGuide info, see cut sheet at [www.oxygenlighting.com](http://www.oxygenlighting.com)

#### HEIGHT CHART



FAN HEIGHT  
Using 4" downrod  
● Distance of 14.5"  
○ Distance of 11.5"

ITEM #	FINISH	LED LIGHT KIT (optional)	CONTROLS
<b>3-101-XX</b>	-6, -15, -20 -22, -24, -40	 <b>3-9-101</b> 24w, 3000k, 90CRI, Dimmable LED w/ Matte White Glass Diffuser, Damp Listed 1767 Initial Lumens	<div>            Wall Control (included)         </div> <div>  <b>3-8-1000-0*</b> Remote Control (optional)         </div>



# OSLO HUGGER 52" CEILING FAN



3-102-15



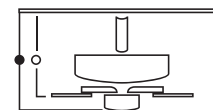


#### Available Finishes

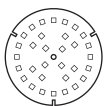


- 6 White | White ABS Blades
- 15 Black | Black ABS Blades
- 24 Satin Nickel | Silver ABS Blades
- 22 Oiled Bronze | Oiled Bronze ABS Blades
- 40 Aged Brass | Black ABS Blades

- Lifetime Motor Warranty
- 14-Degree Blade Pitch
- 22" Lead Wire
- 153x18 AC Motor
- 3 Speeds-Reversible with Manual Reverse Switch
- Wall Control Included
- Remote Control Adaptable w/ 3-8-1000-0 Remote
- Airflow: 3664 Cubic Feet/Minute
- Electricity Use: 64 Watts (Excludes Lights)
- Airflow Efficiency: 57 Cubic Feet/Minute/Watt
- \*3-8-1000-0 remote features 3 fan speeds, forward/reverse function, light kit on/off/dimmer and timer that will turn off the fan after 2, 4 or 8 hours.
- For EnergyGuide info, see cut sheet at [www.oxygenlighting.com](http://www.oxygenlighting.com)


#### HEIGHT CHART



- FAN HEIGHT**
- Distance of 10.25"
  - Distance of 7"

ITEM #	FINISH	LED LIGHT KIT (optional)	CONTROLS
<b>3-102-XX</b>	-6, -15, -22, -24, -40	 <p><b>3-9-101</b> 24w, 3000k, 90CRI, Dimmable LED w/ Matte White Glass Diffuser, Damp Listed 1767 Initial Lumens</p>	<div>  <p>Wall Control (included)</p> </div> <div>  <p><b>3-8-1000-0*</b> Remote Control (optional)</p> </div>

# PROVINCE 56" CEILING FAN







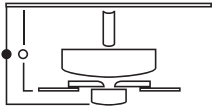
3-122-640

**Available Finishes**

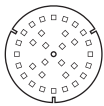


- 15 Black | Matte Black ABS Blades
- 640 Aged Brass | White ABS Blades
- 1540 Aged Brass | Matte Black ABS Blades

- Lifetime Motor Warranty
- 16-Degree Blade Pitch
- 80" Lead Wire
- 6" Downrod (Included)
- 120 DC Motor
- 6 Speeds-Reversible with Wall Control
- Wall Control Included
- Airflow: 5697 Cubic Feet/Minute
- Electricity Use: 30 Watts (Excludes Lights)
- Airflow Efficiency: 189 Cubic Feet/Minute/Watt
- SMART by BOND technology allows you to control your fan settings from your mobile device anywhere you go.
- It also allows you to connect your fan to many voice-activated smart home device (not included).
- For EnergyGuide info, see cut sheet at [www.oxygenlighting.com](http://www.oxygenlighting.com)

**HEIGHT CHART**



FAN HEIGHT  
Using 6" downrod  
● Distance of 13.75"  
○ Distance of 9.5"

ITEM #	FINISH	LED LIGHT KIT (optional)	CONTROLS
3-122-XX	-15, -640, -1540	 <b>3-9-122</b> 15w, 3000k, 90CRI, Dimmable LED w/ Matte White Polycarbonate Diffuser, Damp Listed 1318 Initial Lumens	 Wall Control (included) 



# RIDLEY 58" CEILING FAN





3-123-640



3-123-1540  
shown with optional LED light kit 3-9-123



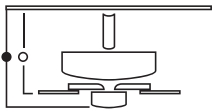
3-123-15

**Available Finishes**




- 15 Black | Matte Black ABS Blades
- 640 Aged Brass | White ABS Blades
- 1540 Aged Brass | Matte Black ABS Blades

- Lifetime Motor Warranty
- 16-Degree Blade Pitch
- 80" Lead Wire
- 6" Downrod (Included)
- 120 DC Motor
- 6 Speeds-Reversible with Wall Control
- Wall Control Included
- Airflow: 6386 Cubic Feet/Minute
- Electricity Use: 34 Watts (Excludes Lights)
- Airflow Efficiency: 187 Cubic Feet/Minute/Watt
- SMART by BOND technology allows you to control your fan settings from your mobile device anywhere you go.
- It also allows you to connect your fan to many voice-activated smart home device (not included).
- For EnergyGuide info, see cut sheet at [www.oxygenlighting.com](http://www.oxygenlighting.com)

**HEIGHT CHART**




- FAN HEIGHT
- Distance of 13.25"
  - Distance of 7.5"

ITEM #	FINISH	LED LIGHT KIT (optional)	CONTROLS
3-123-XX	-15, -640, -1540	 <p><b>3-9-123</b> 15w, 3000k, 90CRI, Dimmable LED w/ Matte White Polycarbonate Diffuser, Damp Listed 1318 Initial Lumens</p>	 <p>Wall Control (included)</p> 

# RONDURE 54" CEILING FAN





**Available Finishes**

- 6 White | White ABS Blades
- 15 Black | Matte Black ABS Blades
- 24 Satin Nickel | Silver ABS Blades

- Lifetime Motor Warranty
- 16-Degree Blade Pitch
- 80" Lead Wire
- 4" & 6" downrods (Included)
- Not Light Kit Adaptable
- 125mm DC Motor
- 6 Speeds-Reversible with Wall Control
- Wall Control Included
- Not Remote Control Adaptable
- Airflow: 6665 Cubic Feet/Minute
- Electricity Use: 32 Watts (Excluded Lights)
- Airflow Efficiency: 208 Cubic Feet/Minute/Watt
- For EnergyGuide info, see cut sheet at [www.oxygenlighting.com](http://www.oxygenlighting.com)

ITEM #	FINISH	CONTROLS
3-114-XX	-6, -15, -24	<div style="display: flex; align-items: center; gap: 20px;"> <div style="text-align: center;">  <p>Wall Control (included)</p> </div> <div style="text-align: center;">  <p><b>3-8-2001-0</b> Remote Control (optional)</p> </div> <div style="text-align: center;"> <p><b>HEIGHT CHART</b></p>  <p>FAN HEIGHT Using 4" downrod</p> <ul style="list-style-type: none"> <li>• Distance of 12.25"</li> <li>◦ Distance of 10.25"</li> </ul> </div> </div>



# SAMARAN 60" CEILING FAN



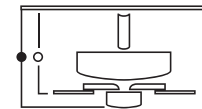


#### Available Finishes

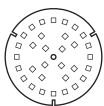



- 6 White | White ABS Blades
- 15 Black | Black ABS Blades
- 40 Aged Brass | Clear PC Blades
- 4015 Aged Brass | Black ABS Blades

- Lifetime Motor Warranty
- 21-Degree Blade Pitch
- 80" Lead Wire
- 6" Downrod (Included)
- DC-30NC Motor
- 6 Speeds-Reversible with Wall Control
- Wall Control Included
- Airflow: 5697 Cubic Feet/Minute
- Electricity Use: 30 Watts (Excluded Lights)
- Airflow Efficiency: 189 Cubic Feet/Minute/Watt
- SMART by BOND technology allows you to control your fan settings from your mobile device anywhere you go.
- It also allows you to connect your fan to many voice-activated smart home device (not included).
- For EnergyGuide info, see cut sheet at [www.oxygenlighting.com](http://www.oxygenlighting.com)

#### HEIGHT CHART



- FAN HEIGHT
- Using 6" downrod
- Distance of 14"
  - Distance of 6.75"

ITEM #	FINISH	LED LIGHT KIT (optional)	CONTROLS
3-116-XX	-6, -15, -40, -4015	 <p><b>3-9-116</b> 18w, 3000k, 90CRI, Dimmable LED w/ White Polycarbonate Diffuser 1638 Initial Lumens</p>	 <p>Wall Control (included)</p>  <p><b>3-8-2001-0</b> Remote Control (optional)</p> 

# SOL 52" CEILING FAN



3-104-15

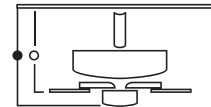


#### Available Finishes

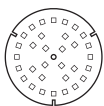


- 15 Black | Black ABS Blades
- 22 Oiled Bronze | Oiled Bronze ABS Blades
- 24 Satin Nickel | Silver ABS Blades

- Lifetime Motor Warranty
- 15-Degree Blade Pitch
- 80" Lead Wire
- 4.5" Downrod (Included)
- 120mm DC Motor
- 6 Speeds-Reversible with Wall Control
- Wall Control Included
- Airflow: 4644 Cubic Feet/Minute
- Electricity Use: 23 Watts (Excludes Lights)
- Airflow Efficiency: 202 Cubic Feet/Minute/Watt
- For EnergyGuide info, see cut sheet at [www.oxygenlighting.com](http://www.oxygenlighting.com)

#### HEIGHT CHART



- FAN HEIGHT  
Using 4.5" downrod
- Distance of 11.5"
  - Distance of 8"

ITEM #	FINISH	LED LIGHT KIT (optional)	CONTROLS
<b>3-104-XX</b>	-15, -22, -24	 <p><b>3-9-102</b> 15w, 3000k, 90CRI, Dimmable LED w/ Matte White Polycarbonate Diffuser 1083 Initial Lumens</p>	<div style="display: flex; justify-content: space-around; align-items: flex-start;"> <div style="text-align: center;">  <p>Wall Control (included)</p> </div> <div style="text-align: center;">  <p><b>3-8-3000</b> Remote Control (optional)</p> </div> </div>



# SOLIS 56" CEILING FAN



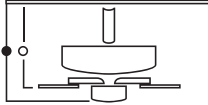




**Available Finishes**

- 6 White | White ABS Blades
- 15 Black | Matte Black ABS Blades
- 24 Satin Nickel | Silver ABS Blades

- Lifetime Motor Warranty
- 16-Degree Blade Pitch
- 80" Lead Wire
- 4" & 6" Downrods (Included)
- Not Light Kit Adaptable
- 188x18 Motor
- 4 Speeds-Reversible with Manual Reverse Switch
- Wall Control Included
- Airflow: 6192 Cubic Feet/Minute
- Electricity Use: 51 Watts (Excludes Lights)
- Airflow Efficiency: 121 Cubic Feet/Minute/Watt
- For EnergyGuide info, see cut sheet at [www.oxygenlighting.com](http://www.oxygenlighting.com)

ITEM #	FINISH	CONTROLS		HEIGHT CHART
3-107-XX	-6, -15, -24	 <p>Wall Control (included)</p>	 <p><b>3-8-4000</b> Remote Control (optional)</p>	 <p>FAN HEIGHT Using 4.5" downrod</p> <ul style="list-style-type: none"> <li>● Distance of 11.5"</li> <li>○ Distance of 11"</li> </ul>

# STRATO 60" CEILING FAN



3-117-415






3-117-115



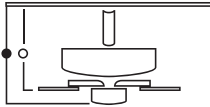
3-117-406

**Available Finishes**

-  115 Gloss Black | Matte Black Blades
-  406 Aged Brass | White Blades
-  415 Aged Brass | Matte Black Blades

- Lifetime Motor Warranty
- 20-Degree Blade Pitch
- 80" Lead Wire
- 6" Downrod (Included)
- Not Light Kit Adaptable
- DC-15NS Motor
- 6 Speeds-Reversible with Wall Control
- Wall Control Included
- Airflow: 7281 Cubic Feet/Minute
- Electricity Use: 31 Watts (Excludes Lights)
- Airflow Efficiency: 234 Cubic Feet/Minute/Watt
- SMART by BOND technology allows you to control your fan settings from your mobile device anywhere you go.
- It also allows you to connect your fan to many voice-activated smart home device (not included).
- For EnergyGuide info, see cut sheet at [www.oxygenlighting.com](http://www.oxygenlighting.com)

**HEIGHT CHART**



FAN HEIGHT  
Using 6" downrod  
● Distance of 16"  
○ Distance of 14.25"

ITEM #	FINISH	CONTROLS		
3-117-XX	-115, -406, -415	 Wall Control (included)	 3-8-2001-0 Remote Control (optional)	



# TEMPLE 56" CEILING FAN





3-115-15



3-115-640



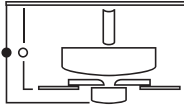
3-115-24

**Available Finishes**

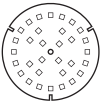


- 15 Black | Matte Black ABS Blades
- 24 Satin Nickel | Weathered Gray ABS Blades
- 640 White/Aged Brass | White ABS Blades

- Lifetime Motor Warranty
- 16-Degree Blade Pitch
- 80" Lead Wire
- 24w LED Kit Included
- 125mm DC Motor
- 6 Speeds-Reversible with Wall Control
- Wall Control Included
- Not Remote Control Adaptable
- Airflow: 6339 Cubic Feet/Minute
- Electricity Use: 31 Watts (Excluded Lights)
- Airflow Efficiency: 204 Cubic Feet/Minute/Watt
- For EnergyGuide info, see cut sheet at [www.oxygenlighting.com](http://www.oxygenlighting.com)

**HEIGHT CHART**



- FAN HEIGHT**  
Using 4.5" downrod
- Distance of 13"
  - Distance of 9.5"

ITEM #	FINISH	LED LIGHT KIT (optional)	CONTROLS
3-115-XX	-15, -24, -640	 <p><b>3-9-110-XX</b> 24w, 3000k, 90CRI, Dimmable LED w/ Matte White Glass Diffuser, Damp Listed 1950 Initial Lumens</p>	<div style="display: flex; justify-content: space-around; align-items: flex-end;"> <div style="text-align: center;">  <p>Wall Control (included)</p> </div> <div style="text-align: center;">  <p><b>3-8-2001-0</b> Remote Control (optional)</p> </div> </div>



# XEGA 60" CEILING FAN



3-127-15

shown with optional LED light kit (included)

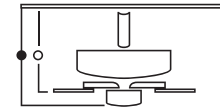


#### Available Finishes

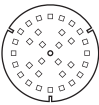


- 15 Black | Black ABS Blades
- 40 Aged Brass | Black ABS Blades

- Lifetime Motor Warranty
- 16-Degree Blade Pitch
- 80" Lead Wire
- DC-15NS Motor
- 6" Downrod Included
- 6 Speeds-Reversible with Wall Control
- Wall Control Included
- Airflow: 6354 Cubic Feet/Minute on High Speed
- Electricity Use: 35 Watts (Excludes Lights) on High Speed
- Airflow Efficiency: 182 Cubic Feet/Minute/Watt on High Speed
- SMART by BOND technology allows you to control your fan settings from your mobile device anywhere you go.
- It also allows you to connect your fan to many voice-activated smart home device (not included).
- For EnergyGuide info, see cut sheet at [www.oxygenlighting.com](http://www.oxygenlighting.com)

#### HEIGHT CHART



- FAN HEIGHT
- Distance of 15"
  - Distance of 9.75"

ITEM #	FINISH	OPTIONAL LED LIGHT KIT (included)	CONTROLS
3-127-XX	-15, -40	 <p>20w, 90CRI 2700/3000/4000/5000/6500, Dimmable CCT LED w/ Matte White Polycarbonate Diffuser, Damp Listed 1510 Initial Lumens @ 3000k</p>	 <p>Wall Control (included)</p> 






# **LIGHTING FAMILIES**



# ALARUM





**3-6097-15**

#### Available Finish

■ 15 Black | K9 Crystal Diffuser

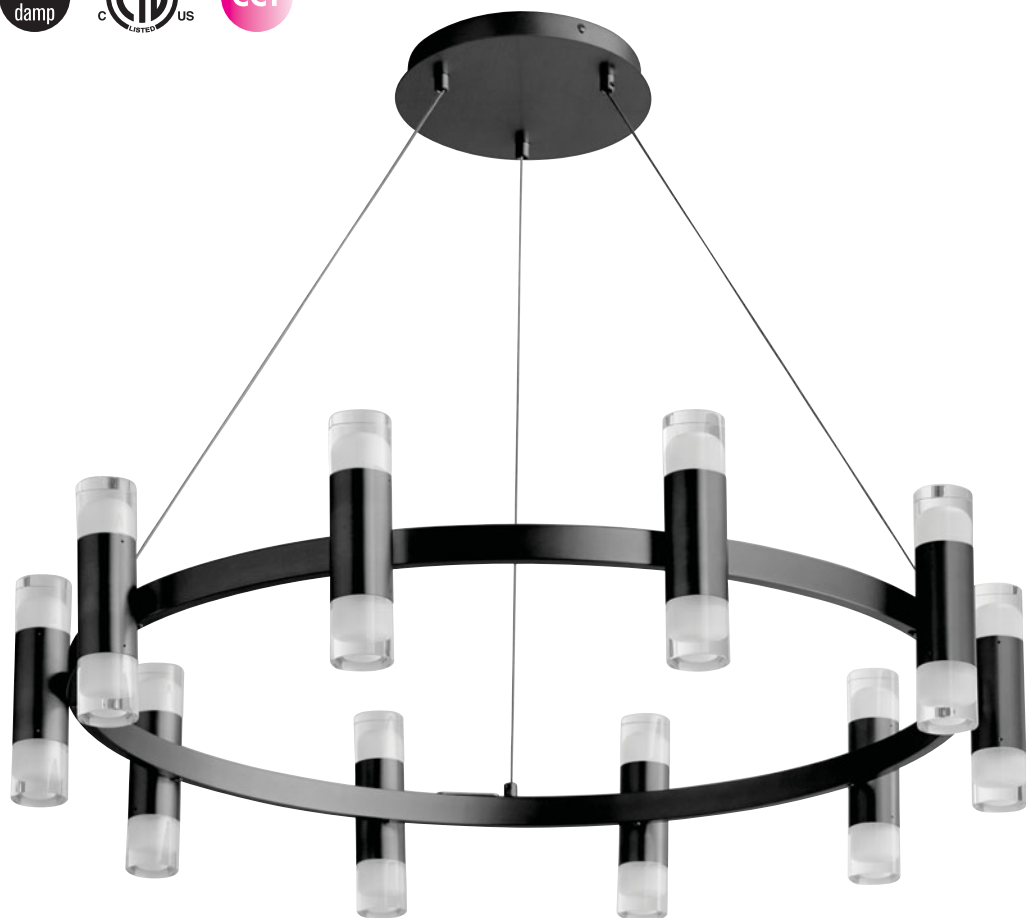
- \*Height measured not including stem or ceiling canopy
- Fixture supplied with 2-8", 2-12" and 3-16" stems to customize hanging height
- Canopy swivel allows for mounting on sloped ceilings - up to 45-degrees
- Unit mounts to 4" octagonal junction box
- Driver mounts inside ceiling canopy
- Color temperature selector switch housed inside canopy



ITEM #	FINISH	DIMENSIONS	LAMPING	DRIVER
<b>3-6097-15</b>	-15	30"(w) x 19"(h)*	12 x 3.25w, 90CRI 3000/3500/4000k CCT LED 5400 Initial Lumen @ 3000k	120V/277V Triac dimming 10-100%



# ALARUM



3-6095-15



3-6094-15

**Available Finishes**

- 15 Black | K9 Crystal Diffuser

\*Height measured not including stems, cables or ceiling canopy  
-3-6095-15 supplied with 10' of cable to customize hanging height  
-3-6094-15 supplied with 2-8", 2-12" and 3-16" stems to customize hanging height  
-Units mount to 4" octagonal junction box  
-Drivers mount inside ceiling canopy  
-Color temperature selector switch housed inside canopy

ITEM #	FINISH	DIMENSIONS	LAMPING	DRIVER
3-6094-15	-15	6.25"(w) x 12.25"(h)	4 x 3w, 90CRI 3000/3500/4000k CCT LED 1800 Initial Lumens @ 3000k	120/277V 0-10V/Phase dimming
3-6095-15	-15	36"(w) x 8"(h)	20 x 2.9w, 90CRI 3000/3500/4000k CCT LED 9000 Initial Lumens @ 3000k	120/277V 0-10V/Phase dimming



**3-6195-15**



**3-6194-15**

#### Available Finishes

■ 15 Black | K9 Crystal Diffuser

- \*Height measured not including cables or ceiling canopy
- Fixture supplied with 10' of cable to customize hanging height
- Units mount to 4" octagonal junction box
- Drivers mount inside ceiling canopy
- Color temperature selector switch housed inside canopy

ITEM #	FINISH	DIMENSIONS	LAMPING	DRIVER
<b>3-6195-15</b>	-15	2"(w) x 12"(h)	1 x 4w, 90CRI 3000/3500/4000k CCT LED 450 Initial Lumens @ 3000k	120/277V 0-10V/Phase dimming
<b>3-6194-15</b>	-15	7.5"(w) x 12"(h)	5 x 4w, 90CRI 3000/3500/4000k CCT LED 2250 Initial Lumens @ 3000k	120/277V 0-10V/Phase dimming

# ALARUM



3-597-15



3-596-15

## Available Finishes

- 15 Black | K9 Crystal Diffuser
- 24 Satin Nickel | K9 Crystal Diffuser

- Unit mounts to deep 4" octagonal junction box
- Approved for wall mount application only
- Approved for vertical or horizontal mounting

3-597-24



ITEM #	FINISH	DIMENSIONS	LAMPING	DRIVER
<b>3-596-XX</b> 14" vanity	-15, -24	14"(w) x 8"(h) x 4"(ext)	6 x 3.25w, 90CRI 3000k LED 3600 Initial Lumens	120V Triac dimming
<b>3-597-XX</b> 21" vanity	-15, -24	21"(w) x 8"(h) x 4"(ext)	8 x 3.5w, 90CRI 3000k LED 2700 Initial Lumens	120V Triac dimming



3-594-15



3-595-24

#### Available Finishes

- 15 Black | K9 Crystal Diffuser
- 24 Satin Nickel | K9 Crystal Diffuser

- Unit mounts to deep 4" octagonal junction box
- Approved for wall mount applications only
- Unit requires 2.5" deep junction box



ITEM #	FINISH	DIMENSIONS	LAMPING	DRIVER
<b>3-594-XX</b> small	-15, -24	5.5"(w) x 8"(h) x 4"(ext)	2 x 4w, 90CRI 3000k LED 900 Initial Lumens	120V Triac dimming
<b>3-595-XX</b> large	-15, -24	8"(w) x 8"(h) x 4"(ext)	4 x 3.5w, 90CRI 3000k LED 1800 Initial Lumens	120V Triac dimming



# BONZO



3-28-1540

### Available Finish

1540 Black/Aged Brass | Satin Opal Glass Diffuser

- \*Height measured not including stem or ceiling canopy
- Fixture supplied with 2-8", 2-12" and 3-16" stems to customize hanging height
- Canopy swivel allows for mounting on sloped ceilings - up to 45-degrees
- Unit mounts to 4" octagonal junction box
- Driver mounts inside ceiling canopy

ITEM #	FINISH	DIMENSIONS	LAMPING	DRIVER
3-28-1540	-1540	31.5"(w) x 21.75"(h)*	8 x 3.9w, 90CRI 3000k LED 4000 Initial Lumens	120V Triac dimming

# NEBULA



**3-680-24**



**3-681-15**

## Available Finishes

- 15 Black | Matte Opal Glass Diffuser
- 24 Satin Nickel | Matte Opal Glass Diffuser
- 40 Aged Brass | Matte Opal Glass Diffuser

- \*Height measured not including stem or ceiling canopy
- Fixture supplied with 2-8", 2-12" and 3-16" stems to customize hanging height
- Canopy swivel allows for mounting on sloped ceilings - up to 20-degrees
- Unit mounts to 4" octagonal junction box
- LED driver on board

ITEM #	FINISH	DIMENSIONS	LAMPING	DRIVER
<b>3-680-24</b> small	-24	19.375"(w) x 16.75"(h)*	5 x 6w, 90CRI 3000k LED 3000 Initial Lumens	120V Triac dimming
<b>3-681-XX</b> large	-15, -24, -40	24.5"(w) x 21.75"(h)*	5 x 6w, 90CRI 3000k LED 3000 Initial Lumens	120V Triac dimming

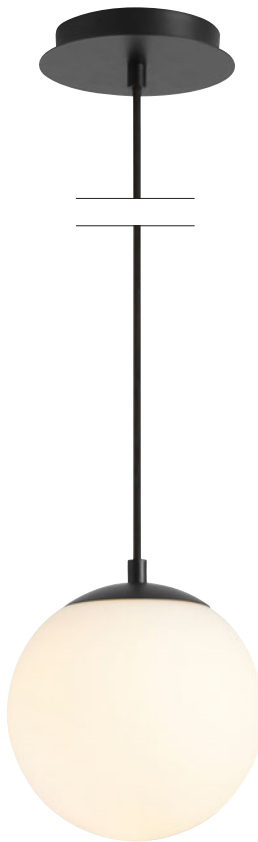
# LUNA



3-673-24



3-671-20



3-671-15

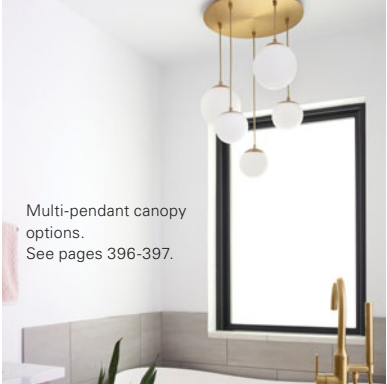


3-670-22

### Available Finishes

- 15 Black | Matte Opal Glass Diffuser
- 20 Polished Nickel | Matte Opal Glass Diffuser
- 22 Oiled Bronze | Matte Opal Glass Diffuser
- 24 Satin Nickel | Matte Opal Glass Diffuser
- 40 Aged Brass | Matte Opal Glass Diffuser

\*Height measured not including adjustable cord or ceiling canopy  
-Fixture supplied with 10' black fabric covered cord  
-Unit mounts to 4" octagonal junction box  
or deep 4"x4" square junction box w/ single device mud ring  
-Unit requires 2.5" deep junction box  
-Driver mounts inside junction box  
-2700k, 3500k, 4000k color temperatures also available, contact oxygen for details



Multi-pendant canopy options.  
See pages 396-397.

ITEM #	FINISH	DIMENSIONS	LAMPING	DRIVER
3-670-XX	-15, -20, -22	6"(w) x 8.25"(h)*	1 x 5.1w, 90CRI 3000k LED 742 Initial Lumens	120/277V 0-10V/Phase dimming
3-671-XX	-15, -20, -22	8"(w) x 9.5"(h)*	1 x 5.1w, 90CRI 3000k LED 742 Initial Lumens	120/277V 0-10V/Phase dimming
3-672-XX	-15, -20, -22, -24, -40	10"(w) x 13"(h)*	1 x 8.2w, 90CRI 3000k LED 1385 Initial Lumens	120/277V 0-10V/Phase dimming
3-673-XX	-15, -20, -24, -40	12"(w) x 13.75"(h)*	1 x 8.2w, 90CRI 3000k LED 1385 Initial Lumens	120/277V 0-10V/Phase dimming

# TERRA



3-691-24



3-691-15



3-690-40

## Available Finishes

-  15 Black | Matte Opal Glass Diffuser
-  24 Satin Nickel | Matte Opal Glass Diffuser
-  40 Aged Brass | Matte Opal Glass Diffuser

- \*Height measured not including stem or ceiling canopy
- Fixture supplied with 2-8", 2-12" and 3-16" stems to customize hanging height
  - Canopy swivel allows for mounting on sloped ceilings - up to 20-degrees
  - Unit mounts to 4" octagonal junction box
  - LED driver on board

ITEM #	FINISH	DIMENSIONS	LAMPING	DRIVER
<b>3-690-XX</b> small	-15, -24, -40	10"(w) x 11.625"(h)*	1 x 11w, 90CRI 3000k LED 1200 Initial Lumens	120V Triac dimming
<b>3-691-XX</b> large	-15, -24	12"(w) x 14"(h)*	1 x 11w, 90CRI 3000k LED 1200 Initial Lumens	120V Triac dimming



# MONDO





**3-6902-24**



**3-6901-24**



**3-6900-24**

#### Available Finishes

- 15 Black | Matte Opal Glass Diffuser
- 24 Satin Nickel | Matte Opal Glass Diffuser
- 40 Aged Brass | Matte Opal Glass Diffuser

- \*Height measured not including stem or ceiling canopy
- Fixture supplied with 2-8", 2-12" and 3-16" stems to customize hanging height
- Canopy swivel allows for mounting on sloped ceilings - up to 20-degrees
- Unit mounts to 4" octagonal junction box
- Unit requires 2.5" deep junction box
- Driver mounts inside junction box
- 2700k, 3500k, 4000k color temperatures also available, contact oxygen for details

ITEM #	FINISH	DIMENSIONS	LAMPING	DRIVER
<b>3-6900-24</b> 6" small	-24	6"(w) x 8"(h)*	1 x 6.1w, 90CRI 3000k LED 742 Initial Lumens	120/277V Triac and ELV 0-10 dimming
<b>3-6901-24</b> 8" small	-24	8"(w) x 10"(h)*	1 x 6.1w, 90CRI 3000k LED 742 Initial Lumens	120/277V Triac and ELV 0-10 dimming
<b>3-6902-24</b> 10" large	-24	10"(w) x 12"(h)*	1 x 10.1w, 90CRI 3000k LED 1385 Initial Lumens	120/277V Triac and ELV 0-10 dimming
<b>3-6903-XX</b> 12" large	-15, -24, -40	12"(w) x 14"(h)*	1 x 10.1w, 90CRI 3000k LED 1385 Initial Lumens	120/277V Triac and ELV 0-10 dimming

LUCCI



3-20-650



3-21-1550

Available Finishes

- 650 White/Industrial Brass | White Acrylic Diffuser
- 1550 Black/Industrial Brass | White Acrylic Diffuser

\*Height measured not including fabric cord or ceiling canopy  
-Fixture supplied with 10' adjustable cord to customize hanging height  
-Unit mounts to 4" octagonal junction box  
-Driver mounts inside ceiling canopy

ITEM #	FINISH	DIMENSIONS	LAMPING	DRIVER
3-20-XXXX 16" pendant	-650, -1550	15.75"(w) x 8"(h)*	1 x 18w, 90CRI 3000k LED 1260 Initial Lumens	120V Triac dimming
3-21-XXXX 23" pendant	-650, -1550	23.625"(w) x 11.875"(h)*	1 x 42w, 90CRI 3000k LED 2940 Initial Lumens	120V Triac dimming



**3-206-650**



**3-216-650**

#### Available Finishes

- 650 White/Industrial Brass | White Acrylic Diffuser
- 1550 Black/Industrial Brass | White Acrylic Diffuser

- Units mount to 4" octagonal junction box
- Approved for wall or ceiling mount applications
- Driver mounts inside canopy
- Color temperature selector switch housed inside fixture

ITEM #	FINISH	DIMENSIONS	LAMPING	DRIVER
<b>3-206-XXXX</b> 18" ceiling mount	-650, -1550	18"(w) x 5.75"(h)	1 x 18w, 90CRI 2700/3000/4000/5000/6500k CCT LED 1260 Initial Lumens @ 3000k	100/277V Triac 0-10V dimming
<b>3-216-XXXX</b> 25" ceiling mount	-650, -1550	25"(w) x 7"(h)	1 x 36w, 90CRI 2700/3000/4000/5000/6500k CCT LED 2940 Initial Lumens @ 3000k	100/277V Triac 0-10V dimming




# BONGO





3-679-40



3-679-15



3-679-6

Available Finishes

- 6 White | Matte White Glass Diffuser
- 15 Black | Matte White Glass Diffuser
- 40 Aged Brass | Matte White Glass Diffuser

- Units mount to 4" octagonal junction box
- Approved for wall or ceiling mount applications
- Driver mounts inside canopy
- Color temperature selector switch housed inside fixture

ITEM #	FINISH	DIMENSIONS	LAMPING	DRIVER
3-679-XX	-6, -15, -40	19.75"(w) x 4"(h)	1 x 24w, 90CRI 3000/3500/4000k CCT LED 2529 Initial Lumens @ 3000k	120/277V 0-10V dimming

# IOTA



3-554-1524



3-554-1540

Available Finishes

- 1524 Black/Satin Nickel | Matte White Acrylic Diffuser
- 1540 Black/Aged Brass | Matte White Acrylic Diffuser

-Unit mounts to deep 4" octagonal junction box

ITEM #	FINISH	DIMENSIONS	LAMPING	DRIVER
3-554-XXXX	-1524, -1540	5"(w) x 8"(h) x 5.75"(ext)	1 x 4.5w, 90CRI 3000k LED 620 Initial Lumens	120V Triac dimming







# FAVO





**3-80-56**

#### Available Finish

 56 Brushed Brass | Satin Opal Glass Diffuser

- \*Height measured not including stem or ceiling canopy
- Fixture supplied with 2-8", 2-12" and 3-16" stems to customize hanging height
- Canopy swivel allows for mounting on sloped ceilings - up to 45-degrees
- Unit mounts to 4" octagonal junction box
- Driver mounts inside ceiling canopy
- Color temperature selector switch housed inside canopy



ITEM #	FINISH	DIMENSIONS	LAMPING	DRIVER
<b>3-80-56</b>	-56	13.5"(w) x 12"(h)	6 x 16w, 90CRI 2700/3000/4000/5000/6500k CCT LED 1520 Initial Lumens @ 3000k	120-277V Triac dimming
<b>3-81-56</b>	-56	13.5"(w) x 24"(h)	8 x 30w, 90CRI 2700/3000/4000/5000/6500k CCT LED 2750 Initial Lumens @ 3000k	120-277V Triac dimming

# PIVOT



3-407-40



#### Available Finishes

- 40 Aged Brass | Matte White Acrylic Diffuser
- 640 White/Aged Brass | Matte White Acrylic Diffuser
- 1540 Black/Aged Brass | Matte White Acrylic Diffuser

\*Height measured not including stem or ceiling canopy

-3-407-XX fixture with 2-8", 2-12" and 3-16" stems to customize hanging height

-3-408-XX fixture with 4-8", 4-12" and 6-16" stems to customize hanging height

-Canopy swivel allows for mounting on sloped ceilings - up to 45-degrees

-Unit mounts to 4" octagonal junction box

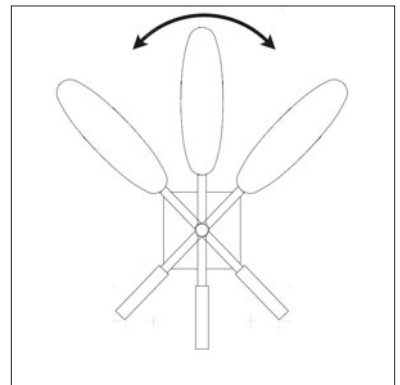
-Driver mounts inside ceiling canopy

-Color temperature selector switch housed inside canopy

ITEM #	FINISH	DIMENSIONS	LAMPING	DRIVER
<b>3-407-XX</b>	-40, -640, -1540	55"(w) x 7"(h)*	4 x 7w, 90CRI 3000/3500/4000k CCT LED 1730 Initial Lumens @ 3000k	120V/277V Triac dimming 10-100%
<b>3-408-XX</b>	-40, -640, -1540	55"(l) x 4"(w) x 3.5"(h)*	1 x 32w, 90CRI 3000/3500/4000k CCT LED 1730 Initial Lumens @ 3000k	120V/277V Triac dimming 10-100%



# PIVOT



**3-405-XX** swivels 90° left or right






**3-405-1540**

3-406-640



3-406-1540

#### Available Finishes

-  40 Aged Brass | Matte White Acrylic Diffuser
-  640 White/Aged Brass | Matte White Acrylic Diffuser
-  1540 Black/Aged Brass | Matte White Acrylic Diffuser

- Installs on 4" octagonal junction box
- 3-405-XX swivels 90° left or right
- 3-406-XX shade swivels 20° up or 20° down
- Approved for vertical or horizontal mounting
- Approved for wall mount application only
- Color temperature selector switch housed inside backplate

ITEM #	FINISH	DIMENSIONS	LAMPING	BALLAST/DRIVER
3-405-XX	-40, -640, -1540	5.75" (w) x 24" (h) x 3.125" (ext)	1 x 7.5w, 90CRI 3000/3500/4000k CCT LED 750 Initial Lumens @ 3000k	120V/277V Triac dimming 10-100%
3-406-XX	-40, -640, -1540	23" (w) x 5.75" (h) x 6.5" (ext)	1 x 16w, 90CRI 3000/3500/4000k CCT LED 1410 Initial Lumens @ 3000k	120V/277V Triac dimming 10-100%

# AXIOM



3-6051-15

Visit [www.oxygenlighting.com](http://www.oxygenlighting.com) for technical cut sheets. Oxygen reserves the right to modify designs at any time.



3-6050-15



3-6051-40

#### Available Finishes

- 15 Black | Clear Sculptured Ice Acrylic Diffuser
- 40 Aged Brass | Clear Sculptured Ice Acrylic Diffuser

- \*Height measured not including cables or ceiling canopy
- Fixture supplied with 10' adjustable cable per lamp to customize hanging height
- Unit mounts to 4" octagonal junction box
- Driver mounts inside ceiling canopy
- Color temperature selector switch housed inside canopy

ITEM #	FINISH	DIMENSIONS	LAMPING	DRIVER
<b>3-6050-XX</b>	-15, -40	10"(w) x 6.25"(h)*	3 x 3.3w, 90CRI 3000/3500/4000k CCT LED 1050 Initial Lumens @ 3000k	120V/277V Triac dimming 10-100%
<b>3-6051-XX</b>	-15, -40	13"(w) x 6.25"(h)*	8 x 3.6w, 90CRI 3000/3500/4000k CCT LED 2950 Initial Lumens @ 3000k	120V/277V Triac dimming 10-100%




# AXIOM



3-5053-15



3-5054-40



### 3-5052-15

#### Available Finishes

- 15 Black | Clear Sculptured Ice Acrylic Diffuser
- 40 Aged Brass | Clear Sculptured Ice Acrylic Diffuser

- Installs on 4" octagonal junction box
- Approved for vertical or horizontal up and down mounting
- Approved for wall mount application only
- Color temperature selector switch housed inside backplate

ITEM #	FINISH	DIMENSIONS	LAMPING	DRIVER
<b>3-5052-XX</b>	-15, -40	22" (w) x 8" (h) x 3.5" (ext)	3 x 3.3w, 90CRI 3000/3500/4000k CCT LED 1050 Initial Lumens @ 3000k	120/277V Triac dimming 10-100%
<b>3-5053-XX</b>	-15, -40	30" (w) x 8" (h) x 3.5" (ext)	4 x 3.5w, 90CRI 3000/3500/4000k CCT LED 1450 Initial Lumens @ 3000k	120/277V Triac dimming 10-100%
<b>3-5054-XX</b>	-15, -40	38" (w) x 8" (h) x 3.5" (ext)	5 x 3.6w, 90CRI 3000/3500/4000k CCT LED 1600 Initial Lumens @ 3000k	120/277V Triac dimming 10-100%

# AXIOM



3-5050-15





3-5050-40

Available Finishes

- 15 Black | Clear Sculptured Ice Acrylic Diffuser
- 40 Aged Brass | Clear Sculptured Ice Acrylic Diffuser

- Installs on 4" octagonal junction box
- Approved for vertical or horizontal mounting
- Approved for wall mount application only
- Color temperature selector switch housed inside backplate

ITEM #	FINISH	DIMENSIONS	LAMPING	DRIVER
3-5050-XX	-15, -40	13" (w) x 6" (h) x 3.5" (ext)	2 x 3w, 90CRI 3000/3500/4000k CCT LED 790 Initial Lumens @ 3000k	120V/277V Triac dimming 10-100%



# ÉLAN



NEW

3-676-15



3-876-15

#### Available Finishes

- 15 Black | Cut Glass Diffuser
- 40 Aged Brass | Cut Glass Diffuser

- \*Height measured not including cables, stems or ceiling canopy
- 3-876-15 supplied with 10' adjustable cable to customize hanging height
- 3-877-XX supplied with 2-8", 2-12" and 3-16" stems to customize hanging height
- 3-676-XX supplied with 4-8", 4-12" and 6-16" stems to customize hanging height
- Unit mounts to 4" octagonal junction box
- Driver mounts inside ceiling canopy
- Color temperature selector switch housed inside canopy



ITEM #	FINISH	DIMENSIONS	LAMPING	DRIVER
3-676-XX	-15, -40	36"(l) x 9.25"(w) x 10"(h)*	1 x 30w, 90CRI 3000/3500/4000k CCT LED 2400 Initial Lumens @ 3000k	120V/277V Triac dimming 10-100%
3-876-XX	-15, -40	32"(w) x 3"(h)*	25+33w, 90CRI 3000/3500/4000k CCT LED 5200 Initial Lumens @ 3000k	120V/277V Triac dimming 10-100%
3-877-XX	-15, -40	12"(w) x 13.5"(h)*	1 x 20w, 90CRI 3000/3500/4000k CCT LED 1600 Initial Lumens @ 3000k	120V/277V Triac dimming 10-100%

# ÉLAN



3-874-40



**3-875-15**

#### Available Finishes

- 15 Black | Cut Glass Diffuser
- 40 Aged Brass | Cut Glass Diffuser

\*Height measured not including cables or ceiling canopy  
 -Fixture supplied with 10' adjustable cable to customize hanging height  
 -Unit mounts to 4" octagonal junction box  
 -Driver mounts inside ceiling canopy  
 -Color temperature selector switch housed inside canopy

ITEM #	FINISH	DIMENSIONS	LAMPING	DRIVER
<b>3-874-XX</b> 24" pendant	-15, -40	24"(w) x 3"(h) *	1 x 25w, 90CRI 3000/3500/4000k CCT LED 1750 Initial Lumens @ 3000k	120/277V 0-10V/Phase dimming
<b>3-875-XX</b> 32" pendant	-15, -40	32"(w) x 3"(h) *	1 x 33w, 90CRI 3000/3500/4000k CCT LED 2050 Initial Lumens @3000k	120/277V 0-10V/Phase dimming



# ÉLAN



3-573-24



3-572-40



3-574-15

## Available Finishes

15 Black | Cut Glass Diffuser

24 Satin Nickel | Cut Glass Diffuser

40 Aged Brass | Cut Glass Diffuser

- Unit mounts to deep 4" octagonal junction box
- Approved for vertical or horizontal mounting
- Approved for wall mount applications only
- Driver mounts inside canopy
- Color temperature selector switch housed inside backplate

ITEM #	FINISH	DIMENSIONS	LAMPING	DRIVER
<b>3-572-XX</b> (small)	-15, -24, -40	15"(w) x 5.5"(h) x 3.75"(ext)	1 x 7.5w, 90CRI 3000/3500/4000k CCT LED 1080 Initial Lumens @ 3000k	120V Triac dimming
<b>3-573-XX</b> (medium)	-15, -24, -40	20"(w) x 5.5"(h) x 3.75"(ext)	1 x 10.5w, 90CRI 3000/3500/4000k CCT LED 1500 Initial Lumens @ 3000k	120V Triac dimming
<b>3-574-XX</b> (large)	-15, -24, -40	30"(w) x 5.5"(h) x 3.75"(ext)	1 x 23w, 90CRI 3000/3500/4000k CCT LED 3350 Initial Lumens @ 3000k	120V Triac dimming



#### Available Finishes

- 15 Black | Cut Glass Diffuser
- 40 Aged Brass | Cut Glass Diffuser

- Unit mounts to 4" octagonal junction box
- Driver mounts inside ceiling canopy
- Color temperature selector switch housed inside canopy

ITEM #	FINISH	DIMENSIONS	LAMPING	DRIVER
<b>3-675-XX</b>	-15, -40	16"(dia) x 10"(h)	1 x 20w, 90CRI 3000/3500/4000k CCT LED 1600 Initial Lumens @ 3000k	120V Triac dimming



# VEER



NEW

3-6102-15

### Available Finishes

- 15 Black | Iced Glass Diffuser
- 40 Aged Brass | Iced Glass Diffuser

- \*Height measured not including cables or ceiling canopy
- Fixture supplied with 10' cable to customize hanging height
- Unit mounts to 4" octagonal junction box
- LED driver on board
- Color temperature selector switch in canopy



3-602-40

ITEM #	FINISH	DIMENSIONS	LAMPING	DRIVER
3-602-XX	-15, -40	7.5"(w) x 11.5"(h) x 5.25"(d)	1 x 7w, 90CRI 3000k LED 490 Initial Lumens	120V Triac dimming
3-6102-XX	-15, -40	16"(w) x 11.5"(h) x 5.25"(d)	5 x 28w, 90CRI 3000k LED 2450 Initial Lumens	120V Triac dimming



**Available Finishes**

- 15 Black | Iced Glass Diffuser
- 40 Aged Brass | Iced Glass Diffuser

- Units mount to 4" octagonal junction box
- Approved for ceiling mount applications only
- Driver mounts inside canopy
- Color temperature selector switch in canopy

ITEM #	FINISH	DIMENSIONS	LAMPING	DRIVER
3-502-XX	-15, -40	7"(w) x 11"(h) x 7"(ext)	1 x 7w, 90CRI 3000k LED 490 Initial Lumens	120V Triac dimming



# PALILLOS



3-804-40



3-804-15



3-803-15



3-803-40

#### Available Finishes

- 15 Black | Matte White Acrylic Diffuser
- 40 Aged Brass | Matte White Acrylic Diffuser

\*Height measured not including stems or ceiling canopy  
 -Fixture supplied with 2-8", 2-12" and 3-16" stems to customize hanging height  
 -Unit mounts to 4" octagonal junction box  
 -Driver mounts inside ceiling canopy  
 -Color temperature selector switch housed inside canopy

ITEM #	FINISH	DIMENSIONS	LAMPING	DRIVER
<b>3-803-XX</b> small	-15, -40	33"(w) x 7"(h)	8 x 4.5w, 90CRI 3000/3500/4000k CCT LED 2966 Initial Lumens @ 3000k	120/277V 0-10V/Phase dimming
<b>3-804-XX</b> large	-15, -40	33.5"(w) x 12.25"(h)	12 x 3.5w, 90CRI 3000/3500/4000k CCT LED 2544 Initial Lumens @ 3000k	120/277V 0-10V/Phase dimming

# PALILLOS



3-806-15



3-805-40



3-805-15

Available Finishes

- 15 Black | Matte White Acrylic Diffuser
- 40 Aged Brass | Matte White Acrylic Diffuser

- Units mount to 4" octagonal junction box
- Approved for ceiling mount applications only
- Driver mounts inside canopy
- Color temperature selector switch housed inside canopy

ITEM #	FINISH	DIMENSIONS	LAMPING	DRIVER
3-805-XX small	-15, -40	33"(w) x 9.75"(h)	6 x 4.5w, 90CRI 3000/3500/4000k CCT LED 2844 Initial Lumens @ 3000k	120/277V 0-10V dimming
3-806-XX large	-15, -40	37.25"(w) x 8.25"(h)	12 x 3.5w, 90CRI 3000/3500/4000k CCT LED 2718 Initial Lumens @ 3000k	120/277V 0-10V dimming



3-403-15



3-404-40

#### Available Finishes


- 15 Black | Matte White Acrylic Diffuser
- 40 Aged Brass | Matte White Acrylic Diffuser

- Unit mounts to a 4" octagonal junction box
- Approved for wall mount applications only
- Driver mounts inside canopy
- Color temperature selector switch housed inside backplate

ITEM #	FINISH	DIMENSIONS	LAMPING	DRIVER
3-403-XX	-15, -40	4.75"(w) x 14.5"(h) x 3.25"(ext)	1 x 8w, 90CRI 3000/3500/4000k CCT LED 995 Initial Lumens @ 3000k	120/277V 0-10V/Phase dimming
3-404-XX	-15, -40	5.5"(w) x 14.5"(h) x 3.25"(ext)	2 x 8w, 90CRI 3000/3500/4000k CCT LED 1751 Initial Lumens @ 3000k	120/277V 0-10V/Phase dimming



# NERO





3-684-1540



3-685-1540

#### Available Finish

1540 Black/Aged Brass | Frosted Acrylic Diffuser

- \*Height measured not including stem or ceiling canopy
- Fixture supplied with 2-8", 2-12" and 3-16" stems to customize hanging height
- Canopy swivel allows for mounting on sloped ceilings - up to 20-degrees
- Unit mounts to 4" octagonal junction box
- Driver mounts inside ceiling canopy

ITEM #	FINISH	DIMENSIONS	LAMPING	DRIVER
<b>3-684-1540</b> small	-1540	24"(w) x 26.5"(h)*	24 x 2.1w, 90CRI 3000k LED 5040 Initial Lumens	120V Triac dimming
<b>3-685-1540</b> large	-1540	30"(w) x 33.5"(h)*	36 x 2.1w, 90CRI 3000k LED 7560 Initial Lumens	120V Triac dimming

# NERO



3-686-1540

### Available Finish

1540 Black/Aged Brass | Frosted Acrylic Diffuser

- \*Height measured not including adjustable stems or ceiling canopy
- Fixture supplied with 4-8", 4-12" and 6-16" stems to customize hanging height
- Canopy swivel allows for mounting on sloped ceilings – up to 45-degrees
- Unit mounts to 4" octagonal junction box
- Drivers mounts inside ceiling canopy

ITEM #	FINISH	DIMENSIONS	LAMPING	DRIVER
3-686-1540	-1540	33.5"(l) x 7.375"(w) x 14.125"(h)*	26 x 2.1w, 90CRI 3000k LED 5460 Initial Lumens	120V Triac dimming



3-584-1540

#### Available Finish

1540 Black/Aged Brass | Frosted Acrylic Diffusers

- Unit mounts to 4" octagonal junction box
- Approved for vertical mounting
- Approved for wall mount applications only
- Unit requires 2.5" deep junction box
- Driver mounts inside junction box

ITEM #	FINISH	DIMENSIONS	LAMPING	DRIVER
3-584-1540	-1540	7.25"(w) x 14.125"(h) x 4"(ext)	6 x 2.1w, 90CRI 3000k LED 1260 Initial Lumens	120V Triac dimming



# GAMMA



3-650-56



3-651-15

**Available Finishes**

- 15 Black | Textured Glass Diffuser
- 56 Brushed Brass | Textured Glass Diffuser

- \*Height measured not including stem or ceiling canopy
- Fixture supplied with 2-8", 2-12" and 3-16" stems to customize hanging height
- Canopy swivel allows for mounting on sloped ceilings - up to 45-degrees
- Unit mounts to 4" octagonal junction box
- Driver mounts inside ceiling canopy
- Color temperature selector switch housed inside canopy

ITEM #	FINISH	DIMENSIONS	LAMPING	DRIVER
3-650-XX	-15, -56	30"(w) x 17.5"(h)	6 x 5w, 90CRI 2700/3000/4000/5000/6500k CCT LED 2550 Initial Lumens @ 3000k	120-277V Triac dimming
3-651-XX	-15, -56	36"(w) x 20.25"(h)	8 x 5.25w, 90CRI 2700/3000/4000/5000/6500k CCT LED 3570 Initial Lumens @ 3000k	120-277V Triac dimming



3-550-15



3-550-56

#### Available Finishes

- 15 Black | Textured Glass Diffuser
- 56 Brushed Brass | Textured Glass Diffuser

- Unit mounts to deep 4" octagonal or deep 4"x4" square junction box w/ single device mud ring
- Unit requires 2.5" deep junction box
- Driver mounts inside junction box
- Approved for wall and ceiling mount applications
- Color temperature selector switch housed inside backplate

ITEM #	FINISH	DIMENSIONS	LAMPING	DRIVER
3-550-XX	-15, -56	4.75"(w) x 8"(h) x 5.25"(ext)	1 x 6w, 90CRI 2700/3000/4000/5000/6500k CCT LED 510 Initial Lumens @ 3000k	120-277V Triac dimming

# BRAEM



3-812-15



3-812-56

#### Available Finishes

- 15 Black | Acrylic Diffuser
- 56 Brushed Brass | Acrylic Diffuser

- \*Height measured not including stem or ceiling canopy
- Fixture supplied with 2-8", 2-12" and 3-16" stems to customize hanging height
- Canopy swivel allows for mounting on sloped ceilings - up to 45-degrees
- Unit mounts to 4" octagonal junction box
- Driver mounts inside ceiling canopy
- Color temperature selector switch housed inside canopy

ITEM #	FINISH	DIMENSIONS	LAMPING	DRIVER
3-812-XX	-15, -56	48"(l) x 7"(w) x 13.5"(h)	6 x 24w, 90CRI 2700/3000/4000/5000/6500k CCT LED 2750 Initial Lumens @ 3000k	120-277V Triac dimming



# AVIAN



**Available Finishes**

- 15 Black | Clear Alabaster Glass Diffuser
- 56 Brushed Brass | Clear Alabaster Glass Diffuser

**3-8145-56**

- \*Height measured not including stem or ceiling canopy
- Fixture supplied with 2-8", 2-12" and 3-16" stems to customize hanging height
- Canopy swivel allows for mounting on sloped ceilings - up to 45-degrees
- Unit mounts to 4" octagonal junction box
- Driver mounts inside ceiling canopy
- Color temperature selector switch housed inside canopy

ITEM #	FINISH	DIMENSIONS	LAMPING	DRIVER
3-8145-XX	-15, -56	30"(w) x 17.5"(h)	4 x 30w, 90CRI 2700/3000/4000/5000/6500k CCT LED 2750 Initial Lumens @ 3000k	120-277V Triac dimming



3-5145-56



3-5145-15


#### Available Finishes

- 15 Black | Clear Alabaster Glass Diffuser
- 56 Brushed Brass | Clear Alabaster Glass Diffuser

- Unit mounts to deep 4" octagonal or deep 4"x4" square junction box w/ single device mud ring
- Unit requires 2.5" deep junction box
- Driver mounts inside junction box
- Approved for wall and ceiling mount applications
- Color temperature selector switch housed inside backplate

ITEM #	FINISH	DIMENSIONS	LAMPING	DRIVER
3-5145-XX	-15, -56	5.75"(w) x 20"(h) x 4"(ext)	1 x 12w, 90CRI 2700/3000/4000/5000/6500k CCT LED 1100 Initial Lumens @ 3000k	120-277V Triac dimming


# AVIAN



3-5146-15



3-5146-56



**3-5146-56**



**3-5146-15**

#### Available Finishes

- 15 Black | Clear Alabaster Glass Diffuser
- 56 Brushed Brass | Clear Alabaster Glass Diffuser


- Unit mounts to deep 4" octagonal or deep 4"x4" square junction box w/ single device mud ring
- Unit requires 2.5" deep junction box
- Driver mounts inside junction box
- Approved for wall and ceiling mount applications
- Color temperature selector switch housed inside backplate

ITEM #	FINISH	DIMENSIONS	LAMPING	DRIVER
<b>3-5146-XX</b>	-15, -56	5.75"(w) x 27.5"(h) x 4"(ext)	2 x 16w, 90CRI 2700/3000/4000/5000/6500k CCT LED 1500 Initial Lumens @ 3000k	120-277V Triac dimming



# LANDON





**3-421-15**

#### Available Finishes

- 15 Black | Iced Acrylic Diffuser
- 40 Aged Brass | Iced Acrylic Diffuser

- Unit mounts to 4" octagonal junction box
- Fixture supplied with 10' cables to customize hanging height
- Color temperature selector switch housed inside canopy

ITEM #	FINISH	DIMENSIONS	LAMPING	DRIVER
<b>3-421-XX</b>	-15, -40	40"(l) x 1"(w) x 3.5"(h)*	1 x 17w, 90CRI 3000/3500/4000k CCT LED 1190 Initial Lumens @ 3000k	120V Triac dimming

# LANDON



3-420-15



3-420-40

**Available Finishes**

- 15 Black | Iced Acrylic Diffuser
- 40 Aged Brass | Iced Acrylic Diffuser

- Unit mounts to a deep 4" octagonal junction box
- Approved for wall mount applications only
- Approved for vertical and horizontal mounting
- Driver mounts inside canopy
- Color temperature selector switch housed inside backplate

ITEM #	FINISH	DIMENSIONS	LAMPING	DRIVER
3-420-XX	-15, -40	20*(w) x 6.25*(h) x 2.75*(ext)	1 x 17w, 90CRI 3000/3500/4000k CCT LED 1190 Initial Lumens @ 3000k	120V Triac dimming









# ANTARES



3-5004-15



3-5005-40



#### Available Finishes

- 15 Black | Iced Acrylic Diffuser
- 40 Aged Brass | Iced Acrylic Diffuser

- Unit mounts to a deep 4" octagonal junction box
- Approved for wall mount applications only
- Approved for vertical and horizontal mounting
- Driver mounts inside canopy
- Color temperature selector switch housed inside backplate

ITEM #	FINISH	DIMENSIONS	LAMPING	DRIVER
<b>3-5004-XX</b> small	-15, -40	24"(w) x 5.75"(h) x 2.25"(ext)	1 x 16w, 90CRI 3000/3500/4000k CCT LED 1152 Initial Lumens @ 3000k	120/277V 0-10V/Phase dimming
<b>3-5005-XX</b> large	-15, -40	36"(w) x 5.75"(h) x 2.25"(ext)	1 x 24w, 90CRI 3000/3500/4000k CCT LED 1708 Initial Lumens @ 3000k	120/277V 0-10V/Phase dimming

# ETHOS



3-6714-15



3-6713-15

#### Available Finish

■ 15 Black | Clear Bubble Glass Diffuser

\*Height measured not including stem or ceiling canopy

-3-6713-15 fixture with 2-8", 2-12" and 3-16" stems to customize hanging height

-3-6714-15 fixture with 2-8", 2-12" and 3-16" stems to customize hanging height

-Canopy swivel allows for mounting on sloped ceilings - up to 45-degrees

-Unit mounts to 4" octagonal junction box

-Driver mounts inside ceiling canopy

-Color temperature selector switch housed inside canopy

ITEM #	FINISH	DIMENSIONS	LAMPING	DRIVER
3-6713-15	-15	23.5"(w) x 19"(h)*	6 x 6w, 90CRI 3000/3500/4000k CCT LED 3100 Initial Lumens @ 3000k	120V/277V Triac dimming 10-100%
3-6714-15	-15	32"(w) x 24.5"(h)*	8 x 6w, 90CRI 3000/3500/4000k CCT LED 3600 Initial Lumens @ 3000k	120V/277V Triac dimming 10-100%



# ETHOS





3-5713-15

**Available Finish**

15 Black | Clear Bubble Glass

- Installs on 4" octagonal junction box
- Approved for vertical or horizontal mounting
- Approved for wall mount application only
- Color temperature selector switch housed inside backplate

ITEM #	FINISH	DIMENSIONS	LAMPING	DRIVER
3-5713-15	-15	5.5" (w) x 13" (h) x 4" (ext)	1 x 6w, 90CRI 3000/3500/4000k LED 650 Initial Lumens @ 3000k	120V/277V Triac dimming 10-100%

# PRESTO!



3-657-24



3-657-40

**Available Finishes**

- 24 Satin Nickel | Clear Bubble Glass Diffuser
- 40 Aged Brass | Clear Bubble Glass Diffuser

\*Height measured not including stem or ceiling canopy  
-Fixture supplied with 2-8", 2-12" and 3-16" stems to customize hanging height  
-Canopy swivel allows for mounting on sloped ceilings - up to 45-degrees  
-Unit mounts to 4" octagonal junction box  
-Driver mounts inside ceiling canopy

ITEM #	FINISH	DIMENSIONS	LAMPING	DRIVER
3-657-XX	-24, -40	22.25"(w) x 19.5"(h)*	6 x 5w, 90CRI 3000k LED 2100 Initial Lumens	120V Triac dimming

# TALI



3-603-24



3-603-40

**Available Finishes**

- 24 Satin Nickel | Clear Bubble Acrylic Diffuser
- 40 Aged Brass | Clear Bubble Acrylic Diffuser

\*Height measured not including stem or ceiling canopy  
-Fixture supplied with 2-8", 2-12" and 3-16" stems to customize hanging height  
-Canopy swivel allows for mounting on sloped ceilings - up to 20-degrees  
-Unit mounts to 4" octagonal junction box  
-Driver mounts inside ceiling canopy

ITEM #	FINISH	DIMENSIONS	LAMPING	DRIVER
3-603-XX	-24, -40	33.125"(l) x 24.375"(w) x 24.375"(h)*	11 x 2.1w, 90CRI 3000k LED 2310 Initial Lumens	120V Triac dimming





# MOXY



3-697-40

## Available Finishes

- 24 Satin Nickel | Clear Bubble Acrylic Diffuser
- 40 Aged Brass | Clear Bubble Acrylic Diffuser

\*Height measured not including stem or ceiling canopy  
-Fixture supplied with 2-8", 2-12" and 3-16" stems to customize hanging height  
-Canopy swivel allows for mounting on sloped ceilings - up to 20-degrees  
-Arms can swivel and rotate positions  
-Unit mounts to 4" octagonal junction box  
-Driver mounts inside ceiling canopy

ITEM #	FINISH	DIMENSIONS	LAMPING	DRIVER
3-697-XX large	-24, -40	32"(w) x 27"(h)*	13 x 2.1w, 90CRI 3000k LED 2730 Initial Lumens	120V Triac dimming

# MIRO



3-605-24

**Available Finish**

24 Satin Nickel | Clear Bubble Acrylic Diffuser

- \*Height measured not including stem or ceiling canopy
- Fixture supplied with 2-8", 2-12" and 3-16" stems to customize hanging height
- Canopy swivel allows for mounting on sloped ceilings - up to 20-degrees
- Unit mounts to 4" octagonal junction box
- Driver mounts inside ceiling canopy

ITEM #	FINISH	DIMENSIONS	LAMPING	DRIVER
3-605-XX	-24	26"(w) x 28.5"(h)*	37 x 2.1w, 90CRI 3000k LED 7770 Initial Lumens	120V Triac dimming



3-605-24



# LUSTRE



**3-24-40**  
\*shown using stems for high/vaulted ceilings



**3-24-15**  
\*shown with flush mount hardware

**Available Finishes**

- 15 Black | Clear Bubble Glass Diffuser
- 40 Aged Brass | Clear Bubble Glass Diffuser

- \*Height measured with flush mount hardware
- Fixture supplied with 2-8", 2-12" and 3-16" stems to customize hanging height
- Canopy swivel allows for mounting on sloped ceilings - up to 45-degrees
- Unit mounts to 4" octagonal junction box
- Driver mounts inside ceiling canopy
- Fixture provided with hardware for stem mount or flush mount as shown

ITEM #	FINISH	DIMENSIONS	LAMPING	DRIVER
3-24-XX	-15, -40	25.25"(w) x 33"(h)*	6 x 5.3w, 90CRI 3000k LED 2240 Initial Lumens	120V Triac dimming



# ATLANTIS



3-637-40



### 3-636-24

#### Available Finishes

- 24 Satin Nickel | Clear Bubble Acrylic Diffuser
- 40 Aged Brass | Clear Bubble Acrylic Diffuser

- \*Height measured not including stem or ceiling canopy
- Fixture supplied with 2-8", 2-12" and 3-16" stems to customize hanging height
- Canopy swivel allows for mounting on sloped ceilings - up to 20-degrees
- Unit mounts to 4" octagonal junction box
- Driver mounts inside ceiling canopy

ITEM #	FINISH	DIMENSIONS	LAMPING	DRIVER
<b>3-636-XX</b> small	-24, -40	27"(w) x 36.5"(h)*	9 x 2.1w, 90CRI 3000k LED 1890 Initial Lumens	120V Triac dimming
<b>3-637-40</b> large	-40	42"(l) x 18"(w) x 23"(h)*	13 x 2.1w, 90CRI 3000k LED 2730 Initial Lumens	120V Triac dimming



# SPIRIT



Available Finishes

- 6 White | Clear Bubble Glass Diffuser
- 24 Satin Nickel | Clear Bubble Glass Diffuser
- 15 Black | Clear Bubble Glass Diffuser
- 40 Aged Brass | Clear Bubble Glass Diffuser

\*Height measured not including adjustable cord or ceiling canopy  
-Fixture supplied with 10' cord  
-Unit mounts to 4" octagonal junction box  
or deep 4"x4" square junction box w/ single device mud ring  
-Unit requires 2.5" deep junction box  
-Driver mounts inside junction box  
-2700k, 3500k, 4000k color temperatures also available, contact  
oxygen for details



ITEM #	FINISH	DIMENSIONS	LAMPING	DRIVER
3-68-XX	-6, -15, -24, -40	2.75"(w) x 5.5"(h)	1 x 6.2w, 90CRI 3000k LED 742 Initial Lumens	120V Triac and ELV 0-10V/Phase dimming
3-69-XX	-6, -15, -24, -40	2.75"(w) x 13.875"(h)	1 x 6.2w, 90CRI 3000k LED 742 Initial Lumens	120V Triac and ELV 0-10V/Phase dimming

# MONET



3-580-15






3-580-40



3-580-14

## Available Finishes

-  14 Polished Chrome | Glass Diffuser
-  15 Black | Glass Diffuser
-  40 Aged Brass | Glass Diffuser

- \*Height measured not including adjustable stem or ceiling canopy
- Fixture supplied with 2-8", 2-12" and 3-16" stems to customize hanging height
- Unit mounts to 4" octagonal junction box
- Canopy swivel allows for mounting on sloped ceilings – up to 45-degrees
- Driver mounts inside ceiling canopy

ITEM #	FINISH	DIMENSIONS	LAMPING	DRIVER
3-580-XX	-14, -15, -40	4.75"(w) x 18"(h) x 4"(ext)	2 x 4w, 90CRI 3000k LED 420 Initial Lumens	120VAC

# STYLUS



3-66-15



3-67-6

Available Finishes

- 6 White | Matte White Acrylic Diffuser
- 24 Satin Nickel | Matte White Acrylic Diffuser
- 15 Black | Matte White Acrylic Diffuser
- 40 Aged Brass | Matte White Acrylic Diffuser

\*Height measured not including cables or ceiling canopy  
-Fixture supplied with 8' adjustable cable to customize hanging height  
-Unit mounts to 4" octagonal junction box  
-Driver mounts inside ceiling canopy

ITEM #	FINISH	DIMENSIONS	LAMPING	DRIVER
<b>3-66-XX</b> 34" pendant	-6, -15, -24	33.5"(l) x 1"(w) x 3.75"(h)*	1 x 19w, 90CRI 3000k LED 1330 Initial Lumens	120V Triac dimming
<b>3-67-6</b> 48" pendant	-6	47.5"(l) x 1"(w) x 3.75"(h)*	1 x 25w, 90CRI 3000k LED 1750 Initial Lumens	120V Triac dimming



# WAND



3-56-40



3-56-15



3-56-24

**Available Finishes**

- 15 Black | Matte White Acrylic Diffuser
- 24 Satin Nickel | Matte White Acrylic Diffuser
- 40 Aged Brass | Matte White Acrylic Diffuser

- Unit mounts to 4" octagonal junction box or 4"x4" square junction box w/ single device mud ring
- Provided with two backplate options: 2.75" x 4.75" and 4.75" x 4.75"
- Approved for vertical or horizontal mounting
- Approved for wall mount application only

ITEM #	FINISH	DIMENSIONS	LAMPING	DRIVER
3-56-XX	-15, -24, -40	36.5"(w) x 2.75"(h) x 3.5"(ext)	1 x 37w, 90CRI 3000k LED 3041 Initial Lumens	120/277V 0-10V/Phase dimming



3-55-40



3-55-24



3-55-15


#### Available Finishes

- 15 Black | Matte White Acrylic Diffuser
- 24 Satin Nickel | Matte White Acrylic Diffuser
- 40 Aged Brass | Matte White Acrylic Diffuser


- Unit mounts to deep 4" octagonal junction box  
or deep 4"x4" square junction box w/ single device mud ring
- Approved for vertical or horizontal mounting
- Unit requires 2.5" deep junction box
- Driver mounts inside junction box
- Provided with two backplates; 2.75" x 4.75" and 4.75" x 4.75"

ITEM #	FINISH	DIMENSIONS	LAMPING	DRIVER
3-55-XX	-15, -24, -40	2.75"(w) x 24.5"(h) x 3.5"(ext)	1 x 24.7w, 90CRI 3000k LED 2265 Initial Lumens	120/277V 0-10V/Phase dimming

# XANNI



3-6054-15



3-6055-40

Available Finishes

- 15 Black | Matte White Acrylic Diffuser
- 40 Aged Brass | Matte White Acrylic Diffuser

\*Height measured not including cables or ceiling canopy  
-Fixture supplied with 10' of cable to customize hanging height  
-Unit mounts to 4" octagonal junction box  
-Driver mounts inside ceiling canopy  
-Color temperature selector switch housed inside canopy

ITEM #	FINISH	DIMENSIONS	LAMPING	DRIVER
3-6054-XX small	-15, -40	35"(l) x 6"(w) x .375"(h)	1 x 27w, 90CRI 3000/3500/4000k CCT LED 1286 Initial Lumens @ 3000k	120/277V 0-10V/Phase dimming
3-6055-XX large	-15, -40	47"(l) x 6"(w) x .375"(h)	1 x 32w, 90CRI 3000/3500/4000k CCT LED 1602 Initial Lumens @ 3000k	120/277V 0-10V/Phase dimming



3-5055-15



3-5055-40



3-5056-15

#### Available Finishes

- 15 Black | Iced Acrylic Diffuser
- 40 Aged Brass | Iced Acrylic Diffuser

- Unit mounts to a deep 4" octagonal junction box
- Approved for wall mount applications only
- Approved for vertical and horizontal mounting
- Driver mounts inside canopy
- Color temperature selector switch housed inside backplate

ITEM #	FINISH	DIMENSIONS	LAMPING	DRIVER
<b>3-5055-XX</b> small	-15, -40	25"(w) x 5.75"(h) x 2"(ext)	1 x 19w, 90CRI 3000/3500/4000k CCT LED 992 Initial Lumens @ 3000k	120/277V 0-10V/Phase dimming
<b>3-5056-XX</b> large	-15, -40	36"(w) x 5.75"(h) x 2"(ext)	1 x 27w, 90CRI 3000/3500/4000k CCT LED 1350 Initial Lumens @ 3000k	120/277V 0-10V/Phase dimming



# BRIO





**3-6018-15**



**3-6017-60**


#### Available Finishes

- 15 Black | Matte White Acrylic Diffuser
- 60 Powdered Gold | Matte White Acrylic Diffuser

\*Height measured not including cables or ceiling canopy  
 -Fixture supplied with 10' of cable to customize hanging height  
 -Unit mounts to 4" octagonal junction box  
 -Driver mounts inside ceiling canopy

ITEM #	FINISH	DIMENSIONS	LAMPING	DRIVER
<b>3-6017-XX</b> small	-15, -60	36"(l) x 2"(w) x 4.25"(h)*	1 x 73w, 90CRI 3000k LED 5110 Initial Lumens	120V Triac dimming
<b>3-6018-XX</b> large	-15, -60	46"(l) x 2"(w) x 4.25"(h)*	1 x 89w, 90CRI 3000k LED 6230 Initial Lumens	120V Triac dimming

ZEPP



32-632-15



32-633-24

Available Finishes

- 15 Black | Matte White Acrylic Diffuser
- 20 Polished Nickel | Matte White Acrylic Diffuser
- 24 Satin Nickel | Matte White Acrylic Diffuser

\*Height measured not including adjustable cord or ceiling canopy  
-Fixture supplied with 10' cord and 12.5' aircraft cable  
-Unit mounts to 4" octagonal junction box  
-2700k, 3500k, 4000k color temperatures also available, contact oxygen for details

ITEM #	FINISH	DIMENSIONS	LAMPING	DRIVER
32-632-XX	-15, -20, -24	38"(l) x 1"(w) x 2.5"(h)	1 x 33w, 90CRI 3000k LED 4540 Initial Lumens	120V & 277V 0-10V Dimming
32-633-XX	-15, -20, -24	50"(l) x 1"(w) x 2.5"(h)	2 x 25w, 90CRI 3000k LED 5448 Initial Lumens	120V & 277V 0-10V Dimming

# KLONE



32-642-24



32-642-20



32-642-15

## Available Finishes

- 15 Black | Matte White Acrylic Diffuser
- 20 Polished Nickel | Matte White Acrylic Diffuser
- 24 Satin Nickel | Matte White Acrylic Diffuser

-Unit mounts to 4" octagonal junction box  
-Fixture supplied with 10' cord and 12.5' aircraft cable  
-2700k, 3500k, 4000k color temperatures also available, contact oxygen for details

ITEM #	FINISH	DIMENSIONS	LAMPING	DRIVER
32-642-XX	-15, -20, -24	38"(l) x 4"(w) x 2.5"(h)*	2 x 25w, 90CRI 3000k LED 5448 Initial Lumens	120V & 277V 0-10V dimming



# ALCOR



3-533-22



3-533-24

Available Finishes

- 22 Oiled Bronze | Matte White Acrylic Diffuser
- 24 Satin Nickel | Matte White Acrylic Diffuser

- Unit mounts to deep 4" octagonal junction box or deep 4"x4" square junction box w/ round mud ring mounting holes 2.75" on center
- Approved for vertical or horizontal mounting
- Approved for wall mount application only
- Unit requires 2.5" deep junction box
- Driver mounts inside junction box
- 2700k, 3500k, 4000k color temperatures also available, contact oxygen for details

ITEM #	FINISH	DIMENSIONS	LAMPING	DRIVER
3-533-XX	-22, -24	26"(w) x 4.5"(h) x 2.5"(ext)	1 x 11.6w, 90CRI 3000k LED 1751 Initial Lumens	120V/277V 0-10V/Phase dimming



3-532-22

Available Finish

22 Oiled Bronze | Matte White Acrylic Diffuser

- Unit mounts to deep 4"x4" junction box or a deep 4"x4" junction box w/ single device mud ring
- Approved for wall mount applications only
- Unit requires 2.5" deep junction box
- Driver mounts inside junction box
- 2700k, 3500k, 4000k color temperatures also available, contact oxygen for details

ITEM #	FINISH	DIMENSIONS	LAMPING	DRIVER
3-532-22	-22	13"(w) x 4.5"(h) x 2"(ext)	1 x 11.9w, 90CRI 3000k LED 1662 Initial Lumens	120/277V 0-10V/Phase dimming

# DECCA



3-24-1540



3-36-5224

### Available Finishes

- 1540 Aged Brass/Black Oak | Matte White Acrylic Diffuser
- 2440 Aged Brass/Walnut | Matte White Acrylic Diffuser
- 5224 Satin Nickel/White Oak | Matte White Acrylic Diffuser

- \*Height measured not including cables or ceiling canopy
- Fixture supplied with 10' adjustable cable to customize hanging height
- Unit mounts to 4" octagonal junction box
- Driver mounts inside ceiling canopy

ITEM #	FINISH	DIMENSIONS	LAMPING	DRIVER
<b>3-24-XXXX</b> 24" pendant	-1540, -2440, -5224	24"(l) x 2.125"(w) x 2.75"(h)*	1 x 15.5w, 90CRI 3000k LED 1440 Initial Lumens	120V Triac dimming
<b>3-36-XXXX</b> 36" pendant	-1540, -2440, -5224	35.75"(l) x 2.125"(w) x 2.75"(h)*	1 x 23.6w, 90CRI 3000k LED 2147 Initial Lumens	120V Triac dimming
<b>3-48-1540</b> 48" pendant	-1540	47.5"(l) x 2.125"(w) x 2.75"(h)*	1 x 31.7w, 90CRI 3000k LED 2884 Initial Lumens	120V Triac dimming



3-48-1540



# MAGNUM



3-653-14



3-653-24

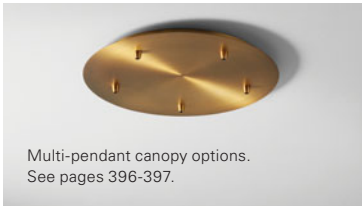


3-653-40

Available Finishes

- 14 Polished Chrome | Matte White Acrylic Diffuser
- 114 Polished Chromes | Matte Opal Glass Diffuser
- 24 Satin Nickel | Matte White Acrylic Diffuser
- 124 Satin Nickel | Matte Opal Glass Diffuser
- 40 Aged Brass | Matte White Acrylic Diffuser
- 140 Aged Brass | Matte Opal Glass Diffuser

\*Height measured not including adjustable cord or ceiling canopy  
-Fixture supplied with 10' cord  
-Unit mounts to 4" octagonal junction box  
or deep 4"x4" square junction box w/ single device mud ring  
-Unit requires 2.5" deep junction box  
-Driver mounts inside junction box  
-2700k, 3500k, 4000k color temperatures also available, contact oxygen for details



Multi-pendant canopy options.  
See pages 396-397.

ITEM #	FINISH	DIMENSIONS	LAMPING	DRIVER
3-653-XX (acrylic)	-14, -24, -40	3.5"(w) x 18"(h)*	1 x 6.2w, 90CRI 3000k LED 891 Initial Lumens	120/277V 0-10V/Phase dimming
3-653-1XX (glass)	-14, -24, -40	3.5"(w) x 18"(h)*	1 x 6.2w, 90CRI 3000k LED 891 Initial Lumens	120/277V 0-10V/Phase dimming



3-518-24



3-518-40



3-518-25

#### Available Finishes

- 24 Satin Nickel | Matte White Acrylic Diffuser
- 124 Satin Nickel | Matte Opal Glass Diffuser
- 25 Satin Copper | Matte White Acrylic Diffuser

- 125 Satin Copper | Matte Opal Glass Diffuser
- 40 Aged Brass | Matte White Acrylic Diffuser
- 140 Aged Brass | Matte Opal Glass Diffuser


-Unit mounts to 2"x3" junction box or a 4" octagonal junction box

-Approved for wall mount application only


-2700k, 3500k, 4000k color temperatures also available, contact oxygen for details

ITEM #	FINISH	DIMENSIONS	LAMPING	DRIVER
<b>3-518-XX</b> (acrylic)	-24, -25, -40	4.75"(w) x 18.75"(h) x 4"(ext)	1 x 11.9w, 90CRI 3000k LED 1662 Initial Lumens	120/277V 0-10V/Phase dimming
<b>3-518-1XX</b> (glass)	-24, -25, -40	4.75"(w) x 18.75"(h) x 4"(ext)	1 x 11.9w, 90CRI 3000k LED 1662 Initial Lumens	120/277V 0-10V/Phase dimming

# MAGNUM



3-588-40



3-588-124



Available Finishes

- 40 Aged Brass | Matte White Acrylic Diffuser
- 124 Satin Nickel | Matte Opal Glass Diffuser
- 140 Aged Brass | Matte Opal Glass Diffuser

- Unit mounts to 4" octagonal junction box or a 4"x4" square junction box w/ single device mud ring
- Approved for wall mount application only
- Approved for vertical or horizontal mounting
- 2700k, 3500k, 4000k color temperatures also available, contact oxygen for details

ITEM #	FINISH	DIMENSIONS	LAMPING	DRIVER
3-588-40 (acrylic)	-40	30.75"(w) x 4.75"(h) x 4"(ext)	2 x 12.1w, 90CRI 3000k LED 3324 Initial Lumens	120/277V 0-10V/Phase dimming available
3-588-1XX (glass)	-24, -40	30.75"(w) x 4.75"(h) x 4"(ext)	2 x 12.1w, 90CRI 3000k LED 3324 Initial Lumens	120/277V 0-10V/Phase dimming available

# OPUS



3-654-24



3-654-14



3-654-25




3-654-40

## Available Finishes

14 Polished Chrome   Matte White Acrylic Diffuser	25 Satin Copper   Matte White Acrylic Diffuser
114 Polished Chrome   Matte Opal Glass Diffuser	125 Satin Copper   Matte Opal Glass Diffuser
24 Satin Nickel   Matte White Acrylic Diffuser	40 Aged Brass   Matte White Acrylic Diffuser
124 Satin Nickel   Matte Opal Glass Diffuser	140 Aged Brass   Matte Opal Glass Diffuser

\*Height measured not including adjustable cord or ceiling canopy  
 -Fixture supplied with 10' cord  
 -Unit mounts to 4" octagonal junction box  
 or deep 4"x4" square junction box w/ single device mud ring  
 -Unit requires 2.5" deep junction box  
 -Driver mounts inside junction box  
 -Total luminaire power 7.2w  
 -2700k, 3500k, 4000k color temperatures also available, contact  
 oxygen for details



Multi-pendant canopy options.  
See pages 396-397.

ITEM #	FINISH	DIMENSIONS	LAMPING	DRIVER
<b>3-654-XX</b> (acrylic)	-14, -24, -25, -40	3.5"(w) x 18"(h)*	1 x 6.2w, 90CRI 3000k LED 891 Initial Lumens	120/277V 0-10V/Phase dimming
<b>3-654-1XX</b> (glass)	-14, -24, -25, -40	3.5"(w) x 18"(h)*	1 x 6.2w, 90CRI 3000k LED 891 Initial Lumens	120/277V 0-10V/Phase dimming



# IDOL




3-635-14

Available Finish

14 Polished Chrome

- \*Height measured not including adjustable cord or ceiling canopy
- Fixture supplied with 10' cord
- Unit mounts to 4" octagonal junction box or deep 4"x4" square junction box w/ single device mud ring
- Unit requires 2.5" deep junction box
- Driver mounts inside junction box
- 2700k, 3500k, 4000k color temperatures also available, contact oxygen for details



Multi-pendant canopy options. See pages 396-397.

ITEM #	FINISH	DIMENSIONS	LAMPING	DRIVER
3-635-14	-14	2.75"(w) x 18.5"(h)*	1 x 6.2w, 90CRI 3000k LED 891 Initial Lumens	120/277V 0-10V/Phase dimming

# MAGNETA




## Available Finishes

24 Satin Nickel | Matte White Acrylic Diffuser

40 Aged Brass | Matte White Acrylic Diffuser

140 Aged Brass | Matte Opal Glass Diffuser

- \*Height measured not including adjustable cord or ceiling canopy
- Fixture supplied with 10' cord
- Unit mounts to 4" octagonal junction box or deep 4"x4" square junction box w/ single device mud ring
- Unit requires 2.5" deep junction box
- Driver mounts inside junction box
- 2700k, 3500k, 4000k color temperatures also available, contact oxygen for details



Multi-pendant canopy options.  
See pages 396-397.

ITEM #	FINISH	DIMENSIONS	LAMPING	DRIVER
<b>3-607-24</b> (acrylic)	-24	2.75"(w) x 9.75"(h)	1 x 6.2w, 90CRI 3000k LED 891 Initial Lumens	120/277V 0-10V/Phase dimming
<b>3-607-140</b> (glass)	-140	2.75"(w) x 9.75"(h)	1 x 6.2w, 90CRI 3000k LED 891 Initial Lumens	120/277V 0-10V/Phase dimming




# MAGNETA





#### Available Finishes

 24 Satin Nickel   Matte White Acrylic Diffuser	 40 Aged Brass   Matte White Acrylic Diffuser
 124 Satin Nickel   Matte Opal Glass Diffuser	 140 Aged Brass   Matte Opal Glass Diffuser

-Unit mounts to 2"x3" junction box or a 4" octagonal junction box  
 -Approved for wall mount application only  
 -2700k, 3500k, 4000k color temperatures also available, contact oxygen for details

ITEM #	FINISH	DIMENSIONS	LAMPING	DRIVER
<b>3-528-XX</b> (acrylic)	-24, -40	4.75"(w) x 14.375"(h) x 3.25"(ext)	1 x 11.9w, 90CRI 3000k LED 1662 Initial Lumens	120/277V 0-10V/Phase dimming
<b>3-528-1XX</b> (glass)	-24, -40	4.75"(w) x 14.375"(h) x 3.25"(ext)	1 x 11.9w, 90CRI 3000k LED 1662 Initial Lumens	120/277V 0-10V/Phase dimming



# MAGNETA



3-590-40



3-590-124

Available Finishes

- 124 Satin Nickel | Matte Opal Glass Diffuser
- 140 Aged Brass | Matte Opal Glass Diffuser
- 40 Aged Brass | Matte White Acrylic Diffuser

- Unit mounts to deep 4" octagonal junction box or a deep 4"x4" square junction box w/ single device mud ring
- Approved for wall mount application only
- Approved for vertical or horizontal mounting
- Unit requires 2.5" deep junction box
- Driver mounts inside junction box
- 2700k, 3500k, 4000k color temperatures also available, contact oxygen for details

ITEM #	FINISH	DIMENSIONS	LAMPING	DRIVER
3-590-40 (acrylic)	-40	27"(w) x 4.75"(h) x 3.375"(ext)	2 x 12.1w, 90CRI 3000k LED 3324 Initial Lumens	120/277V 0-10V/Phase dimming
3-590-1XX (glass)	-24, -40	27"(w) x 4.75"(h) x 3.375"(ext)	2 x 12.1w, 90CRI 3000k LED 3324 Initial Lumens	120/277V 0-10V/Phase dimming

# PILAR



**3-308-120**



**3-309-224**

## Available Finishes

 115 Black   Matte White Opal Diffuser	 220 Polished Nickel   Matte White Acrylic Diffuser
 215 Black   Matte White Acrylic Diffuser	 124 Satin Nickel   Matte White Opal Diffuser
 120 Polished Nickel   Matte White Opal Diffuser	 224 Satin Nickel   Matte White Acrylic Diffuser

- Unit mounts to deep 4" octagonal junction box
- Driver mounts inside junction box
- Unit requires 2.5" deep junction box
- Approved for ceiling and wall mounted applications
- 2700k, 3500k, 4000k color temperatures also available, contact oxygen for details

ITEM #	FINISH	DIMENSIONS	LAMPING	DRIVER
<b>3-308-1XX</b> (glass)	-20, -24	5.875"(w) x 9"(h)	1 x 6.2w, 90CRI 3000k LED 891 Initial Lumens	120/277V 0-10V/Phase dimming
<b>3-308-2XX</b> (acrylic)	-20, -24	5.875"(w) x 9"(h)	1 x 6.2w, 90CRI 3000k LED 891 Initial Lumens	120/277V 0-10V/Phase dimming
<b>3-309-1XX</b> (glass)	-20, -24	5.875"(w) x 10.75"(h)	1 x 6.2w, 90CRI 3000k LED 891 Initial Lumens	120/277V 0-10V/Phase dimming
<b>3-309-2XX</b> (acrylic)	-15, -20, -24	5.875"(w) x 10.75"(h)	1 x 6.2w, 90CRI 3000k LED 891 Initial Lumens	120/277V 0-10V/Phase dimming

# PEBBLE



2-5156-124




2-5156-124

**Available Finish**

■ 24 Satin Nickel | Matte Opal Glass Diffuser

-Units mounts to 4" octagonal junction box

ITEM #	FINISH	DIMENSIONS	LAMPING	BALLAST
2-5156-124	-24	6"(w) x 12.75"(h) x 5.5"(ext)	1 x 18w quad 4-pin fluorescent (G24q-2)	Electronic, HPF, Programmed Start, Universal Voltage (120-277V)



2-5121-114



2-5121-114

#### Available Finishes

- 14 Polished Chrome | White Opal Glass Diffuser
- 24 Satin Nickel | White Opal Glass Diffuser

- Unit mounts to 4" octagonal junction box
- Approved for wall mount application only
- Approved for vertical or horizontal mounting

ITEM #	FINISH	DIMENSIONS	LAMPING
2-5121-114	-14	20.5"(w) x 4.25"(h) x 4"(ext)	2 x 60w T10 120V incandescent (medium base)



# ELLIPSE



**3-668-120**



**3-677-215**



**3-667-220**



**3-678-224**

## Available Finishes

	115 Black   White Opal Glass Diffuser		220 Polished Nickel   Matte White Acrylic Diffuser
	215 Black   Matte White Acrylic Diffuser		124 Satin Nickel   White Opal Glass Diffuser
	120 Polished Nickel   White Opal Glass Diffuser		224 Satin Nickel   Matte White Acrylic Diffuser

\*Height measured not including adjustable cord or ceiling canopy

-Fixture supplied with 10' cord

-Unit mounts to deep 4" octagonal junction box  
or deep 4"x4" square junction box w/ single device mud ring

-Unit requires 2.5" deep junction box

-Driver mounts inside junction box

-2700k, 3500k, 4000k color temperatures also available, contact oxygen for details



Multi-pendant canopy options.  
See pages 396-397.

ITEM #	FINISH	DIMENSIONS	LAMPING	DRIVER
<b>3-667-1XX</b> (glass)	-15, -20, -24	3"(w) x 9.25"(h)*	1 x 6.2w, 90CRI 3000k LED 891 Initial Lumens	120/277V 0-10V/Phase dimming
<b>3-667-2XX</b> (acrylic)	-15, -20, -24	3"(w) x 9.25"(h)*	1 x 6.2w, 90CRI 3000k LED 891 Initial Lumens	120/277V 0-10V/Phase dimming
<b>3-668-1XX</b> (glass)	-15, -20	3"(w) x 13.25"(h)*	1 x 6.2w, 90CRI 3000k LED 891 Initial Lumens	120/277V 0-10V/Phase dimming
<b>3-668-2XX</b> (acrylic)	-15, -20, -24	3"(w) x 13.25"(h)*	1 x 6.2w, 90CRI 3000k LED 891 Initial Lumens	120/277V 0-10V/Phase dimming
<b>3-677-1XX</b> (glass)	-15, -20	3.75"(w) x 10.75"(h)*	1 x 6.2w, 90CRI 3000k LED 891 Initial Lumens	120/277V 0-10V/Phase dimming
<b>3-677-2XX</b> (acrylic)	-15, -20	3.75"(w) x 10.75"(h)*	1 x 6.2w, 90CRI 3000k LED 891 Initial Lumens	120/277V 0-10V/Phase dimming
<b>3-678-1XX</b> (glass)	-20, -24	3.75"(w) x 16.75"(h)*	1 x 6.2w, 90CRI 3000k LED 891 Initial Lumens	120/277V 0-10V/Phase dimming
<b>3-678-2XX</b> (acrylic)	-15, -20, -24	3.75"(w) x 16.75"(h)*	1 x 6.2w, 90CRI 3000k LED 891 Initial Lumens	120/277V 0-10V/Phase dimming



#### Available Finishes

115 Black   Matte White Glass Diffuser	220 Polished Nickel   Matte White Acrylic Diffuser
215 Black   Matte White Acrylic Diffuser	124 Satin Nickel   Matte White Glass Diffuser
120 Polished Nickel   Matte White Glass Diffuser	224 Satin Nickel   Matte White Acrylic Diffuser

- Unit mounts to deep 4" octagonal junction box
- Unit requires 2.5" deep junction box
- Driver mounts inside junction box
- Approved for ceiling and wall mounted applications
- 2700k, 3500k, 4000k color temperatures also available, contact oxygen for details

ITEM #	FINISH	DIMENSIONS	LAMPING	DRIVER
<b>3-353-1XX</b> (glass)	-15, -20, -24	5.875"(w) x 9.25"(h)	1 x 6.1w, 90CRI 3000k LED 891 Initial Lumens	120/277V 0-10V/Phase dimming
<b>3-353-2XX</b> (acrylic)	-15, -20, -24	5.875"(w) x 9.25"(h)	1 x 6.1w, 90CRI 3000k LED 891 Initial Lumens	120/277V 0-10V/Phase dimming
<b>3-354-1XX</b> (glass)	-15, -20, -24	5.875"(w) x 9.25"(h)	1 x 6.1w, 90CRI 3000k LED 891 Initial Lumens	120/277V 0-10V/Phase dimming
<b>3-354-2XX</b> (acrylic)	-15, -20, -24	5.875"(w) x 9.25"(h)	1 x 6.1w, 90CRI 3000k LED 891 Initial Lumens	120/277V 0-10V/Phase dimming

# ELLIPSE



3-567-220



#### Available Finishes

115 Black   Matte White Opal Glass Diffuser	220 Polished Nickel   Matte White Acrylic Diffuser
215 Black   Matte White Acrylic Diffuser	124 Satin Nickel   Matte White Opal Glass Diffuser
120 Polished Nickel   Matte White Opal Glass Diffuser	224 Satin Nickel   Matte White Acrylic Diffuser

-Unit mounts to deep 4" octagonal junction box, deep 4"x4" square junction box  
or a deep 4"x4" square junction box w/ single device mud ring

-Approved for wall mount applications only

-Unit requires 2.5" deep junction box

-Driver mounts inside junction box

-2700k, 3500k, 4000k color temperatures also available, contact oxygen for details

ITEM #	FINISH	DIMENSIONS	LAMPING	DRIVER
<b>3-567-1XX</b> (glass)	-15, -20, -24	4.75"(w) x 9.625"(h) x 4"(ext)	1 x 6.2w, 90CRI 3000k LED 891 Initial Lumens	120/277V 0-10V/Phase dimming
<b>3-567-2XX</b> (acrylic)	-15, -20, -24	4.75"(w) x 9.625"(h) x 4"(ext)	1 x 6.2w, 90CRI 3000k LED 891 Initial Lumens	120/277V 0-10V/Phase dimming

# GALILEI



3-658-15





**3-658-40**

#### Available Finishes

- 15 Black | Acrylic Frost Diffuser
- 40 Aged Brass | Acrylic Frost Diffuser

- \*Height measured not including adjustable stem or ceiling canopy
- Fixture supplied with 2-8", 2-12" and 3-16" stems to customize hanging height
- Unit mounts to 4" octagonal junction box
- Canopy swivel allows for mounting on sloped ceilings – up to 45-degrees
- Driver mounts inside ceiling canopy
- Color temperature selector switch housed inside canopy

ITEM #	FINISH	DIMENSIONS	LAMPING	DRIVER
<b>3-658-XX</b>	-15, -40	29.25"(w) x 28"(h)	1 x 30w, 90CRI 2700/3000/4000/5000/6500k CCT LED 1200 Initial Lumens @ 3000k	120/277V 0-10V/Phase dimming

# ACADIA



3-6143-24

Available Finish

24 Satin Nickel | Matte White Acrylic Diffuser

- \*Height measured not including stem or ceiling canopy
- Fixture supplied with 2-8", 2-12" and 3-16" stems to customize hanging height
- Canopy swivel allows for mounting on sloped ceilings - up to 20-degrees
- Unit mounts to 4" octagonal junction box
- Driver mounts inside ceiling canopy

ITEM #	FINISH	DIMENSIONS	LAMPING	DRIVER
3-6143-24 30" large	-24	30"(w) x 18.25"(h)*	5 x 15.5w, 90CRI 3000k LED 1410 Initial Lumens	120V Triac dimming

# UTOPIA



**3-6141-24**

**Available Finish**

24 Satin Nickel | Matte White Acrylic Diffuser




**3-6140-24**


- \*Height measured not including stem or ceiling canopy
- Fixture supplied with 2-8", 2-12" and 3-16" stems to customize hanging height
- Canopy swivel allows for mounting on sloped ceilings - up to 20-degrees
- Unit mounts to 4" octagonal junction box
- Driver mounts inside ceiling canopy

ITEM #	FINISH	DIMENSIONS	LAMPING	DRIVER
<b>3-6140-24</b> 21" small	-24	21"(w) x 20.25"(h)*	4 x 10w, 90CRI 3000k LED 918 Initial Lumens	120V Triac dimming
<b>3-6141-24</b> 28" large	-24	28"(w) x 25.625"(h)*	4 x 13.5w, 90CRI 3000k LED 1228 Initial Lumens	120V Triac dimming

# HYPERION



3-5007-15



3-5007-40



3-5006-20

**Available Finishes**

- 15 Black | Matte White Acrylic Diffuser
- 20 Polished Nickel | Matte White Acrylic Diffuser
- 40 Aged Brass | Matte White Acrylic Diffuser

- Installs on 4" octagonal junction box
- Approved for vertical or horizontal mounting
- Approved for wall mount application only
- Color temperature selector switch housed inside backplate

ITEM #	FINISH	DIMENSIONS	LAMPING	DRIVER
3-5006-XX	-15, -20, -40	22" (w) x 5.75" (h) x 3.75" (ext)	2 x 8w, 90CRI 3000/3500/4000k CCT LED 1430 Initial Lumens @ 3000k	120V/277V Triac dimming 10-100%
3-5007-XX	-15, -20, -40	34" (w) x 5.75" (h) x 3.75" (ext)	2 x 12w, 90CRI 3000/3500/4000k CCT LED 2460 Initial Lumens @ 3000k	120V/277V Triac dimming 10-100%



# AEGIS





3-59-40



3-59-15

#### Available Finishes

- 15 Black | Matte White Acrylic Diffuser
- 40 Aged Brass | Matte White Acrylic Diffuser

- Unit mounts to deep 4" octagonal junction box
- Approved for wall mount applications only
- Driver mounts inside canopy

ITEM #	FINISH	DIMENSIONS	LAMPING	DRIVER
3-59-XX	-15, -40	9"(w) x 16.25"(h) x 2.25"(ext)	1 x 18w, 90CRI 3000k LED 1260 Initial Lumens	120V Triac dimming

# ECHO



3-640-24

## Available Finish

24 Satin Nickel | White Grass Shade with Acrylic Diffuser

\*Height measured not including stem or ceiling canopy.

-Stem is custom cut at oxygen facility to customer's specification (maximum stem length 60")

-Canopy swivel allows for mounting on sloped ceilings – up to 20-degrees

-Unit mounts to 4" octagonal junction box

-2700k, 3500k, 4000k color temperatures also available, contact oxygen for details

ITEM #	FINISH	DIMENSIONS	LAMPING	DRIVER
3-640-24 large	-24	30"(w) x 10.625"(h)*	4 x 10.1w, 90CRI 3000k LED 5540 Initial Lumens	120/277V 0-10V/Phase dimming





**3-695-24**



**3-694-24**

#### Available Finish

24 Satin Nickel | Grass Shade with White Acrylic Diffuser

- Unit mounts to 4" octagonal junction box
- Approved for ceiling mount applications only
- 2700k, 3500k, 4000k color temperatures also available, contact oxygen for details

ITEM #	FINISH	DIMENSIONS	LAMPING	DRIVER
<b>3-694-24</b>	-24	14.5"(w) x 4"(h)	2 x 10.1w, 90CRI 3000k LED 2770 Initial Lumens	120/277V 0-10V/Phase dimming
<b>3-695-24</b>	-24	14.5"(w) x 7.75"(h)	2 x 10.1w, 90CRI 3000k LED 2770 Initial Lumens	120/277V 0-10V/Phase dimming

# TEMPE



3-643-56





**3-643-15**

**Available Finishes**

- 15 Black | Gloss Opal Glass Diffuser
- 56 Brushed Brass | Gloss Opal Glass Diffuser

- \*Height measured not including stem or ceiling canopy
- Fixture supplied with 2-8", 2-12" and 3-16" stems to customize hanging height
- Canopy swivel allows for mounting on sloped ceilings - up to 45-degrees
- Unit mounts to 4" octagonal junction box
- Driver mounts inside ceiling canopy
- Color temperature selector switch housed inside canopy

ITEM #	FINISH	DIMENSIONS	LAMPING	DRIVER
<b>3-643-XX</b>	-15, -56	21"(l) x 21"(w) x 12"(h)	1 x 20w, 90CRI 2700/3000/4000/5000/6500k CCT LED 1820 Initial Lumens @ 3000k	120-277V Triac dimming

# EROS



3-659-56



3-659-15

#### Available Finishes

- 15 Black | Glass Diffuser
- 56 Brushed Brass | Glass Diffuser


\*Height measured not including stem or ceiling canopy  
-Fixture supplied with 2-8", 2-12" and 3-16" stems to customize hanging height  
-Canopy swivel allows for mounting on sloped ceilings - up to 45-degrees  
-Unit mounts to 4" octagonal junction box  
-Driver mounts inside ceiling canopy  
-Color temperature selector switch housed inside canopy

ITEM #	FINISH	DIMENSIONS	LAMPING	DRIVER
3-659-XX	-15, -56	22"(w) x 11"(h)	1 x 20w, 90CRI 2700/3000/4000/5000/6500k CCT LED 1820 Initial Lumens @ 3000k	120-277V Triac dimming

# MEDUSA



3-808-15



3-808-40

Available Finishes

- 15 Black | Moiré Acrylic Diffuser
- 40 Aged Brass | Moiré Acrylic Diffuser

- \*Height measured not including cables or ceiling canopy
- Fixture supplied with 10' of cable to customize hanging height
- Unit mounts to 4" octagonal junction box
- Driver mounts inside ceiling canopy
- Color temperature selector switch housed inside canopy

ITEM #	FINISH	DIMENSIONS	LAMPING	DRIVER
3-808-XX	-15, -40	19.75"(w) x 7.75"(h)	1 x 26w, 90CRI 3000/3500/4000k CCT LED 900 Initial Lumens @ 3000k	120/277V 0-10V/Phase dimming



#### Available Finishes

■ 15 Black | Moiré Acrylic Diffuser

■ 40 Aged Brass | Moiré Acrylic Diffuser

- Units mount to 4" octagonal junction box
- Approved for wall or ceiling mount applications
- Driver mounts inside canopy
- Color temperature selector switch housed inside canopy

ITEM #	FINISH	DIMENSIONS	LAMPING	DRIVER
3-807-XX	-15, -40	19.75"(w) x 7.75"(h)	1 x 26w, 90CRI 3000/3500/4000k CCT LED 900 Initial Lumens @ 3000k	120/277V 0-10V dimming



# SPERANO



3-6119-40



3-6118-15

#### Available Finishes

15 Black | Clear Chiseled Glass Diffuser
  40 Aged Brass | Clear Chiseled Glass Diffuser

\*Height measured not including stem or ceiling canopy

-3-6118-XX fixture with 2-8", 2-12" and 3-16" stems to customize hanging height

-3-6119-XX fixture with 2-8", 2-12" and 3-16" stems to customize hanging height

-Canopy swivel allows for mounting on sloped ceilings - up to 45-degrees

-Unit mounts to 4" octagonal junction box

-Driver mounts inside ceiling canopy

-Color temperature selector switch housed inside canopy

ITEM #	FINISH	DIMENSIONS	LAMPING	DRIVER
<b>3-6118-XX</b>	-15, -40	44"(w) x 3"(h)*	6 x 5w, 90CRI 3000/3500/4000k CCT LED 1600 Initial Lumens @ 3000k	120V/277V Triac dimming 10-100%
<b>3-6119-XX</b>	-15, -40	60"(w) x 10"(h)*	12 x 5w, 90CRI 3000/3500/4000k CCT LED 3100 Initial Lumens @ 3000k	120V/277V Triac dimming 10-100%

# CIRCULO



3-65-24



3-64-40

Available Finishes

- 6 White | Matte White Acrylic Diffuser
- 24 Satin Nickel | Matte White Acrylic Diffuser
- 15 Black | Matte White Acrylic Diffuser
- 40 Aged Brass | Matte White Acrylic Diffuser

\*Height measured not including cables or ceiling canopy  
-Fixture supplied with 8' of cable to customize hanging height  
-Unit mounts to 4" octagonal junction box  
-Driver mounts inside ceiling canopy

ITEM #	FINISH	DIMENSIONS	LAMPING	DRIVER
3-64-XX 24" small	-6, -15, -24, -40	23.5"(w) x 1.25"(h)*	1 x 53w, 90CRI 3000k LED 3710 Initial Lumens	120V Triac dimming
3-65-XX 32" large	-6, -15, -24, -40	31.5"(w) x 1.25"(h)*	1 x 78w, 90CRI 3000k LED 5460 Initial Lumens	120V Triac dimming
3-6548-15 48" two tier	-15	47.25"(w) x 1.25"(h)*	1 x 78w, 90CRI 3000k LED 11060 Initial Lumens	120V Triac dimming





3-6548-15

# SABRE



3-6004-15



3-6005-40

Available Finishes

- 15 Black | Matte White Acrylic Diffuser
- 40 Aged Brass | Matte White Acrylic Diffuser

\*Height measured not including cable or ceiling canopy  
-Each lamp supplied with 10' cord  
-Unit mounts to 4" octagonal junction box  
-Driver mounts inside ceiling canopy  
-Color temperature selector switch housed inside canopy

ITEM #	FINISH	DIMENSIONS	LAMPING	DRIVER
3-6004-XX	-15, -40	1.5"(w) x 16"(h)*	1 x 6w, 90CRI 3000/3500/4000k CCT LED 420 Initial Lumens @ 3000k	120V Triac dimming
3-6005-XX	-15, -40	15"(w) x 17.5"(h)*	5 x 5.5w, 90CRI 3000/3500/4000k CCT LED 2100 Initial Lumens @ 3000k	120V Triac dimming



VIVO



3-809-15



3-810-40

**Available Finishes**

- 15 Black | Clear w/ White Faceted Glass Diffuser
- 40 Aged Brass | Clear w/ White Faceted Glass Diffuser

\*Height measured not including cables or ceiling canopy  
-Fixture supplied with 10' of cable to customize hanging height  
-Unit mounts to 4" octagonal junction box  
-Driver mounts inside ceiling canopy  
-Color temperature selector switch housed inside canopy

ITEM #	FINISH	DIMENSIONS	LAMPING	DRIVER
3-809-XX	-15, -40	4.75"(w) x 6.75"(h)	1 x 8w, 90CRI 3000/3500/4000k CCT LED 592 Initial Lumens @ 3000k	120/277V 0-10V/Phase dimming
3-810-XX	-15, -40	15.25"(w) x 6.75"(h)	5 x 8w, 90CRI 3000/3500/4000k CCT LED 2716 Initial Lumens @ 3000k	120/277V 0-10V/Phase dimming



# PRIMO



**3-674-40**



**3-674-24**

## Available Finishes

- 24 Satin Nickel | Clear Glass Diffuser
- 40 Aged Brass | Clear Glass Diffuser

- \*Height measured not including adjustable cords or ceiling canopy
- Each lamp supplied with 10' cord
- Unit mounts to 4" octagonal junction box
- Driver mounts inside canopy

ITEM #	FINISH	DIMENSIONS	LAMPING	DRIVER
<b>3-674-XX</b>	-24, -40	18"(w) x 8.25"(h)	7 x 2.1w, 90CRI 3000k LED 1470 Initial Lumens	120V Triac dimming

# DUNE



3-641-1540



3-641-1624



**Available Finishes**

- 1540 Aged Brass/Dark Gray | Concrete Diffuser
- 1624 Satin Nickel/Gray | Concrete Diffuser

\*Height measured not including stems, chain or ceiling canopy  
-Fixture supplied with 2-8", 2-12", 2-16" and 1' of chain to customize hanging height  
-Unit mounts to 4" octagonal junction box capable of supporting 50lbs

ITEM #	FINISH	DIMENSIONS	LAMPING
3-641-XXXX	-1540, -1624	16"(w) x 12"(h)	1 x 24w Medium Base, 120V PAR20/30/38/A21/A19 (not included)







# MARIA



3-663-1624



3-663-1540

Available Finishes

- 1540 Aged Brass/Dark Gray | Concrete Diffuser
- 1624 Satin Nickel/Gray | Concrete Diffuser


\*Height measured not including stems, chain or ceiling canopy  
-Fixture supplied with 2-8", 2-12", 2-16" and 1' of chain to customize hanging height  
-Unit mounts to 4" octagonal junction box capable of supporting 50lbs

ITEM #	FINISH	DIMENSIONS	LAMPING
3-663-XXXX	-1540, -1624	16"(w) x 12"(h)	1 x 24w Medium Base, 120V PAR20/30/38/A21/A19 (Not Included)

# TOTEM



**Available Finish**

 1540 Aged Brass/Dark Gray | Concrete Diffuser

- \*Height measured not including adjustable stems, chain or ceiling canopy
- Fixture supplied with 2-8", 2-12" and 2-16" stems and 1' of chain to customize hanging height
- Unit mounts to 4" octagonal junction box
- LED driver on board

ITEM #	FINISH	DIMENSIONS	LAMPING	DRIVER
3-614-1540	-1540	2.75"(w) x 16.5"(h)	1 x 6.2w, 90CRI 3000k LED 360 Initial Lumens	120V Triac + ELV dimming




# SPACELY



3-647-1540

**Available Finish**

 1540 Black/Aged Brass | Matte White Acrylic Diffuser

- \*Height measured not including adjustable stem or ceiling canopy
- Fixture supplied with 2-8", 2-12" and 3-16" stems to customize hanging height
- Unit mounts to 4" octagonal junction box
- Canopy swivel allows for mounting on sloped ceilings – up to 45-degrees
- Driver mounts inside ceiling canopy

ITEM #	FINISH	DIMENSIONS	LAMPING	DRIVER
3-647-1540 26" pendant	-1540	25.625"(w) x 10"(h)*	1 x 25w, 90CRI 3000k LED 1750 Initial Lumens	120V Triac dimming

# DIETER







**3-22-15**



**3-23-6**

#### Available Finishes

- 6 White | Matte White Acrylic Diffuser
- 15 Black | Matte White Acrylic Diffuser

- \*Height measured not including cables or ceiling canopy
- Fixture supplied with 10' adjustable cable to customize hanging height
- Unit mounts to 4" octagonal junction box
- Driver mounts inside ceiling canopy

ITEM #	FINISH	DIMENSIONS	LAMPING	DRIVER
<b>3-22-XX</b> 24" pendant	-6, -15	24.25"(w) x 1.75"(h)*	6 x 8.5w, 90CRI 3000k LED 3640 Initial Lumens	120V Triac dimming
<b>3-23-XX</b> 32" pendant	-6, -15	32"(w) x 1.75"(h)*	9 x 8.5w, 90CRI 3000k LED 5460 Initial Lumens	120V Triac dimming

# ESTRELLA





3-688-15

#### Available Finish

■ 15 Black | Matte White Acrylic Diffuser

- \*Height measured not including cables or ceiling canopy
- Fixture supplied with 10' of cable to customize hanging height
- Unit mounts to 4" octagonal junction box
- Driver mounts inside ceiling canopy
- Color temperature selector switch housed inside canopy

ITEM #	FINISH	DIMENSIONS	LAMPING	DRIVER
3-688-15	-15	40"(w) x .75"(h)	1 x 3.5w, 90CRI 3000/3500/4000k CCT LED 803 Initial Lumens @ 3000k	120/277V 0-10V/Phase dimming

# LUPE



3-25-15



3-25-15

**Available Finish**

■ 15 Black | Matte White Acrylic Diffuser

- \*Height measured not including stems or ceiling canopy
- Fixture supplied with 2-8", 2-12" and 3-16" stems to customize hanging height
- Unit mounts to 4" octagonal junction box
- Canopy swivel allows for mounting on sloped ceilings - up to 45-degrees
- Driver mounts inside ceiling canopy

ITEM #	FINISH	DIMENSIONS	LAMPING	DRIVER
3-25-15 23" pendant	-15	26.325"(w) x 23"(h)*	6 x 13w, 90CRI 3000k LED 6240 Initial Lumens	120V Triac dimming

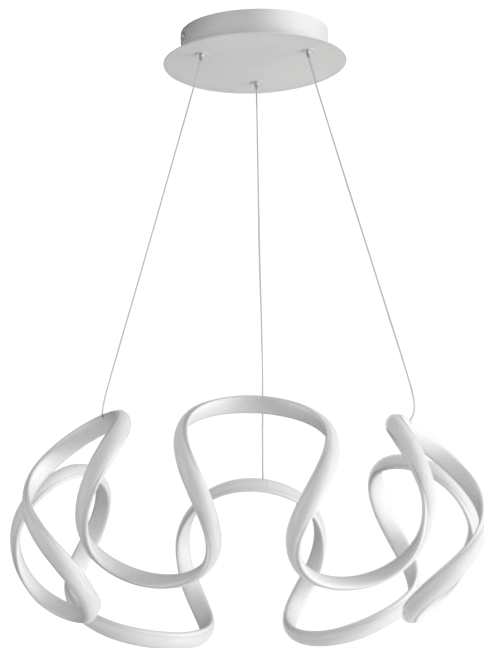
# CIRRO



3-61-6



3-61-15



3-60-30

## Available Finishes

- 6 White | Matte White Silicone Diffuser
- 15 Black | Matte White Silicone Diffuser
- 30 Silver Graphite | Matte White Silicone Diffuser

\*Height measured not including cables or ceiling canopy  
-Fixture supplied with 8" of cable to customize hanging height  
-Unit mounts to 4" octagonal junction box  
-Driver mounts inside ceiling canopy

ITEM #	FINISH	DIMENSIONS	LAMPING	DRIVER
<b>3-60-XX</b> 22" small	-6, -30	21"(w) x 20.25"(h)*	1 x 44w, 90CRI 3000k LED 3080 Initial Lumens	120V Triac dimming
<b>3-61-XX</b> 28" large	-6, -15, -30	28"(w) x 25.5"(h)*	1 x 95w, 90CRI 3000k LED 6650 Initial Lumens	120V Triac dimming



# ROSWELL



3-62-40



3-62-6



3-63-15

### Available Finishes

-  6 White | Matte White Acrylic Diffuser
-  15 Black | Matte White Acrylic Diffuser
-  40 Aged Brass | Matte White Acrylic Diffuser

- \*Height measured not including adjustable cables or ceiling canopy
- Fixture supplied with 10' adjustable cables
  - Unit mounts to 4" octagonal junction box
  - Driver mounts inside ceiling canopy

ITEM #	FINISH	DIMENSIONS	LAMPING	DRIVER
<b>3-62-XX</b> 16" small	-6, -40	15.75"(w) x 3.25"(h)*	1 x 30w, 90CRI 3000k LED 2100 Initial Lumens	120V Triac dimming
<b>3-63-15</b> 24" large	-15	23.5"(w) x 3.25"(h)*	1 x 44w, 90CRI 3000k LED 3080 Initial Lumens	120V Triac dimming

LOTUS



**2-6107-24**  
shown with optional perforated sleeve (Included)



**2-6107-24**

**Available Finish**

■ 24 Satin Nickel | White Opal Glass Diffuser

\*Height measured not including adjustable cord or ceiling canopy  
-Unit mount to standard 4" octagonal junction box  
-To avoid possible abnormal end of life, use lamps with integral End of Life protection  
-10' cord provided

ITEM #	FINISH	DIMENSIONS	LAMPING	BALLAST
2-6107-24	-24	3.25"(w) x 9.5"(h)*	1 x 13w quad 4-pin fluorescent (G24q-1)	Electronic, HPF, instant start, 120V

# CORNET



3-651-2018



3-651-1314

Available Finishes

- 1314 Polished Chrome | Smoked Ombre Glass Diffuser
- 2018 Gunmetal | Coffee Ombre Glass Diffuser

\*Height measured not including adjustable cord or ceiling canopy  
-Fixture supplied with 10' cord  
-Unit mounts to deep 4" octagonal junction box  
-Unit requires 2.5" deep junction box  
-Driver mounts inside junction box  
-2700k, 3500k, 4000k color temperatures also available, contact oxygen for details



Multi-pendant canopy options.  
See pages 396-397.

ITEM #	FINISH	DIMENSIONS	LAMPING	DRIVER
3-651-1314	-1314	4.25"(w) x 17.25"(h)*	1 x 6.2w, 90CRI 3000k LED 891 Initial Lumens	120/277V 0-10V/Phase dimming
3-651-2018	-2018	4.25"(w) x 17.25"(h)*	1 x 6.2w, 90CRI 3000k LED 891 Initial Lumens	120/277V 0-10V/Phase dimming

# LIBERTY



**3-652-2018**



**3-652-1314**




**3-652-14**

## Available Finishes

-  14 Polished Chrome | Clear Glass Diffuser
-  1314 Polished Chrome | Smoked Ombre Glass Diffuser
-  2018 Gunmetal | Coffee Ombre Glass Diffuser

\*Height measured not including adjustable cord or ceiling canopy  
 -Fixture supplied with 10' cord  
 -Unit mounts to deep 4" octagonal junction box  
 or deep 4"x4" square junction box w/ single device mud ring  
 -Unit requires 2.5" deep junction box  
 -Driver mounts inside junction box  
 -2700k, 3500k, 4000k color temperatures also available, contact  
 oxygen for details



Multi-pendant canopy options.  
 See pages 396-397.

ITEM #	FINISH	DIMENSIONS	LAMPING	DRIVER
<b>3-652-14</b>	-14	5"(w) x 16.25"(h)*	1 x 6.2w, 90CRI 3000k LED 891 Initial Lumens	120/277V 0-10V/Phase dimming
<b>3-652-1314</b>	-1314	5"(w) x 16.25"(h)*	1 x 6.2w, 90CRI 3000k LED 891 Initial Lumens	120/277V 0-10V/Phase dimming
<b>3-652-2018</b>	-2018	5"(w) x 16.25"(h)*	1 x 6.2w, 90CRI 3000k LED 891 Initial Lumens	120/277V 0-10V/Phase dimming

GRATIS



3-609-14




3-609-124



3-609-1414

Available Finishes

-  14 Polished Chrome | Clear Glass Diffuser
-  1414 Polished Chrome | Mirrored Glass Diffuser
-  124 Satin Nickel | Satin Opal Glass Diffuser

\*Height measured not including adjustable cord or ceiling canopy  
-Fixture supplied with 10' cord  
-Unit mounts to 4" octagonal junction box  
or deep 4"x4" square junction box w/ single device mud ring  
-Unit requires 2.5" deep junction box  
-Driver mounts inside junction box  
-2700k, 3500k, 4000k color temperatures also available, contact oxygen for details



Multi-pendant canopy options.  
See pages 396-397.

ITEM #	FINISH	DIMENSIONS	LAMPING	DRIVER
3-609-14	-14	3.75"(w) x 15.5"(h)	1 x 6.2w, 90CRI 3000k LED 891 Initial Lumens	120/277V 0-10V/Phase dimming
3-609-124	-124	3.75"(w) x 15.5"(h)	1 x 6.2w, 90CRI 3000k LED 891 Initial Lumens	120/277V 0-10V/Phase dimming
3-609-1414	-1414	3.75"(w) x 15.5"(h)	1 x 6.2w, 90CRI 3000k LED 891 Initial Lumens	120/277V 0-10V/Phase dimming



# SPINDLE



3-656-2018




3-656-1314

## Available Finishes

- 1314 Polished Chrome | Smoked Ombre Glass Diffuser
- 2018 Gunmetal | Coffee Ombre Glass Diffuser

\*Height measured not including adjustable cord or ceiling canopy  
-Fixture supplied with 10' cord  
-Unit mounts to 4" octagonal junction box  
or deep 4"x4" square junction box w/ single device mud ring  
-Unit requires 2.5" deep junction box  
-Driver mounts inside junction box  
-2700k, 3500k, 4000k color temperatures also available, contact  
oxygen for details



Multi-pendant canopy options.  
See pages 396-397.

ITEM #	FINISH	DIMENSIONS	LAMPING	DRIVER
3-656-1314	-1314	5"(w) x 19"(h)*	1 x 6.2w, 90CRI 3000k LED 891 Initial Lumens	120/277V 0-10V/Phase dimming
3-656-2018	-2018	5"(w) x 19"(h)*	1 x 6.2w, 90CRI 3000k LED 891 Initial Lumens	120/277V 0-10V/Phase dimming

# RUVO



3-6202-25



3-6202-22

**Available Finishes**

- 22 Oiled Bronze | White Tiffany Glass Diffuser
- 25 Satin Copper | White Tiffany Glass Diffuser

- \*Height measured not including stem or ceiling canopy
- Stem is custom cut at oxygen facility to customer’s specification (maximum stem length 60")
- Toolless lamp access
- Canopy swivel allows for mounting on sloped ceilings – up to 20-degrees
- Unit mounts to 4" octagonal junction box

ITEM #	FINISH	DIMENSIONS	LAMPING
3-6202-XX	-22, -25	10.5"(w) x 16.5"(h)*	1 x 24w MAX PAR20/30/38, A21,A19 Medium Base 120V LED only (lamp not included)

VIDA



3-6203-24

Available Finish

24 Satin Nickel | White Tiffany Glass Diffuser

- \*Height measured not including stem or ceiling canopy
- Stem is custom cut at oxygen facility to customer's specification (maximum stem length 60")
- Toolless lamp access
- Canopy swivel allows for mounting on sloped ceilings – up to 20-degrees
- Unit mounts to 4" octagonal junction box

ITEM #	FINISH	DIMENSIONS	LAMPING
3-6203-24	-24	16.5"(w) x 13"(h)*	1 x 24w MAX PAR20/30/38, A21,A19 Medium Base 120V LED only (lamp not included)

# ZORA



3-53-1550



3-54-1550



3-53-650

Available Finishes

- 650 White/Industrial Brass | Matte White Acrylic Diffuser
- 1550 Black/Industrial Brass | Matte White Acrylic Diffuser

- Unit mounts deep 4" octagonal junction box or deep 4"x4" octagonal junction box
- Approved for vertical or horizontal mounting
- Approved for wall mount application only
- Fixture can swivel/rotate 45 degrees

ITEM #	FINISH	DIMENSIONS	LAMPING	DRIVER
3-53-XXXX small	-650, -1550	21.125"(w) x 5.25"(h) x 2.25"(ext)	1 x 12.5w, 90CRI 3000k LED 840 Initial Lumens	120V Triac dimming
3-54-XXXX large	-650, -1550	32"(w) x 5.25"(h) x 2.25"(ext)	1 x 18w, 90CRI 3000k LED 1260 Initial Lumens	120V Triac dimming



# ZORA



3-51-650

Visit [www.oxygenlighting.com](http://www.oxygenlighting.com) for technical cut sheets. Oxygen reserves the right to modify designs at any time.



**3-50-1550**



**3-52-650**

#### Available Finishes

- 650 White/Industrial Brass | Matte White Acrylic Diffuser
- 1540 Black/Industrial Brass | Matte White Acrylic Diffuser

- Unit mounts to a 4" octagonal junction box
- Approved for vertical or horizontal mounting
- Approved for wall mount applications only
- Fixture can swivel/rotate 45 degrees


ITEM #	FINISH	DIMENSIONS	LAMPING	DRIVER
<b>3-50-XXXX</b> small	-650, -1550	21.125"(w) x 5.25"(h) x 2.25"(ext)	1 x 12.5w, 90CRI 3000k LED 840 Initial Lumens	120V Triac dimming
<b>3-51-XXXX</b> medium	-650, -1550	32"(w) x 5.25"(h) x 2.25"(ext)	1 x 18w, 90CRI 3000k LED 1260 Initial Lumens	120V Triac dimming
<b>3-52-XXXX</b> large	-650, -1550	47.75"(w) x 5.25"(h) x 2.25"(ext)	1 x 24.8w, 90CRI 3000k LED 1984 Initial Lumens	120V Triac dimming

# VIRTUE



3-586-40





**3-586-40**

Genuine jade diffuser, tonal variations in jade are natural and make each fixture unique

**Available Finish**

- 15 Black | Genuine Jade Diffuser
- 40 Aged Brass | Genuine Jade Diffuser

- Installs on 4" octagonal junction box
- Approved for vertical or horizontal mounting
- Approved for wall mount application only
- Genuine jade diffuser, tonal variations in jade are natural and make each fixture unique
- Color temperature selector switch housed inside backplate

ITEM #	FINISH	DIMENSIONS	LAMPING	DRIVER
3-585-XX	-15, -40	4.75" (w) x 13" (h) x 4" (ext)	1 x 12w, 90CRI 3000/3500/4000k CCT LED 1100 Initial Lumens @ 3000k	120V/277V Triac dimming 10-100%
3-586-XX	-15, -40	4.75" (w) x 24" (h) x 4" (ext)	1 x 16w, 90CRI 3000/3500/4000k CCT LED 1500 Initial Lumens @ 3000k	120V/277V Triac dimming 10-100%

# METRIX



3-542-20



3-542-20

**Available Finish**

20 Polished Nickel | Matte White Acrylic Diffuser

- Unit mounts to 2"x3" junction box, 4" octagonal junction box, or deep 4"x4" square junction box w/ a single device mud ring
- Approved for vertical or horizontal mounting
- Approved for wall or ceiling mount applications
- 2700k, 3500k, 4000k color temperatures also available, contact oxygen for details

ITEM #	FINISH	DIMENSIONS	LAMPING	DRIVER
3-542-20	-20	28"(w) x 4.75"(h) x 3.875"(ext)	1 x 11.9w, 90CRI 3000k LED 1751 Initial Lumens	120/277V 0-10V/Phase dimming






**Available Finish**

■ 24 Satin Nickel | Matte White Acrylic Diffuser

- Unit mounts to a deep 4" octagonal junction box or deep 4" square junction box with a single device mud ring
- Unit requires deep 2.5" deep junction box
- Driver mounts inside junction box
- Approved for wall and ceiling mount applications
- 2700k, 3500k, 4000k color temperatures also available, contact oxygen for details

ITEM #	FINISH	DIMENSIONS	LAMPING	DRIVER
3-541-24	-24	5.75"(w) x 5.75"(h) x 3.875"(ext)	1 x 10.1w, 90CRI 3000k LED 1385 Initial Lumens	120/277V 0-10V/Phase dimming

# ORION



3-540-24



3-540-14



3-540-40

**Available Finishes**

14 Polished Chrome | Matte White Acrylic Diffuser

24 Satin Nickel | Matte White Acrylic Diffuser


40 Aged Brass | Matte White Acrylic Diffuser

- Unit mounts to horizontal or a deep 4"x4" junction box w/ single device mud ring (mud ring must be mounted horizontally)
- Approved for wall mount applications only
- Unit requires 2.5" deep junction box
- Driver mounts inside junction box
- 2700k, 3500k, 4000k color temperatures also available, contact oxygen for details

ITEM #	FINISH	DIMENSIONS	LAMPING	DRIVER
3-540-XX	-14, -24, -40	4.75"(w) x 13.5"(h) x 2.75"(ext)	1 x 12.2w, 90CRI 3000k LED 1662 Initial Lumens	120/277V 0-10V/Phase dimming



# VEGA



3-569-24

**Available Finish**

24 Satin Nickel | Matte White Acrylic Diffuser

- Unit mounts to 4" octagonal junction box or 4"x4" square junction box w/ single device mud ring
- Approved for vertical or horizontal mounting
- Approved for wall mount application only
- 2700k, 3500k, 4000k color temperatures also available, contact oxygen for details

ITEM #	FINISH	DIMENSIONS	LAMPING	DRIVER
3-569-24	-24	27"(w) x 4.75"(h) x 2.625"(ext)	2 x 12.2w, 90CRI 3000k LED 3324 Initial Lumens	120/277V 0-10V/Phase dimming



3-519-20



3-519-24

#### Available Finishes

- 20 Polished Nickel | Matte White Acrylic Diffuser
- 24 Satin Nickel | Matte White Acrylic Diffuser

-Unit mounts to 2"x3" or 4" octagonal junction box  
-Approved for wall mount applications only  
-2700k, 3500k, 4000k color temperatures also available, contact oxygen for details

ITEM #	FINISH	DIMENSIONS	LAMPING	DRIVER
3-519-XX	-20, -24	4.75"(w) x 15.75"(h) x 2.625"(ext)	1 x 12.1w, 90CRI 3000k LED 1662 Initial Lumens	120/277V 0-10V/Phase dimming



# CRESCENT



3-582-24



**Available Finish**

24 Satin Nickel | Matte White Acrylic Diffuser

- Unit mounts to 2"x3" junction box, 4" octagonal junction box, or deep 4"x4" square junction box w/ a single device mud ring
- Approved for horizontal or vertical mounting
- Approved for wall mount applications only
- 2700k, 3500k, 4000k color temperatures also available, contact oxygen for details

ITEM #	FINISH	DIMENSIONS	LAMPING	DRIVER
3-582-24	-24	30.5"(w) x 3.5"(h) x 3"(ext)	2 x 12.1w, 90CRI 3000k LED 3324 Initial Lumens	120/277V 0-10V/Phase dimming



3-513-24

**Available Finish**

24 Satin Nickel | Matte White Acrylic Diffuser

- Units mount to deep 4"x4" junction box w/ single device mud ring
- Approved for vertical mounting
- Approved for wall mount applications only
- Driver mounts inside junction box for 3-512-XX
- 2700k, 3500k, 4000k color temperatures also available, contact oxygen for details

ITEM #	FINISH	DIMENSIONS	LAMPING	DRIVER
3-513-24 large	-24	3.5"(w) x 18.75"(h) x 3.75"(ext)	1 x 10.1w, 90CRI 3000k LED 1662 Initial Lumens	120/277V 0-10V/Phase dimming

# TEMPUS



3-5001-20






3-5002-24



3-5003-15

Available Finishes

-  15 Black | Matte White Acrylic Diffuser
-  20 Polished Nickel | Matte White Acrylic Diffuser
-  24 Satin Nickel | Matte White Acrylic Diffuser

- Unit mounts to deep 4" octagonal junction box or deep 4"x4" square junction box w/ single device mud ring
- Approved for vertical or horizontal mounting
- Approved for wall mount application only
- Unit requires 2.5" deep junction box
- Driver mounts inside junction box

ITEM #	FINISH	DIMENSIONS	LAMPING	DRIVER
3-5001-XX small	-15, -20, -24	18.875"(w) x 5.375"(h) x 4"(ext)	1 x 13w, 90CRI 3000k LED 1577 Initial Lumens	120V Triac dimming
3-5002-XX medium	-15, -20, -24	24.5"(w) x 5.375"(h) x 4"(ext)	2 x 9w, 90CRI 3000k LED 2186 Initial Lumens	120V Triac dimming
3-5003-XX large	-15, -20, -24	35.5"(w) x 5.375"(h) x 4"(ext)	2 x 13w, 90CRI 3000k LED 3154 Initial Lumens	120V Triac dimming



3-5000-15



3-5000-24



3-5000-20

#### Available Finishes



15 Black | Matte White Acrylic Diffuser



20 Polished Nickel | Matte White Acrylic Diffuser



24 Satin Nickel | Matte White Acrylic Diffuser

- Unit mounts to deep 4" octagonal junction box  
or deep 4"x4" square junction box w/ single device mud ring
- Unit requires 2.5" deep junction box
- Driver mounts inside junction box

ITEM #	FINISH	DIMENSIONS	LAMPING	DRIVER
3-5000-XX	-15, -20, -24	5.125"(w) x 12.75"(h) x 4"(ext)	1 x 9w, 90CRI 3000k LED 1093 Initial Lumens @ 3000k	120V Triac dimming

# APOLLO



2-5104-24



2-5105-14

### Available Finishes

- 14 Polished Chrome | Matte White Acrylic Diffuser
- 24 Satin Nickel | Matte White Acrylic Diffuser

- Installs to 4" octagonal junction box
- Toolless access to lamps
- Approved for vertical or horizontal mounting
- Approved for wall applications only

ITEM #	FINISH	DIMENSIONS	LAMPING	BALLAST
2-5104-24 small	-24	25.25"(w) x 4.75"(h) x 3"(ext)	2 x 14w T5 linear fluorescent (mini bi-pin)	Electronic HPF, Rapid Start, Universal Voltage (120-277V)
2-5105-XX medium	-14, -24	37.25"(w) x 4.75"(h) x 3.75"(ext)	2 x 21w T5 linear fluorescent (mini bi-pin)	Electronic HPF, Rapid Start, Universal Voltage (120-277V)
2-5106-XX large	-14, -24	49"(w) x 4.75"(h) x 4"(ext)	2 x 28w T5 linear fluorescent (mini bi-pin)	Electronic HPF, Programmed Start, Universal Voltage (120-277V)





**3-524-24**




**3-524-14**



**3-525-22**

#### Available Finishes

 14 Polished Chrome | Matte White Acrylic Diffuser

 22 Oiled Bronze | Matte White Acrylic Diffuser

 24 Satin Nickel | Matte White Acrylic Diffuser

- Unit mounts to a deep 4"x4" junction box w/ single device mud ring
- Approved for horizontal or vertical mounting
- Approved for wall mount applications only
- Unit requires 2.5" deep junction box
- Driver mounts inside junction box
- 2700k, 3500k, 4000k color temperatures also available, contact oxygen for details

ITEM #	FINISH	DIMENSIONS	LAMPING	DRIVER
<b>3-524-XX</b> small	-14, -24	27.75"(w) x 2.75"(h) x 2.5"(ext)	2 x 10.1w, 90CRI 3000k LED 2770 Initial Lumens	120/277V 0-10V/Phase dimming
<b>3-525-XX</b> medium	-14, -22, -24	31.75"(w) x 2.75"(h) x 2.5"(ext)	2 x 12.1w, 90CRI 3000k LED 3324 Initial Lumens	120/277V 0-10V/Phase dimming
<b>3-526-XX</b> large	-14, -22, -24	54"(w) x 2.75"(h) x 2.5"(ext)	2 x 11.6w, 90CRI 3000k LED 3502 Initial Lumens	120/277V 0-10V/Phase dimming

# APOLLO



3-570-24


**Available Finish**

 24 Satin Nickel | Matte White Acrylic Diffuser

- Unit mounts to 4" octagonal junction box
- Approved for wall mount application only
- 2700k, 3500k, 4000k color temperatures also available for LED models, contact oxygen for details

ITEM #	FINISH	DIMENSIONS	LAMPING	DRIVER
3-570-24	-24	4.5"(w) x 16"(h) x 3.75"(ext)	1 x 10.1w, 90CRI 3000k LED 1385 Initial Lumens	120/277V 0-10V/Phase dimming

# ADAGIO



3-571-15



3-571-24

### Available Finishes

- 15 Black | Matte White Acrylic Diffuser
- 24 Satin Nickel | Matte White Acrylic Diffuser

- Unit mounts to deep 4"x4" square junction box w/ single device mud ring
- Approved for wall mount applications only
- Unit requires 2.5" deep junction box
- Driver mounts inside junction box
- 2700k, 3500k, 4000k color temperatures also available, contact oxygen for details

ITEM #	FINISH	DIMENSIONS	LAMPING	DRIVER
3-571-XX	-15, -24	26.75"(w) x 2.25"(h) x 2"(ext)	1 x 11.9w, 90CRI 3000k LED 1751 Initial Lumens	120/277V 0-10V/Phase dimming



3-536-40

# ADELPHI



3-536-22



3-555-24



3-537-40

## Available Finishes

- 15 Black | Matte White Acrylic Diffuser
- 22 Oiled Bronze | Matte White Acrylic Diffuser

- 24 Satin Nickel | Matte White Acrylic Diffuser
- 40 Aged Brass | Matte White Acrylic Diffuser


- Installs on 4" octagonal junction box
- Toolless access to lamp for fluorescent model
- Approved for vertical or horizontal mounting
- Approved for wall mount application only
- 2700k, 3500k, 4000k color temperatures also available for LED models, contact oxygen for details



ITEM #	FINISH	DIMENSIONS	LAMPING	BALLAST/DRIVER
2-5170-224	-24	24.25" (w) x 5.25" (h) x 3.5" (ext)	1 x 14w T5 fluorescent (mini bi-pin)	Electronic, HPF, Programmed Start, Universal Voltage (120-277V)
3-537-XX small	-15, -22, -24, -40	24.25" (w) x 4.75" (h) x 3.5" (ext)	1 x 11.6w, 90CRI 3000k LED 1751 Initial Lumens	120/277V 0-10V/Phase dimming.
3-555-XX medium	-15, -22, -24, -40	36" (w) x 4.75" (h) x 3.5" (ext)	2 x 11.6w, 90CRI 3000k LED 3502 Initial Lumens	120/277V 0-10V/Phase dimming.
3-536-XX large	-15, -22, -24, -40	46.375" (w) x 4.75" (h) x 3.5" (ext)	2 x 11.6w, 90CRI 3000k LED 3502 Initial Lumens	120/277V 0-10V/Phase dimming.



# FUGIT



3-5012-24



3-5013-15

### Available Finishes

- 15 Black | Matte White Acrylic Diffuser
- 20 Polished Nickel | Matte White Acrylic Diffuser
- 24 Satin Nickel | Matte White Acrylic Diffuser

- Unit mounts to deep 4" octagonal junction box or deep 4"x4" square junction box w/ single device mud ring
- Approved for vertical or horizontal mounting
- Approved for wall mount application only
- Unit requires 2.5" deep junction box
- Driver mounts inside junction box

ITEM #	FINISH	DIMENSIONS	LAMPING	DRIVER
3-5012-24 medium	-24	23.25"(w) x 4.5"(h) x 3.125"(ext)	2 x 9w, 90CRI 3000k LED 2186 Initial Lumens	120V Triac dimming
3-5013-XX large	-15, -20, -24	34.25"(w) x 4.5"(h) x 3.125"(ext)	2 x 13w, 90CRI 3000k LED 3154 Initial Lumens	120V Triac dimming



**3-5010-40**



**3-5010-24**



**3-5010-15**

#### Available Finishes

- 15 Black | Matte White Acrylic Diffuser
- 24 Satin Nickel | Matte White Acrylic Diffuser
- 20 Polished Nickel | Matte White Acrylic Diffuser
- 40 Aged Brass | Matte White Acrylic Diffuser


- Unit mounts to deep 4" octagonal junction box
- or deep 4"x4" square junction box w/ single device mud ring
- Unit requires 2.5" deep junction box
- Driver mounts inside junction box

ITEM #	FINISH	DIMENSIONS	LAMPING	DRIVER
<b>3-5010-XX</b>	-15, -20, -24, -40	4.5"(w) x 12.125"(h) x 3.125"(ext)	1 x 9w, 90CRI 3000k LED 1093 Initial Lumens	120V Triac dimming

# WAVE



3-5021-24



3-5022-15



3-5023-15

### Available Finishes

- 15 Black | Matte White Acrylic Diffuser
- 24 Satin Nickel | Matte White Acrylic Diffuser

- Unit mounts deep 4" octagonal junction box or deep 4"x4" square junction box w/ single device mud ring
- Approved for vertical or horizontal mounting
- Approved for wall mount application only
- Unit requires 2.5" deep junction box
- Driver mounts inside junction box


ITEM #	FINISH	DIMENSIONS	LAMPING	DRIVER
3-5021-XX small	-15, -24	17.625"(w) x 6.25"(h) x 3"(ext)	1 x 13w, 90CRI 3000k LED 1577 Initial Lumens	120V Triac dimming
3-5022-XX medium	-15, -24	23.25"(w) x 6.25"(h) x 3"(ext)	2 x 9w, 90CRI 3000k LED 2186 Initial Lumens	120V Triac dimming
3-5023-XX large	-15, -24	34.25"(w) x 6.25"(h) x 3"(ext)	2 x 13w, 90CRI 3000k LED 3154 Initial Lumens	120V Triac dimming



3-5020-24



3-5020-15



3-5020-40

#### Available Finishes



15 Black | Matte White Acrylic Diffuser



24 Satin Nickel | Matte White Acrylic Diffuser



40 Aged Brass | Matte White Acrylic Diffuser

- Unit mounts to deep 4" octagonal junction box  
or deep 4"x4" square junction box w/ single device mud ring
- Approved for vertical or horizontal mounting
- Unit requires 2.5" deep junction box
- Driver mounts inside junction box

ITEM #	FINISH	DIMENSIONS	LAMPING	DRIVER
3-5020-XX	-15, -24, -40	6.25"(w) x 12.125"(h) x 3"(ext)	1 x 9w, 90CRI 3000k LED 1093 Initial Lumens	120V Triac dimming

# ARCHER



3-575-24



3-575-20

### Available Finishes

- 20 Polished Nickel | Matte White Acrylic Diffuser
- 24 Satin Nickel | Matte White Acrylic Diffuser

- Unit mounts to deep 4"x4" square junction box w/ a single device mud ring
- Approved for wall mount application only
- Approved for vertical or horizontal mounting
- Unit requires 2.5" deep junction box
- Driver mounts inside junction box
- 2700k, 3500k, 4000k color temperatures also available, contact oxygen for details

ITEM #	FINISH	DIMENSIONS	LAMPING	DRIVER
3-575-XX	-20, -24	26.75"(w) x 2.25"(h) x 2.5"(ext)	1 x 11.9w, 90CRI 3000k LED 1751 Initial Lumens	120/277V 0-10V/Phase dimming



# BALANCE



**3-547-24**




**3-549-BP420**



**3-549-BP24**

## Available Finishes

-  20 Polished Nickel | Matte White Acrylic Diffuser
-  24 Satin Nickel | Matte White Acrylic Diffuser

- All units mount to deep 4"x4" square junction box w/ a single device mud ring or deep 4" octagonal junction box with optional accessory backplate
- Approved for horizontal mounting only
- Approved for wall mount application only
- Unit requires 2.5" deep junction box
- Driver mounts inside junction box
- 2700k, 3500k, 4000k color temperatures also available, contact oxygen for details

ITEM #	FINISH	DIMENSIONS	LAMPING	DRIVER
<b>3-547-XX</b> small	-20, -24	24.75"(w) x 2.5"(h) x 3.5"(ext)	1 x 11.9w, 90CRI 3000k LED 1751 Initial Lumens	120/277V 0-10V/Phase dimming
<b>3-547-XX-BP2XX</b> small w/ backplate	-20, -24	29"(w) x 4.5"(h) x 4"(ext)	1 x 11.9w, 90CRI 3000k LED 1751 Initial Lumens	120/277V 0-10V/Phase dimming
<b>3-549-XX</b> large	-20, -24	48.5"(w) x 2.5"(h) x 3.5"(ext)	2 x 11.9w, 90CRI 3000k LED 3502 Initial Lumens	120/277V 0-10V/Phase dimming
<b>3-549-XX-BP4XX</b> large w/ backplate	-20, -24	52.75"(w) x 4.5"(h) x 4"(ext)	2 x 11.9w, 90CRI 3000k LED 3502 Initial Lumens	120/277V 0-10V/Phase dimming

KIKO



3-545-20

Available Finish

20 Polished Nickel | Matte White Acrylic Diffuser

- Unit mounts to a deep 4"x4" junction box w/ single device mud ring
- Approved for wall mount applications only
- Unit requires 2.5" deep junction box
- Driver mounts inside junction box
- 2700k, 3500k, 4000k color temperatures also available, contact oxygen for details

ITEM #	FINISH	DIMENSIONS	LAMPING	DRIVER
3-545-20	-20	3.25"(w) x 12"(h) x 2.5"(ext)	1 x 10.1w, 90CRI 3000k LED 1385 Initial Lumens	120/277V 0-10V/Phase dimming

# PLATO



**3-534-20**



**3-534-20**

## Available Finish

20 Polished Nickel | Matte White Acrylic Diffuser

- Unit mounts to deep 4" octagonal junction box or a deep 4"x4" square junction box w/ single device mud ring
- Approved for vertical or horizontal mounting
- Approved for wall mount application only
- Unit requires 2.5" deep junction box
- Backplate includes additional mounting holes to mount directly to structure
- Driver mounts inside junction box
- 2700k, 3500k, 4000k color temperatures also available, contact oxygen for details

ITEM #	FINISH	DIMENSIONS	LAMPING	DRIVER
<b>3-534-20</b>	-20	26.5"(w) x 4.75"(h) x 3.375"(ext)	1 x 11.6w, 90CRI 3000k LED 1751 Initial Lumens	120/277V 0-10V/Phase dimming

# AXEL



3-552-20



3-552-20

### Available Finish

20 Polished Nickel | Matte White Acrylic Diffuser

- Unit mounts to a deep 4"x4" square junction box w/ a single device mud ring
- Approved for wall mount application only
- Approved for vertical or horizontal mounting
- Unit requires 2.5" deep junction box
- Driver mounts inside junction box
- 2700k, 3500k, 4000k color temperatures also available, contact oxygen for details

ITEM #	FINISH	DIMENSIONS	LAMPING	DRIVER
3-552-20	-20	29"(w) x 3.5"(h) x 2.75"(ext)	1 x 11.9w, 90CRI 3000k LED 1751 Initial Lumens	120/277V 0-10V/Phase dimming

# FUSE



**2-5134-24**



**3-544-24**

## Available Finish

24 Satin Nickel | Matte White Acrylic Diffuser

- Unit mounts to 4" octagonal junction box, with additional holes provided to mount direct to structure
- Approved for wall mount application only
- Toolless access to lamps for fluorescent model
- Approved for vertical or horizontal mounting
- Unit requires 2.5" deep junction box for 3-544-24
- Driver mounts inside junction box for 3-544-24
- Color temperature selector switch housed inside backplate on LED models

ITEM #	FINISH	DIMENSIONS	LAMPING	BALLAST/DRIVER
<b>2-5134-24</b>	-24	26"(w) x 5"(h) x 4"(ext)	2 x 17w T8 fluorescent (medium bi-pin)	Electronic, HPF, Instant Start, Universal Voltage (120V-277V)
<b>3-544-24</b>	-24	26"(w) x 5"(h) x 4"(ext)	2 x 10.1w, 90CRI 2700/3000/4000k CCT LED 2770 Initial Lumens @ 3000k	120/277V 0-10V/Phase dimming



# ZENITH



3-557-22







3-559-40



3-557-14

## Available Finishes

- |  |  |
|--|--|
|  14 Polished Chrome   Matte White Acrylic Diffuser |  24 Satin Nickel   Matte White Acrylic Diffuser |
|  22 Oiled Bronze   Matte White Acrylic Diffuser    |  40 Aged Brass   Matte White Acrylic Diffuser   |

- Unit mounts to 2"x3" junction box or 4"x4" square junction box w/ a single device mud ring
- Approved for vertical or horizontal mounting
- Approved for wall mount application only
- 2700k, 3500k, 4000k color temperatures also available, contact oxygen for details

ITEM #	FINISH	DIMENSIONS	LAMPING	DRIVER
3-557-XX small	-14, -22, -24, -40	24.25"(w) x 2.5"(h) x 3.25"(ext)	1 x 11.6w, 90CRI 3000k LED 1751 Initial Lumens	120/277V 0-10V/Phase dimming
3-559-XX large	-14, -22, -24, -40	47.75"(w) x 2.5"(h) x 3.25"(ext)	2 x 11.6w, 90CRI 3000k LED 3502 Initial Lumens	120/277V 0-10V/Phase dimming



# ZENITH



3-556-14



3-556-22



3-556-40  
shown with optional cover plate (Included)

**Available Finishes**

14 Polished Chrome | Matte White Acrylic Diffuser

22 Oiled Bronze | Matte White Acrylic Diffuser

40 Aged Brass | Matte White Acrylic Diffuser

- Unit mounts to deep 4" square junction box w/ single device mud ring or w/ optional cover plate deep 4" octagonal junction box
- Approved for wall mount applications only
- Unit requires 2.5" deep junction box
- Driver mounts inside junction box
- 2700k, 3500k, 4000k color temperatures also available, contact oxygen for details

ITEM #	FINISH	DIMENSIONS	LAMPING	DRIVER
3-556-XX	-14, -22, -40	3.5"(w) x 15.125"(h) x 3.5"(ext)	1 x 12.2w, 90CRI 3000k LED 1418 Initial Lumens	120V /277V 0-10V/Phase dimming

# SKYLINE



2-5131-24



2-5132-14

## Available Finishes

- 14 Polished Chrome | Matte White Acrylic Diffuser
- 24 Satin Nickel | Matte White Acrylic Diffuser

- Unit mounts to 2"x3" junction box, with additional holes for mounting direct to structure
- Approved for vertical or horizontal mounting
- Approved for wall mount application only
- Allow 6" to either end of fixture to facilitate mounting of back plate

ITEM #	FINISH	DIMENSIONS	LAMPING	BALLAST
<b>2-5131-XX</b> small	-14,-24	24"(w) x 3.25"(h) x 4"(ext)	1 x 14w T5 fluorescent (mini bi-pin)	Electronic, HPF, Programmed Start, Universal Voltage (120V - 277V)
<b>2-5132-14</b> medium	-14	36"(w) x 3.25"(h) x 4"(ext)	1 x 21w T5 fluorescent (mini bi-pin)	Electronic, HPF, Programmed Start, Universal Voltage (120V - 277V)



# ICON



3-511-24





**3-511-14**  
shown with optional cover plate (Included)







**3-511-22**



**3-511-40**

**Available Finishes**

-  14 Polished Chrome | Matte White Acrylic Diffuser
-  24 Satin Nickel | Matte White Acrylic Diffuser
-  22 Oiled Bronze | Matte White Acrylic Diffuser
-  40 Aged Brass | Matte White Acrylic Diffuser

- Unit mounts to 2"x3" junction box or deep 4"x4" square junction box w/ single device mud ring
- Supplied with 4.75"x6" cover plate for mounting to 4" octagonal junction box
- Approved for vertical mounting
- Approved for wall mount applications only
- 2700k, 3500k, 4000k color temperatures also available, contact oxygen for details

ITEM #	FINISH	DIMENSIONS	LAMPING	DRIVER
<b>3-511-XX</b>	-14, -22, -24, -40	3.25"(w) x 19.5"(h) x 2.5"(ext) w/o optional cover plate	1 x 10.1w, 90CRI 3000k LED 1662 Initial Lumens	120/277V 0-10V/Phase dimming

# HALO



3-515-24



3-515-25

### Available Finishes

- 14 Polished Chrome | Matte White Acrylic Diffuser
- 24 Satin Nickel | Matte White Acrylic Diffuser

- 25 Satin Copper | Matte White Acrylic Diffuser

- Unit mounts to horizontal 2"x3" junction box or a 4"x4" junction box
- Approved for vertical mounting
- Approved for wall mount applications only
- 2700k, 3500k, 4000k color temperatures also available, contact oxygen for details

ITEM #	FINISH	DIMENSIONS	LAMPING	DRIVER
3-535-XX small	-14, -24, -25	5.5"(w) x 12.625"(h) x 3.25"(ext)	1 x 10.1w, 90CRI 3000k LED 1385 Initial Lumens	120/277V 0-10V/Phase dimming
3-515-XX large	-24, -25	5.5"(w) x 18"(h) x 3.25"(ext)	1 x 10.1w, 90CRI 3000k LED 1662 Initial Lumens	120/277V 0-10V/Phase dimming

# REFLEX



**3-504-15**






**3-504-14**  
shown with optional cover plate (Included)



**3-504-40**  
shown with optional cover plate (Included)

## Available Finishes

 14 Polished Chrome   Perforated Metal Diffuser	 24 Satin Nickel   Perforated Metal Diffuser
 15 Black   Perforated Metal Diffuser	 40 Aged Brass   Perforated Metal Diffuser

- Unit mounts to 2" x 3" junction box
- Supplied with 4.75" x 6" cover plate for mounting to 4" octagonal junction box
- Approved for vertical mounting
- Approved for wall mount applications only

ITEM #	FINISH	DIMENSIONS	LAMPING
<b>3-504-XX</b>	-14, -15, -24, -40	4"(w) x 20"(h) x 3.5"(ext) w/o optional plate	2 x 7w MAX GU10 120V LED ONLY (lamps not included)

MIES



3-520-14



3-520-14  
shown with optional cover plate (included)

Available Finishes

14 Polished Chrome | Matte White Acrylic Diffuser

- Unit mounts to 2"x3" junction box
- Supplied with 4.75"x6" cover plate for mounting to 4" octagonal junction box
- Approved for vertical mounting
- Approved for wall mount applications only
- 2700k, 3500k, 4000k color temperatures also available, contact oxygen for details

ITEM #	FINISH	DIMENSIONS	LAMPING	DRIVER
3-520-14	-14	3"(w) x 21.75"(h) x 4"(ext) w/o optional cover plate	1 x 10.1w, 90CRI 3000k LED 1662 Initial Lumens	120/277V 0-10V/Phase dimming

# PROFILE



**3-517-14**  
shown with optional cover plate (Included)

**Available Finishes**

14 Polished Chrome | Matte White Acrylic Diffuser

- Unit mounts to 2" x 3" junction box
- Supplied with 4.75" x 6" cover plate for mounting to 4" octagonal junction box
- Approved for vertical mounting
- Approved for wall mount applications only
- 2700k, 3500k, 4000k color temperatures also available, contact oxygen for details

ITEM #	FINISH	DIMENSIONS	LAMPING	DRIVER
3-517-14	-14	4.5"(w) x 16"(h) x 3"(ext) w/o optional plate	2 x 12.2w, 90CRI 3000k LED 3324 Initial Lumens	120/277V 0-10V/Phase dimming



# DARIO



3-400-640



3-400-1524



3-400-1540



3-400-1541

Available Finishes

- 640 White/Aged Brass | Matte White Acrylic Diffuser
- 1524 Black/Satin Nickel | Matte White Acrylic Diffuser
- 1540 Black/Aged Brass | Matte White Acrylic Diffuser
- 1541 Black/Weathered Oak | Matte White Acrylic Diffuser

- Unit mounts to deep 4" octagonal junction box or deep 4"x4" square junction box w/ single device mud ring for large backplate
- Approved for wall mount applications only
- Unit requires 2.5" deep junction box
- Driver mounts inside junction box
- 2700k, 3500k, 4000k color temperatures also available, contact oxygen for details

ITEM #	FINISH	DIMENSIONS	LAMPING	DRIVER
3-400-XXX	-640, -1524, -1540, -1541	4.25"(w) x 16"(h) x 3.25"(ext)	2 x 3w, 90CRI 3000k LED 445 Initial Lumens	120V/277V 0-10V/Phase dimming

# GUAPO



3-401-1541



3-401-24







3-401-640



3-401-40

## Available Finishes

 24 Satin Nickel   Matte White Acrylic Diffuser	 640 White/Aged Brass   Matte White Acrylic Diffuser
 40 Aged Brass   Matte White Acrylic Diffuser	 1541 Black/Weathered Oak   Matte White Acrylic Diffuser

- Unit mounts to deep 4" octagonal junction box or deep 4"x4" square junction box w/ single device mud ring for large backplate
- Approved for wall mount applications only
- Unit requires 2.5" deep junction box
- Driver mounts inside junction box
- 2700k, 3500k, 4000k color temperatures also available, contact oxygen for details

ITEM #	FINISH	DIMENSIONS	LAMPING	DRIVER
3-401-XXX	-24, -40, -640, -1541	4.25"(w) x 16"(h) x 3.25"(ext)	2 x 3w, 90CRI 3000k LED 445 Initial Lumens	120V/277V 0-10V/Phase dimming

# FAVERO



3-402-24



3-402-40

Available Finishes

- 24 Satin Nickel/Walnut | Matte White Acrylic Diffuser
- 40 Aged Brass/Walnut | Matte White Acrylic Diffuser

- Unit mounts to deep 4" octagonal junction box or deep 4"x4" square junction box w/ single device mud ring
- Unit requires 2.5" deep junction box
- Driver mounts inside junction box
- 2700k, 3500k, 4000k color temperatures also available, contact oxygen for details

ITEM #	FINISH	DIMENSIONS	LAMPING	DRIVER
3-402-XX	-24, -40	4.75"(w) x 16.5"(h) x 3.125"(ext)	2 x 3w, 90CRI 3000k LED 445 Initial Lumens	120/277V 0-10V/Phase dimming



3-402-24

# EPOCH



3-564-240



3-564-124



3-564-122

## Available Finishes



122 Oiled Bronze | White Cotton Diffuser



224 Satin Nickel | Matte White Acrylic Diffuser



222 Oiled Bronze | Matte White Acrylic Diffuser



140 Aged Brass | White Cotton Diffuser



124 Satin Nickel | White Cotton Diffuser



240 Aged Brass | Matte White Acrylic Diffuser

-Mount to deep 4" octagonal junction box or a deep 4"x4" square junction box w/ single device mud ring

-Require 2.5" deep junction box

-Driver mounts inside junction box

-2700k, 3500k, 4000k color temperatures also available, contact oxygen for details

ITEM #	FINISH	DIMENSIONS	LAMPING	DRIVER
3-564-XX	-122, -124, -140 -222, -224, -240	5.25"(w) x 15.75"(h) x 3.75"(ext)	1 x 10.1w, 90CRI 3000k LED 1385 Initial Lumens	120/277V 0-10V/Phase dimming.



# BEACON







3-587-295



3-587-124

## Available Finishes

 124 Satin Nickel   White Cotton Shade	 195 Old World   White Cotton Shade
 224 Satin Nickel   Matte White Acrylic Diffuser	 295 Old World   Matte White Acrylic Diffuser

- Unit mounts to 4" octagonal junction box
- Unit requires 2.5" deep junction box
- Driver mounts inside junction box
- 2700k, 3500k, 4000k color temperatures also available for LED models, contact oxygen for details

ITEM #	FINISH	DIMENSIONS	LAMPING	DRIVER
3-587-XXX	-124, -195, -224, -295	7"(w) x 16.5"(h) x 4"(ext)	1 x 10.1w, 90CRI 3000k LED 1385 Initial Lumens	120V/277V 0-10V/Phase dimming

# CHAMELEON






3-521-40



3-521-14

**Available Finishes**

-  14 Polished Chrome | Matte White Acrylic Diffuser
-  40 Aged Brass | Matte White Acrylic Diffuser
-  24 Satin Nickel | Matte White Acrylic Diffuser

- Unit mounts to deep 4" octagonal junction box
- Unit requires 2.5" deep junction box
- Driver mounts inside junction box
- 2700k, 3500k, 4000k color temperatures also available, contact oxygen for details

ITEM #	FINISH	DIMENSIONS	LAMPING	DRIVER
3-521-XX	-14, -24, -40	8"(w) x 11.75"(h) x 4"(ext)	1 x 10.1w, 90CRI 3000k LED 1385 Initial Lumens	120/277V 0-10V/Phase dimming.



**3-514-40**



**3-514-22**

#### Available Finishes

- 14 Polished Chrome | Matte White Acrylic Diffuser
- 24 Satin Nickel | Matte White Acrylic Diffuser
- 22 Oiled Bronze | Matte White Acrylic Diffuser
- 40 Aged Brass | Matte White Acrylic Diffuser

- Unit mounts to 4" octagonal junction box
- Unit requires 2.5" deep junction box
- Driver mounts inside junction box
- 2700k, 3500k, 4000k color temperatures also available, contact oxygen for details

ITEM #	FINISH	DIMENSIONS	LAMPING	DRIVER
<b>3-514-XX</b>	-14, -22, -24, -40	11.5"(w) x 11.25"(h) x 4"(ext)	1 x 10.1w, 90CRI 3000k LED 1385 Initial Lumens	120/277V 0-10V/Phase dimming.

# BOLO



3-553-15



3-553-40



3-553-24

**Available Finishes**

-  15 Black | Matte White Acrylic Diffuser
-  24 Satin Nickel | Matte White Acrylic Diffuser
-  40 Aged Brass | Matte White Acrylic Diffuser

- Unit mounts to deep 4"x4" square junction box w/ single device mud ring
- Supplied with two cover plate options: 4.75" x 6" & 2.75" x 4.75" for mounting to single device mud ring
- Approved for wall mount applications only
- Unit requires 2.5" deep junction box
- Driver mounts inside junction box

ITEM #	FINISH	DIMENSIONS	LAMPING	DRIVER
3-553-XX	-15, -24, -40	2.75"(w) x 18.5"(h) x 3.5"(ext) w/o small cover plate	1 x 12.1w, 90CRI 3000k LED 1478 Initial Lumens	120V/277V 0-10V/Phase dimming

# ARENA



**3-5014-6**



**3-5014-15**

## Available Finishes

- 6 White | Matte White Etched Acrylic Diffuser
- 15 Black | Matte White Etched Acrylic Diffuser

- Unit mounts to 4" octagonal junction box
- Approved for wall mount application only
- Driver mounts inside canopy
- Color temperature selector switch housed inside backplate

ITEM #	FINISH	DIMENSIONS	LAMPING	DRIVER
<b>3-5014-XX</b>	-6, -15	8"(w) x 11.25"(h) x 4"(ext)	1 x 14w, 90CRI 3000/3500/4000k CCT LED 980 Initial Lumens @ 3000k	120V Triac dimming



# PATHWAYS



3-523-224



3-523-295

**Available Finishes**

- 24 Satin Nickel | Matte White Acrylic Diffuser
- 95 Old World | Matte White Acrylic Diffuser

- Unit mounts to 4" octagonal junction box
- Approved for wall mount applications only
- 2700k, 3500k, 4000k color temperatures also available, contact oxygen for details

ITEM #	FINISH	DIMENSIONS	LAMPING	DRIVER
3-523-2XX	-24, -95	13.75"(w) x 15"(h) x 3.75"(ext)	1 x 10.1w, 90CRI 3000k LED 1385 Initial Lumens	120/277V 0-10V/Phase dimming

# POLARIS



3-522-24



3-522-24

## Available Finish

24 Satin Nickel | Matte White Acrylic Diffuser

- Unit mounts to 4" octagonal junction box
- Approved for wall mount applications only
- 2700k, 3500k, 4000k color temperatures also available, contact oxygen for details

ITEM #	FINISH	DIMENSIONS	LAMPING	DRIVER
3-522-24	-24	5.75"(w) x 20.5"(h) x 4"(ext)	1 x 10.1w, 90CRI 3000k LED 1662 Initial Lumens	120/277V 0-10V/Phase dimming

# SIREN



3-563-124



3-563-224

**Available Finishes**

- 124 Satin Nickel | White Opal Glass Diffuser
- 224 Satin Nickel | Matte White Acrylic Diffuser

- Unit mounts to 4" octagonal junction box
- Approved for wall mount application only
- 2700k, 3500k, 4000k color temperatures also available, contact oxygen for details

ITEM #	FINISH	DIMENSIONS	LAMPING	DRIVER
3-563-124 (glass)	-24	7.75"(w) x 12.5"(h) x 4"(ext)	1 x 10.1w, 90CRI 3000k LED 1385 Initial Lumens	120/277V 0-10V/Phase dimming
3-563-224 (acrylic)	-24	7.75"(w) x 12.5"(h) x 4"(ext)	1 x 10.1w, 90CRI 3000k LED 1385 Initial Lumens	120/277V 0-10V/Phase dimming

# SONGBIRD



3-589-124



3-589-124

## Available Finish



124 Satin Nickel | Matte Opal Glass Diffuser

- All units mount to vertical 2"x3" or 4" octagonal junction box
- Approved for wall mount application only
- 2700k, 3500k, 4000k color temperatures also available, contact oxygen for details

ITEM #	FINISH	DIMENSIONS	LAMPING	DRIVER
3-589-124	-24	6"(w) x 17"(h) x 4"(ext)	1 x 10.1w, 90CRI 3000k LED 1385 Initial Lumens	120/277V 0-10V/Phase dimming

# OLIO



3-538-22



3-538-24

**Available Finishes**

- 22 Oiled Bronze | Matte Opal Glass Diffuser
- 24 Satin Nickel | Matte Opal Glass Diffuser

- Unit mounts to deep 4" octagonal junction box or deep 4"x4" square junction box
- Approved for wall applications only
- Unit requires 2.5" deep junction box
- Driver mounts inside junction box.
- 2700k, 3500k, 4000k color temperatures also available, contact oxygen for details

ITEM #	FINISH	DIMENSIONS	LAMPING	DRIVER
3-538-XX	-22, -24	7"(w) x 5.5"(h) x 4"(ext)	1 x 10.1w, 90CRI 3000k LED 1385 Initial Lumens	120/277V 0-10V/Phase dimming





3-539-24

#### Available Finish

24 Satin Nickel | Matte Opal Glass Diffuser

- Unit mounts to deep 4" octagonal junction box or deep 4"x4" square junction box
- Approved for wall applications only
- Unit requires 2.5" deep junction box
- Driver mounts inside junction box
- 2700k, 3500k, 4000k color temperatures also available, contact oxygen for details

ITEM #	FINISH	DIMENSIONS	LAMPING	DRIVER
3-539-24	-24	7"(w) x 11"(h) x 4"(ext)	2 x 10.1w, 90CRI 3000k LED 2770 Initial Lumens	120/277V 0-10V/Phase dimming

# VELA



3-527-20



3-527-22

Available Finishes

20 Polished Nickel | Matte White Acrylic Diffuser

22 Oiled bronze | Matte White Acrylic Diffuser

24 Satin Nickel | Matte White Acrylic Diffuser

- Unit mounts to deep 4" octagonal junction box
- Approved for wall mount applications only
- Unit requires 2.5" deep junction box
- Driver mounts inside junction box
- 2700k, 3500k, 4000k color temperatures also available, contact oxygen for details

ITEM #	FINISH	DIMENSIONS	LAMPING	DRIVER
3-527-XX	-20, -22, -24	6.875"(w) x 12"(h) x 4"(ext)	2 x 10.1w, 90CRI 3000k LED 2770 Initial Lumens	120/277V 0-10V/Phase dimming

# ZETA



3-530-22



3-530-24

## Available Finishes

- 22 Oiled Bronze | Matte White Acrylic Diffuser
- 24 Satin Nickel | Matte White Acrylic Diffuser

- Unit mounts to deep 4" octagonal or deep 4"x4" square junction box w/ single device mud ring
- Unit requires 2.5" deep junction box
- Driver mounts inside junction box
- Approved for wall and ceiling mount applications
- 2700k, 3500k, 4000k color temperatures also available, contact oxygen for details

ITEM #	FINISH	DIMENSIONS	LAMPING	DRIVER
3-530-XX	-22, -24	6.75"(w) x 7.75"(h) x 4"(ext)	1 x 8.2w, 90CRI 3000k LED 1385 Initial Lumens	120/277V 0-10V/Phase dimming

# ZEEPERS



3-560-24



3-560-40



3-560-22

#### Available Finishes

22 Oiled Bronze | Matte White Acrylic Diffuser

24 Satin Nickel | Matte White Acrylic Diffuser

40 Aged Brass | Matte White Acrylic Diffuser

- Unit mounts to deep 4" octagonal or deep 4"x4" square junction box w/ single device mud ring
- Unit requires 2.5" deep junction box
- Driver mounts inside junction box
- Approved for wall and ceiling mount applications
- 2700k, 3500k, 4000k color temperatures also available, contact oxygen for details

ITEM #	FINISH	DIMENSIONS	LAMPING	DRIVER
3-560-XX	-22, -24, -40	4.75"(w) x 4.75"(h) x 3.875"(ext)	1 x 10.1w, 90CRI 3000k LED 1385 Initial Lumens	120/277V 0-10V/Phase dimming



# PEEPERS



3-600-40



3-600-24

**Available Finishes**

- 24 Satin Nickel | Matte White Acrylic Diffuser
- 40 Aged Brass | Matte White Acrylic Diffuser

- Unit mounts to deep 4" octagonal junction box
- Unit requires 2.5" deep junction box
- Driver mounts inside junction box
- Approved for ceiling and wall mounted applications
- 2700k, 3500k, 4000k color temperatures also available, contact oxygen for details


ITEM #	FINISH	DIMENSIONS	LAMPING	DRIVER
3-600-XX	-24, -40	4.75"(w) x 2"(h)	1 x 10.1w, 90CRI 3000k LED 1385 Initial Lumens	120/277V 0-10V/Phase dimming



**32-601-20**





**32-601-24**



**32-601-40**

#### Available Finishes

 20 Polished Nickel | Matte White Acrylic Diffuser

 24 Satin Nickel | Matte White Acrylic Diffuser

 40 Aged Brass | Matte White Acrylic Diffuser

-Unit mounts to 4" octagonal or 2"x3" junction box

-Approved for ceiling and wall mounted applications

-2700k, 3500k, 4000k color temperatures also available, contact oxygen for details

ITEM #	FINISH	DIMENSIONS	LAMPING	DRIVER
<b>32-601-XX</b>	-20, -24, -40	10.25"(w) x 3.375"(h)	1 x 18.2w, 90CRI 3000k LED 3534 Initial Lumens	120/277V 0-10V dimming

# ELITE



**3-644-22**



**3-645-15**



**3-645-6**

## Available Finishes

6 White | Matte White Acrylic Diffuser

22 Oiled Bronze | Matte White Acrylic Diffuser

15 Black | Matte White Acrylic Diffuser

24 Satin Nickel | Matte White Acrylic Diffuser

-Unit mounts to 4" octagonal junction box

-Approved for ceiling and wall mounted applications

ITEM #	FINISH	DIMENSIONS	LAMPING	DRIVER
<b>3-644-XX</b>	-22, -24	5.5"(dia) x 1"(h)	1 x 11w, 90CRI 3000k LED 910 Initial Lumens	120V Triac dimming
<b>3-645-XX</b>	-6, -15, -22, -24	7"(dia) x 1"(h)	1 x 13w, 90CRI 3000k LED 1190 Initial Lumens	120V Triac dimming

# ZURI



**32-630-15**



**32-630-40**



**32-631-24**

## Available Finishes

- 15 Black | Satin Opal Glass Diffuser
- 24 Satin Nickel | Satin Opal Glass Diffuser
- 40 Aged Brass | Satin Opal Glass Diffuser

- Unit mounts to deep 4" octagonal junction box or deep 4"x4" square junction box w/ single device mud ring
- Approved for ceiling mount applications only
- Unit requires 2.5" deep junction box
- Driver mounts inside junction box
- 2700k, 3500k, 4000k color temperatures also available, contact oxygen for details

ITEM #	FINISH	DIMENSIONS	LAMPING	DRIVER
<b>32-630-XX</b>	-15, -24, -40	7.25"(w) x 3"(h)	1 x 10.1w, 90CRI 3000k LED 1385 Initial Lumens	120V/277V 0-10V/Phase dimming
<b>32-631-XX</b>	-15, -24, -40	11.25"(w) x 3.5"(h)	1 x 20.7w, 90CRI 3000k LED 2770 Initial Lumens	120V/277V 0-10V/Phase dimming

# JOURNEY



3-626-14



3-622-24



3-624-14



3-622-15

Available Finishes

- 14 Polished Chrome | Matte Opal Glass Diffuser
- 14 Polished Chrome | Matte White Acrylic Diffuser
- 15 Black | Matte Opal Glass Diffuser
- 24 Satin Nickel | Matte Opal Glass Diffuser
- 24 Satin Nickel | Matte White Acrylic Diffuser

-Unit mounts to 4" octagonal junction box  
-Approved for ceiling mount applications only  
-2700k, 3500k, 4000k color temperatures also available, contact oxygen for details

ITEM #	FINISH	DIMENSIONS	LAMPING	DRIVER
3-622-XX small (glass)	-15, -24	11"(w) x 4.5"(h)	1 x 10.1w, 90CRI 3000k LED 1385 Initial Lumens	120/277V 0-10V/Phase dimming
3-623-XX medium (glass)	-14, -15, -24	14"(w) x 4.5"(h)	1 x 10.1w, 90CRI 3000k LED 1385 Initial Lumens	120/277V 0-10V/Phase dimming
3-624-XX medium (glass)	-14, -15, -24	14"(w) x 4.5"(h)	2 x 10.1w, 90CRI 3000k LED 2770 Initial Lumens	120/277V 0-10V/Phase dimming
3-626-14 medium (acrylic)	-14	14"(w) x 4.5"(h)	2 x 10.1w, 90CRI 3000k LED 2770 Initial Lumens	120/277V 0-10V/Phase dimming



# ORACLE



3-618-22








3-619-14



3-620-15

## Available Finishes

 14 Polished Chrome   Matte White Acrylic Diffuser	 24 Satin Nickel   Matte White Acrylic Diffuser
 15 Black   Matte White Acrylic Diffuser	 40 Aged Brass   Matte White Acrylic Diffuser
 22 Oiled Bronze   Matte White Acrylic Diffuser	

-Unit mounts to 4" octagonal junction box

-Approved for wall or ceiling mount applications

-2700k, 3500k, 4000k color temperatures also available, contact oxygen for details

ITEM #	FINISH	DIMENSIONS	LAMPING	DRIVER
<b>3-618-XX</b> small	-14, -15, -22, -24, -40	10.5"(w) x 3.5"(h)	1 x 10.1w, 90CRI 3000k LED 1385 Initial Lumens	120/277V 0-10V/Phase dimming
<b>3-619-XX</b> medium	-14, -15, -22, -24	17.75"(w) x 4.25"(h)	1 x 10.1w, 90CRI 3000k LED 1385 Initial Lumens	120/277V 0-10V/Phase dimming
<b>3-620-XX</b> medium	-14, -15, -22, -24	17.75"(w) x 4.25"(h)	2 x 10.1w, 90CRI 3000k LED 2770 Initial Lumens	120/277V 0-10V/Phase dimming

# DIONE



32-665-24



32-664-24

**Available Finish**

24 Satin Nickel | Frosted Glass Diffuser

- Units mount to 4" octagonal junction box
- Approved for wall or ceiling mount applications
- 2700k, 3500k, 4000k color temperatures also available, contact oxygen for details

ITEM #	FINISH	DIMENSIONS	LAMPING	DRIVER
32-664-24 small	-24	15"(w) x 2.25"(h)	1 x 9.9w, 90CRI 3000k LED 1767 Initial Lumens	120/277V 0-10V dimming
32-665-24 large	-24	21"(w) x 2.25"(h)	1 x 20.7w, 90CRI 3000k LED 3534 Initial Lumens	120/277V 0-10V dimming

# RHYTHM



2-648-6



3-649-6

## Available Finish

6 White | Matte White Acrylic Diffuser

- Unit mounts to 4" octagonal junction box
- Approved for wall or ceiling mount applications
- Color temperature selector switch housed inside canopy

ITEM #	FINISH	DIMENSIONS	LAMPING	BALLAST/DRIVER
<b>2-6139-6</b> large	-6	14"(w) x 2.75"(h)	22w + 32w T9 circline fluorescent (G10Q)	Electronic HPF, instant start, 120V
<b>3-648-6</b> small	-6	10"(w) x 3"(h)	1 x 10.1w, 90CRI 2700/3000/4000k CCT LED 1385 Initial Lumens @ 3000k	120/277V 0-10V/Phase dimming
<b>3-649-6</b> large	-6	14"(w) x 2.75"(h)	2 x 10.1w, 90CRI 2700/3000/4000k CCT LED 2770 Initial Lumens @ 3000k	120/277V 0-10V/Phase dimming

# ALTAIR



3-333-15



3-333-22



3-332-6

**Available Finishes**

- 6 White | Matte White Glass Diffuser
- 15 Black | Matte White Glass Diffuser
- 22 Oiled Bronze | Matte White Glass Diffuser
- 24 Satin Nickel | Matte White Glass Diffuser

-Unit mounts to 4" octagonal junction box  
-Approved for ceiling and wall mounted applications

ITEM #	FINISH	DIMENSIONS	LAMPING	DRIVER
3-332-XX	-6, -15, -22, -24	5.75"(w) x 1"(h)	1 x 10.5w, 90CRI 3000k LED 728 Initial Lumens	120V Triac dimming
3-333-XX	-6, -15, -22, -24	7.125"(w) x 1"(h)	1 x 13.5w, 90CRI 3000k LED 1213 Initial Lumens	120V Triac dimming
3-334-XX	-6, -15, -22, -24	9.125"(w) x 1"(h)	1 x 18.5w, 90CRI 3000k LED 1612 Initial Lumens	120V Triac dimming





# PYXIS



**3-610-24**



**3-610-22**



**3-610-40**

## Available Finishes

22 Oiled Bronze | Matte White Acrylic Diffuser

24 Satin Nickel | Matte White Acrylic Diffuser

40 Aged Brass | Matte White Acrylic Diffuser

-Unit mounts to deep 4" octagonal junction box

-Unit requires 2.5" deep junction box

-Driver mounts inside junction box

-Approved for ceiling and wall mounted applications

-2700k, 3500k, 4000k color temperatures also available, contact oxygen for details

ITEM #	FINISH	DIMENSIONS	LAMPING	DRIVER
<b>3-610-XX</b>	-22, -24, -40	4.875"(w) x 2"(h)	1 x 10.1w, 90CRI 3000k LED 1385 Initial Lumens	120/277V 0-10V/Phase dimming.



32-612-40

**Available Finish**

40 Aged Brass | Matte White Acrylic Diffuser

- Unit mounts to 4" octagonal or 2"x3" junction box
- Approved for ceiling and wall mounted applications
- 2700k, 3500k, 4000k color temperatures also available, contact oxygen for details

ITEM #	FINISH	DIMENSIONS	LAMPING	DRIVER
32-612-40	-40	10.25"(w) x 3.25"(h)	1 x 22.2w, 90CRI 3000k LED 3024 Initial Lumens	120/277V 0-10V dimming

# MODULO



3-683-24



3-683-24



3-683-40

#### Available Finishes

- 24 Satin Nickel | Matte White Acrylic Diffuser
- 40 Aged Brass | Matte White Acrylic Diffuser

-Unit mounts to 4" octagonal junction box  
-Approved for ceiling mount applications only  
-2700k, 3500k, 4000k color temperatures also available, contact oxygen for details

ITEM #	FINISH	DIMENSIONS	LAMPING	DRIVER
3-683-XX large	-24, -40	16"(w) x 4.75"(h)	2 x 10.1w, 90CRI 3000k LED 2770 Initial Lumens	120/277V 0-10V/Phase dimming



**MIRRORS**





# ARGO MIRROR

NEW

UL  
damp

ETL  
LISTED US

CCT



Infrared (no-touch) on/off switch

3-1402-55



3-1401-15

#### Available Finishes

- 15 Black
- 55 Brushed Brass

- 360 Degree Ambient Wall Lighting
- Aluminum Frame
- Infrared (No-Touch) On/Off Switch
- 5MM Thick Mirror with Safety Film Backing
- IP44 Rated
- 7-Year Warranty
- Designed in Italy

ITEM #	FINISH	DIMENSIONS	LAMPING	DRIVER
<b>3-1401-XX</b>	-15, -55	22"(w) x 36"(h) x 1.5"(ext)	1 x 24w, 85CRI 3000-6000k Dimmable CCT LED 2256 Initial Lumens	120V IP44 rated
<b>3-1402-XX</b>	-15, -55	22"(w) x 48"(h) x 1.5"(ext)	1 x 30w, 85CRI 3000-6000k Dimmable CCT LED 2832 Initial Lumens	120V IP44 rated

# AVIOR ARCH MIRROR



3-0105-55





3-0105-15

#### Available Finishes

- 15 Black
- 55 Brushed Brass

- Frame Lit Arched LED Mirror
- Integrated LED Frame Lighting (Indirect)
- Featuring Our Exclusive GHOST FRAME Technology
- 360 Degree Ambient Wall Lighting
- Integrated Defogger
- 5MM Thick Mirror with Safety Film Backing
- IP44 Rated
- 7-Year Warranty
- Designed in Italy

ITEM #	FINISH	DIMENSIONS	LAMPING	DRIVER
3-0105-XX	-15, -55	24"(w) x 36"(h) x 1.25"(ext)	1 x 72w, 85CRI 3000/4000/6000k Dimmable CCT LED 2448 Initial Lumens	120V IP44 rated
3-0106-XX	-15, -55	32"(w) x 40"(h) x 1.25"(ext)	1 x 93w, 85CRI 3000/4000/6000k Dimmable CCT LED 2976 Initial Lumens	120V IP44 rated



# AVIOR MIRROR




Infrared (no-touch) on/off switch



Shown with optional shelf (included)

3-0103-15



#### Available Finish

15 Black

#### 3-010x-15 - Avior (rectangle)

- Matte Black Aluminum Frame Featuring Rounded Corners
- Integrated LED Frame Lighting (Indirect)
- Featuring Our Exclusive GHOST FRAME Technology
- Optional Aluminum Shelf
- Infrared (No-Touch) On/Off Switch
- Integrated Defogger
- 5MM Thick Mirror with Safety Film Backing
- Horizontal or Vertical Mounting
- 7-Year Warranty
- Designed in Italy

#### 3-020x-15 - Avior (round)

- Matte Black Aluminum Frame
- Integrated LED Frame Lighting (Indirect)
- Featuring Our Exclusive GHOST FRAME Technology
- Touch Button On/Off Switch
- Integrated Defogger
- 5MM Thick Mirror with Safety Film Backing
- 7-Year Warranty
- Designed in Italy



ITEM #	FINISH	DIMENSIONS	LAMPING	DRIVER
<b>3-0101-15</b>	-15	18"(w) x 24"(h) x 1.625"(ext)	1 x 26.7w, 85CRI 3000-6000k Dimmable CCT LED 948 Initial Lumens	120V IP44 rated
<b>3-0102-15</b>	-15	24"(w) x 36"(h) x 1.625"(ext)	1 x 50.8w, 85CRI 3000-6000k Dimmable CCT LED 1386 Initial Lumens	120V IP44 rated
<b>3-0103-15</b>	-15	36"(w) x 36"(h) x 1.625"(ext)	1 x 58.7w, 85CRI 3000-6000k Dimmable CCT LED 1680 Initial Lumens	120V IP44 rated
<b>3-0104-15</b>	-15	48"(w) x 36"(h) x 1.625"(ext)	1 x 72.3w, 85CRI 3000-6000k Dimmable CCT LED 1974 Initial Lumens	120V IP44 rated
<b>3-0201-15</b> 30" round	-15	30"(dia) x 1.625"(ext)	1 x 48w, 85CRI 3000-6000k Dimmable CCT LED 1146 Initial Lumens	120V IP44 rated
<b>3-0202-15</b> 36" round	-15	36"(dia) x 1.625"(ext)	1 x 50.7w, 85CRI 3000-6000k Dimmable CCT LED 1374 Initial Lumens	120V IP44 rated
<b>3-0203-15</b> 48" round	-15	48"(dia) x 1.625"(ext)	1 x 99.8w, 85CRI 3000-6000k Dimmable CCT LED 1836 Initial Lumens	120V IP44 rated

# CASSIOPEA MIRROR



3-1801-15





#### Available Finish

■ 15 Black

- Matte Black Aluminum Frame
- Integrated Shelf with Wireless Charging Capabilities
- 360 Degree Ambient Wall Lighting
- Integrated Defogger
- 5MM Thick Mirror with Safety Film Backing
- IP44 Rated
- 7-Year Warranty
- Designed in Italy

ITEM #	FINISH	DIMENSIONS	LAMPING	DRIVER
<b>3-1801-15</b>	-15	24"(w) x 30"(h) x 1.5"(ext)	1 x 32w, 85CRI 3000-6000k Dimmable CCT LED 1776 Initial Lumens	120V IP44 rated

# CASTORE MIRROR



3-0902-15

Wireless charging capability





#### Available Finish

15 Black

- Matte Black Aluminum Frame
- Integrated Shelf with Wireless Charging Capabilities
- Integrated LED Lighting (Direct), Featuring Our Exclusive GHOST LIGHT Technology
- Illuminated Touch Button On/Off Switch
- 360 Degree Ambient Wall Lighting
- Integrated Defogger
- 5MM Thick Mirror with Safety Film Backing
- 7-Year Warranty
- Designed in Italy

ITEM #	FINISH	DIMENSIONS	LAMPING	DRIVER
<b>3-0901-15</b>	-15	20"(w) x 32"(h) x 4.75"(ext)	1 x 46.8w, 85CRI 3000/6000k Dimmable CCT LED 3571 Initial Lumens	120V IP44 rated
<b>3-0902-15</b>	-15	24"(w) x 32"(h) x 4.75"(ext)	1 x 59.1w, 85CRI 3000/6000k Dimmable CCT LED 4032 Initial Lumens	120V IP44 rated
<b>3-0903-15</b>	-15	32"(w) x 32"(h) x 4.75"(ext)	1 x 77.9w, 85CRI 3000/6000k Dimmable CCT LED 4953 Initial Lumens	120V IP44 rated

# COMPACT MIRROR



3-0402-15



**3-0403-15**

Touch button on/off switch


#### Available Finish

■ 15 Black

- Low Profile Matte Black Aluminum Frame Featuring Rounded Corners
- Integrated LED Lighting (Direct), Featuring Our Exclusive GHOST LIGHT Technology
- 360 Degree Ambient Wall Lighting
- Touch Button On/Off Switch
- Integrated Defogger
- 5MM Thick Mirror with Safety Film Backing
- Horizontal or Vertical Mounting
- 7-Year Warranty
- Designed in Italy

ITEM #	FINISH	DIMENSIONS	LAMPING	DRIVER
<b>3-0401-15</b>	-15	36"(w) x 24"(h) x 1"(ext)	1 x 78w, 85CRI 3000/4000/6000k Dimmable CCT LED 2520 Initial Lumens	120V IP44 rated
<b>3-0402-15</b>	-15	36"(w) x 36"(h) x 1"(ext)	1 x 102.7w, 85CRI 3000/4000/6000k Dimmable CCT LED 3096 Initial Lumens	120V IP44 rated
<b>3-0403-15</b>	-15	48"(w) x 36"(h) x 1"(ext)	1 x 124.5w, 85CRI 3000/4000/6000k Dimmable CCT LED 3696 Initial Lumens	120V IP44 rated
<b>3-0404-15</b>	-15	48"(w) x 48"(h) x 1"(ext)	1 x 165.1w, 85CRI 3000/4000/6000k Dimmable CCT LED 4296 Initial Lumens	120V IP44 rated
<b>3-0405-15</b>	-15	60"(w) x 42"(h) x 1"(ext)	1 x 170.7w, 85CRI 3000/4000/6000k Dimmable CCT LED 4584 Initial Lumens	120V IP44 rated


# DECA MIRROR



Touch button on/off switch

3-1003-15





#### Available Finish

■ 15 Black

- Exclusive Ten-Sided Matte Black Aluminum Frame
- Integrated LED Frame Lighting (Indirect), Featuring Our Exclusive GHOST FRAME Technology
- Selectable Light Output Levels Via Our Exclusive MODULAR LIGHT SYSTEM (MLS) Technology
- 360 Degree Ambient Wall Lighting
- Touch Button On/Off Switch
- Integrated Defogger
- 5MM Thick Mirror with Safety Film Backing
- 7-Year Warranty
- Designed in Italy

ITEM #	FINISH	DIMENSIONS	LAMPING	DRIVER
<b>3-1001-15</b>	-15	24"(dia) x 1.75"(ext)	1 x 39.4w, 85CRI 3000-6000k Dimmable CCT LED 2436 Initial Lumens	120V IP44 rated
<b>3-1002-15</b>	-15	30"(dia) x 1.75"(ext)	1 x 57.7w, 85CRI 3000-6000k Dimmable CCT LED 3108 Initial Lumens	120V IP44 rated
<b>3-1003-15</b>	-15	36"(dia) x 1.75"(ext)	1 x 75.7w, 85CRI 3000-6000k Dimmable CCT LED 3780 Initial Lumens	120V IP44 rated
<b>3-1004-15</b>	-15	48"(dia) x 1.75"(ext)	1 x 99.6w, 85CRI 3000-6000k Dimmable CCT LED 5064 Initial Lumens	120V IP44 rated



# DUSK MIRROR



Infrared (no-touch) on/off switch

3-0804-15



3-0802-15

#### Available Finish

15 Black

- Classic Matte Black Aluminum Frame
- Integrated LED Lighting (Direct) via Frosted Glass Diffusers
- Infrared (No-Touch) On/Off Switch
- Integrated Defogger
- 5MM Thick Mirror with Safety Film Backing
- Horizontal or Vertical Mounting
- 7-Year Warranty
- Designed in Italy

ITEM #	FINISH	DIMENSIONS	LAMPING	DRIVER
3-0801-15	-15	18"(w) x 24"(h) x 2.125"(ext)	1 x 32.8w, 85CRI 3000-6000k Dimmable CCT LED 1632 Initial Lumens	120V IP44 rated
3-0802-15	-15	24"(w) x 36"(h) x 2.125"(ext)	1 x 60.9w, 85CRI 3000-6000k Dimmable CCT LED 2496 Initial Lumens	120V IP44 rated
3-0803-15	-15	36"(w) x 36"(h) x 2.125"(ext)	1 x 66.9w, 85CRI 3000-6000k Dimmable CCT LED 3072 Initial Lumens	120V IP44 rated
3-0804-15	-15	48"(w) x 36"(h) x 2.125"(ext)	1 x 87.7w, 85CRI 3000-6000k Dimmable CCT LED 3648 Initial Lumens	120V IP44 rated

# GALAXY MIRROR



Infrared (no-touch) on/off switch

3-1103-0



#### Available Finish

0 Mirrored Glass

- Frameless Lighted Mirror
- 360 Degree Ambient Wall Lighting
- Infrared (No-Touch) On/Off Switch
- Integrated Defogger
- 5MM Thick Mirror with Safety Film Backing
- Horizontal or Vertical Mounting
- 7-Year Warranty
- Designed in Italy

ITEM #	FINISH	DIMENSIONS	LAMPING	DRIVER
<b>3-1101-0</b>	-0	36"(w) x 24"(h) x 1.25"(ext)	1 x 62.4w, 85CRI 3000-6000k Dimmable CCT LED 2640 Initial Lumens	120V IP44 rated
<b>3-1102-0</b>	-0	36"(w) x 36"(h) x 1.25"(ext)	1 x 68.4w, 85CRI 3000-6000k Dimmable CCT LED 3216 Initial Lumens	120V IP44 rated
<b>3-1103-0</b>	-0	48"(w) x 36"(h) x 1.25"(ext)	1 x 85w, 85CRI 3000-6000k Dimmable CCT LED 3840 Initial Lumens	120V IP44 rated
<b>3-1104-0</b>	-0	60"(w) x 42"(h) x 1.25"(ext)	1 x 127.8w, 85CRI 3000-6000k Dimmable CCT LED 4704 Initial Lumens	120V IP44 rated

# MIMIC MIRROR

NEW

UL  
damp

ETL  
LISTED US


CCT



3-1501-0

Visit [www.oxygenlighting.com](http://www.oxygenlighting.com) for technical cut sheets. Oxygen reserves the right to modify designs at any time.





3-1503-0

#### Available Finish

0 Mirrored Glass

Infrared (no-touch) on/off switch

- Frameless Mirror with Wide Direct Diffuser
- 360 Degree Ambient Wall Lighting
- Infrared (No-Touch) On/Off Switch
- Integrated Defogger
- 5MM Thick Mirror with Safety Film Backing
- 7-Year Warranty
- Designed in Italy

ITEM #	FINISH	DIMENSIONS	LAMPING	DRIVER
3-1501-0	-0	24"(w) x 36"(h) x 1.25"(ext)	1 x 65w, 85CRI 3000-6000k Dimmable CCT LED 2880 Initial Lumens	120V IP44 rated
3-1502-0	-0	30"(w) x 40"(h) x 1.25"(ext)	1 x 70w, 85CRI 3000-6000k Dimmable CCT LED 3360 Initial Lumens	120V IP44 rated
3-1503-0	-0	36"(w) x 36"(h) x 1.25"(ext)	1 x 60w, 85CRI 3000-6000k Dimmable CCT LED 3456 Initial Lumens	120V IP44 rated
3-1504-0	-0	36"(w) x 48"(h) x 1.25"(ext)	1 x 77w, 85CRI 3000-6000k Dimmable CCT LED 4032 Initial Lumens	120V IP44 rated
3-1505-0	-0	60"(w) x 42"(h) x 1.25"(ext)	1 x 96w, 85CRI 3000-6000k Dimmable CCT LED 4896 Initial Lumens	120V IP44 rated


# PERLA MIRROR



Classic beveled edge mirror encircled by an etched glass frame

3-1201-0

Visit [www.oxygenlighting.com](http://www.oxygenlighting.com) for technical cut sheets. Oxygen reserves the right to modify designs at any time.



#### Available Finish

0 Mirrored Glass

- Classic Beveled Edge Mirror Encircled By An Etched Glass Frame
- 360 Degree Ambient Lighting
- Infrared (No-Touch) On/Off Switch
- Integrated Defogger
- 5MM Thick Mirror with Safety Film Backing (Mirror Only)
- 7-Year Warranty
- Designed in Italy

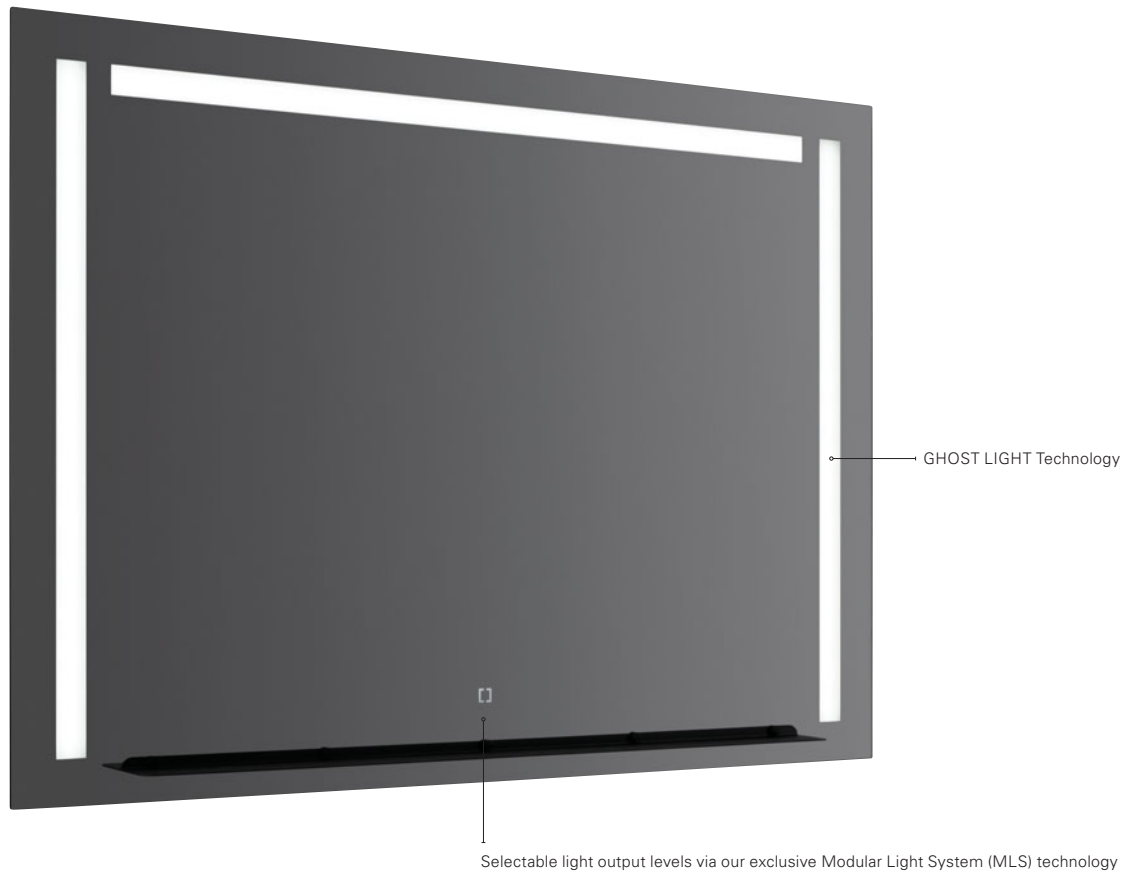
ITEM #	FINISH	DIMENSIONS	LAMPING	DRIVER
<b>3-1201-0</b>	-0	30"(dia) x 1.25"(ext)	1 x 26w, 85CRI 3000-6000k Dimmable CCT LED 1536 Initial Lumens	120V IP44 rated
<b>3-1202-0</b>	-0	36"(dia) x 1.25"(ext)	1 x 35.3w, 85CRI 3000-6000k Dimmable CCT LED 1872 Initial Lumens	120V IP44 rated
<b>3-1203-0</b>	-0	48"(dia) x 1.25"(ext)	1 x 61.4w, 85CRI 3000-6000k Dimmable CCT LED 2544 Initial Lumens	120V IP44 rated



# SKYLIGHT MIRROR



3-0305-15



### 3-0303-15

#### Available Finish

■ 15 Black

- Frameless Lighted Mirror
- Integrated LED Lighting (Direct), Featuring Our Exclusive GHOST LIGHT Technology
- Integrated Aluminum Shelf
- Selectable Light Output Levels Via Our Exclusive MODULAR LIGHT SYSTEM (MLS) Technology
- Illuminated Touch Button On/Off Switch
- Integrated Defogger
- 5MM Thick Mirror with Safety Film Backing
- Horizontal or Vertical Mounting
- 7-Year Warranty
- Designed in Italy


ITEM #	FINISH	DIMENSIONS	LAMPING	DRIVER
<b>3-0301-15</b>	-15	36"(w) x 24"(h) x 1.25"(ext)	1 x 83.5w, 85CRI 4000/6000k Dimmable CCT LED 4536 Initial Lumens	120V IP44 rated
<b>3-0302-15</b>	-15	36"(w) x 36"(h) x 1.25"(ext)	1 x 99.7w, 85CRI 4000/6000k Dimmable CCT LED 6048 Initial Lumens	120V IP44 rated
<b>3-0303-15</b>	-15	48"(w) x 36"(h) x 1.25"(ext)	1 x 122.6w, 85CRI 4000/6000k Dimmable CCT LED 6804 Initial Lumens	120V IP44 rated
<b>3-0304-15</b>	-15	48"(w) x 48"(h) x 1.25"(ext)	1 x 167.9w, 85CRI 4000/6000k Dimmable CCT LED 8316 Initial Lumens	120V IP44 rated
<b>3-0305-15</b>	-15	60"(w) x 42"(h) x 1.25"(ext)	1 x 167.9w, 85CRI 4000/6000k Dimmable CCT LED 8316 Initial Lumens	120V IP44 rated



# SKYLIGHT ROUND MIRROR



3-0306-15



#### Available Finish

■ 15 Black

- Integrated Shelf with Wireless Charging Capabilities
- Integrated LED Lighting (Direct), Featuring Our Exclusive GHOST LIGHT Technology
- Illuminated Touch Button On/Off Switch
- Integrated Defogger
- 5MM Thick Mirror with Safety Film Backing
- IP44 Rated
- 7-Year Warranty
- Designed in Italy

ITEM #	FINISH	DIMENSIONS	LAMPING	DRIVER
<b>3-0306-15</b>	-15	30"(dia) x 1.25"(ext)	1 x 69w, 85CRI 3000-6000k Dimmable CCT LED 2376 Initial Lumens	120V IP44 rated
<b>3-0307-15</b>	-15	36"(dia) x 1.25"(ext)	1 x 73w, 85CRI 3000-6000k Dimmable CCT LED 2592 Initial Lumens	120V IP44 rated
<b>3-0308-15</b>	-15	48"(dia) x 1.25"(ext)	1 x 115w, 85CRI 3000-6000k Dimmable CCT LED 3456 Initial Lumens	120V IP44 rated

# SPECTRUM MIRROR

NEW

UL  
damp

ETL  
LISTED US


CCT



● Infrared (no-touch) on/off switch

3-1601-0

Visit [www.oxygenlighting.com](http://www.oxygenlighting.com) for technical cut sheets. Oxygen reserves the right to modify designs at any time.



**3-1601-0**

#### Available Finish

0 Mirrored Glass

- Frameless Round Mirror Featuring Wide, Direct Light Diffuser
- 360 Degree Ambient Wall Light
- Infrared (No-Touch) On/Off Switch
- Integrated Defogger
- 5MM Thick Mirror with Safety Film Backing
- IP44 Rated
- 7-Year Warranty
- Designed in Italy

ITEM #	FINISH	DIMENSIONS	LAMPING	DRIVER
<b>3-1601-0</b>	-0	30"(dia) x 2.125"(ext)	1 x 36w, 85CRI 3000/4000/6000k Dimmable CCT LED 1920 Initial Lumens	120V IP44 rated
<b>3-1602-0</b>	-0	36"(dia) x 2.125"(ext)	1 x 48w, 85CRI 3000/4000/6000k Dimmable CCT LED 2304 Initial Lumens	120V IP44 rated
<b>3-1603-0</b>	-0	42"(dia) x 2.125"(ext)	1 x 64w, 85CRI 3000/4000/6000k Dimmable CCT LED 2784 Initial Lumens	120V IP44 rated

# STARLIGHT ARCH MIRROR



3-0607-0

Infrared (no-touch) on/off switch





3-0606-0

#### Available Finish

0 Mirrored Glass

- Exclusive Arched-Edge Lit Design
- 360 Degree Ambient Wall Lighting
- Infrared (No-Touch) On/Off Switch
- Integrated Defogger
- 5MM Thick Mirror with Safety Film Backing
- 7-Year Warranty
- Designed in Italy

ITEM #	FINISH	DIMENSIONS	LAMPING	DRIVER
3-0606-0	-0	24"(w) x 36"(h) x 1.25"(ext)	1 x 45w, 85CRI 3000-6000k Dimmable CCT LED 2016 Initial Lumens	110V IP44 rated
3-0607-0	-0	32"(w) x 40"(h) x 1.25"(ext)	1 x 59w, 85CRI 3000-6000k Dimmable CCT LED 2304 Initial Lumens	110V IP44 rated

# STARLIGHT MIRROR



3-0601-15



Infrared (no-touch) on/off switch

### 3-0604-15

#### Available Finish



Mirrored Glass

- Frameless Lighted Mirror
- 360 Degree Direct and Indirect Lighting
- Plexiglass Diffusers Frame the Mirror
- Infrared (No-Touch) On/Off Switch
- Integrated Defogger
- 5MM Thick Mirror with Safety Film Backing
- Horizontal or Vertical Mounting
- 7-Year Warranty
- Designed in Italy

ITEM #	DIMENSIONS	LAMPING	DRIVER
<b>3-0601-15</b>	36"(w) x 24"(h) x 1.25"(ext)	1 x 60.9w, 85CRI 3000-6000k Dimmable CCT LED 2496 Initial Lumens	120V IP44 rated
<b>3-0602-15</b>	36"(w) x 36"(h) x 1.25"(ext)	1 x 67.4w, 85CRI 3000-6000k Dimmable CCT LED 3120 Initial Lumens	120V IP44 rated
<b>3-0603-15</b>	48"(w) x 36"(h) x 1.25"(ext)	1 x 88.2w, 85CRI 3000-6000k Dimmable CCT LED 3696 Initial Lumens	120V IP44 rated
<b>3-0604-15</b>	48"(w) x 48"(h) x 1.25"(ext)	1 x 123.3w, 85CRI 3000-6000k Dimmable CCT LED 4272 Initial Lumens	120V IP44 rated
<b>3-0605-15</b>	60"(w) x 42"(h) x 1.25"(ext)	1 x 126.3w, 85CRI 3000-6000k Dimmable CCT LED 4560 Initial Lumens	120V IP44 rated


# TRACK MIRROR



→ GHOST LIGHT Technology



3-0507-15



Infrared (no-touch) on/off switch

**3-0505-15**



#### Available Finish

 Mirrored Glass

- Frameless Lighted Mirror
- Integrated LED Lighting (Direct), Featuring Our Exclusive GHOST LIGHT Technology
- Infrared (No-Touch) On/Off Switch
- Integrated Defogger
- 5MM Thick Mirror with Safety Film Backing
- Horizontal or Vertical Mounting
- 7-Year Warranty
- Designed in Italy

ITEM #	DIMENSIONS	LAMPING	DRIVER
<b>3-0501-15</b>	18"(w) x 24"(h) x 1.25"(ext)	1 x 59w, 85CRI 3000-6000k Dimmable CCT LED 4032 Initial Lumens	120V IP44 rated
<b>3-0502-15</b>	24"(w) x 36"(h) x 1.25"(ext)	1 x 102.4w, 85CRI 3000-6000k Dimmable CCT LED 6300 Initial Lumens	120V IP44 rated
<b>3-0503-15</b>	36"(w) x 24"(h) x 1.25"(ext)	1 x 102.4w, 85CRI 3000-6000k Dimmable CCT LED 6300 Initial Lumens	120V IP44 rated
<b>3-0504-15</b>	36"(w) x 36"(h) x 1.25"(ext)	1 x 118.6w, 85CRI 3000-6000k Dimmable CCT LED 7812 Initial Lumens	120V IP44 rated
<b>3-0505-15</b>	48"(w) x 36"(h) x 1.25"(ext)	1 x 149.6w, 85CRI 3000-6000k Dimmable CCT LED 9324 Initial Lumens	120V IP44 rated
<b>3-0506-15</b>	48"(w) x 48"(h) x 1.25"(ext)	1 x 197.6w, 85CRI 3000-6000k Dimmable CCT LED 11088 Initial Lumens	120V IP44 rated
<b>3-0507-15</b>	60"(w) x 42"(h) x 1.25"(ext)	1 x 205.7w, 85CRI 3000-6000k Dimmable CCT LED 11844 Initial Lumens	120V IP44 rated





# XO MIRROR

NEW

UL  
damp


ETL  
LISTED  
US

CCT



Classic beveled edge mirror encircled by an etched glass frame

3-1901-15



#### Available Finish

 0 Mirrored Glass

- Exclusive "XO" Lighting Design
- International Award Winning Design
- Classic Frameless Round Mirror
- Infrared (No-Touch) On/Off Switch
- Integrated Defogger
- 5MM Thick Mirror with Safety Film Backing
- IP44 Rated
- 7-Year Warranty
- Designed in Italy

ITEM #	FINISH	DIMENSIONS	LAMPING	DRIVER
<b>3-1901-0</b>	-0	30"(dia) x 2.125"(ext)	1 x 35w, 85CRI 3000-6000k Dimmable CCT LED 1776 Initial Lumens	120V IP44 rated
<b>3-1902-0</b>	-0	36"(dia) x 2.125"(ext)	1 x 47w, 85CRI 3000-6000k Dimmable CCT LED 2208 Initial Lumens	120V IP44 rated

# SOLO MIRROR

NEW




CCT



3-2001-15





**Available Finishes**

■ 15 Black

- Universal Suction Cup Mount and Table Top Mounts (Included)
- 5X Magnification
- Up To 15 Hours of Battery Life
- USB-C Cord (Included)
- IP20 Rated
- Designed in Italy

Universal Suction Cup Mount Included

ITEM #	FINISH	DIMENSIONS	LAMPING	DRIVER
3-2001-15	-15	8.5"(w) x 13.25"(h) x 1.5"(ext)	1 x 2w, 85CRI 2700-5000k Dimmable CCT LED 100 Initial Lumens	5V IP20 rated




# **OUTDOOR FAMILIES**





# ALBEDO OUTDOOR



3-770-15



3-771-15



3-772-15

## Available Finish

15 Black | Clear Bubble Glass Diffuser

- Unit mounts to 4" octagonal junction box
- LED driver on board
- Approved for wall mount applications
- Approved for vertical mounting only

ITEM #	FINISH	DIMENSIONS	LAMPING	DRIVER
<b>3-770-15</b> small	-15	5"(w) x 14"(h) x 5.875"(ext)	1 x 6w, 90CRI 3000k LED 528 Initial Lumens	120V Triac dimming
<b>3-771-15</b> medium	-15	5"(w) x 19"(h) x 5.875"(ext)	1 x 8w, 90CRI 3000k LED 713 Initial Lumens	120V Triac dimming
<b>3-772-15</b> large	-15	8"(w) x 24.25"(h) x 5.875"(ext)	1 x 10w, 90CRI 3000k LED 898 Initial Lumens	120V Triac dimming

# APERTO OUTDOOR



3-724-15



3-723-15



3-722-15

## Available Finish

■ 15 Black | Etched White Glass Diffuser

- Unit mounts to 4" octagonal junction box
- LED driver on board
- Approved for wall mount applications
- Approved for vertical mounting only

ITEM #	FINISH	DIMENSIONS	LAMPING	DRIVER
<b>3-722-15</b> small	-15	6"(w) x 12"(h) x 4.25"(ext)	1 x 12w, 3000k LED 1229 Initial Lumens	120V Triac dimming
<b>3-723-15</b> medium	-15	6.5"(w) x 16"(h) x 4.25"(ext)	1 x 12w, 3000k LED 1289 Initial Lumens	120V Triac dimming
<b>3-724-15</b> large	-15	8"(w) x 18"(h) x 4.5"(ext)	1 x 18w, 3000k LED 1942 Initial Lumens	120V Triac dimming

# ARTÉ OUTDOOR



3-759-15



3-760-15

### Available Finish

15 Black | Clear Bubble Glass Diffuser

- Unit mounts to 4" octagonal junction box
- LED driver on board
- Approved for wall mount applications
- Approved for vertical mounting only

ITEM #	FINISH	DIMENSIONS	LAMPING	DRIVER
3-759-15 small	-15	6.75"(w) x 13.625"(h) x 7.625"(ext)	2 x 4w, 90CRI 3000k LED 733 Initial Lumens	120V Triac dimming
3-760-15 large	-15	9"(w) x 19"(h) x 10"(ext)	2 x 5w, 90CRI 3000k LED 956 Initial Lumens	120V Triac dimming

# CADET OUTDOOR



3-748-15



3-748-16

**Available Finishes**

- 15 Black | Clear Glass Diffuser
- 16 Brushed Aluminum | Clear Glass Diffuser

- Unit mounts to 4" octagonal junction box
- Approved for wall mount applications
- Approved for vertical or horizontal mounting.

ITEM #	FINISH	DIMENSIONS	LAMPING	DRIVER
3-748-XX	-15, -16	5.125"(w) x 5.125"(h) x 3.25"(ext)	2 x 3w, 3000k LED 400 Initial Lumens	110-277V



# CALIBER OUTDOOR



3-733-16



3-733-15


Available Finishes

- 15 Black
- 16 Brushed Aluminum

- Unit mounts to 4" octagonal junction box
- Approved for wall mount applications
- Approved for vertical mounting only.

ITEM #	FINISH	DIMENSIONS	LAMPING	DRIVER
3-733-XX	-15, -16	5.125"(w) x 5.625"(h) x 4.375"(ext)	2 x 3w, 3000k LED 400 Initial Lumens	110-277V

# CALYPSO OUTDOOR



**3-730-16**



**3-731-16**

## Available Finish

■ 16 Brushed Aluminum | Polished White Polycarbonate Diffuser

- Unit mounts to deep 4" octagonal or deep 4"x4" junction box w/ horizontally mounted single device mud ring
- Unit requires 2.5" deep junction box
- Driver mounts inside junction box
- Approved for wall mount applications
- 2700k, 3500k, 4000k color temperatures also available, contact oxygen for details

ITEM #	FINISH	DIMENSIONS	LAMPING	DRIVER
<b>3-730-16</b> small	-16	4.25"(w) x 16.5"(h) x 2.25"(ext)	1 x 10.1w, 90CRI 3000k LED 1662 Initial Lumens	120/277V 0-10V/Phase dimming
<b>3-731-16</b> large	-16	4.25"(w) x 22"(h) x 2.25"(ext)	2 x 10.1w, 90CRI 3000k LED 2770 Initial Lumens	120/277V 0-10V/Phase dimming

# CERES OUTDOOR



3-727-22



3-726-22

**Available Finishes**

- 16 Brushed Aluminum | Frosted Glass Diffuser
- 22 Oiled Bronze | Frosted Glass Diffuser

- Unit mounts to deep 4" octagonal or deep 4"x4" junction box
- Unit requires 2.5" deep junction box
- Driver mounts inside junction box
- Approved for wall mount application only
- Approved for vertical and horizontal wall mount applications
- 2700k, 3500k, 4000k color temperatures also available, contact oxygen for details

ITEM #	FINISH	DIMENSIONS	LAMPING	DRIVER
3-726-XX	-16, -22	4.75"(w) x 4.75"(h) x 5"(ext)	1 x 10.1w, 90CRI 3000k LED 1385 Initial Lumens	120/277V 0-10V/Phase dimming
3-727-XX	-16, -22	4.75"(w) x 4.75"(h) x 5"(ext)	2 x 10.1w, 90CRI 3000k LED 2770 Initial Lumens	120/277V 0-10V/Phase dimming

# CORPUS OUTDOOR



3-757-15



3-758-15

## Available Finish

■ 15 Black | Matte White Glass Diffuser

- Unit mounts to deep 4" octagonal junction box
- LED driver on board
- Approved for wall mount application only
- Approved for vertical wall mount applications

ITEM #	FINISH	DIMENSIONS	LAMPING	DRIVER
<b>3-757-15</b> small	-15	4.875"(w) x 8"(h) x 4.75"(ext)	1 x 6w, 90CRI 3000k LED 510 Initial Lumens	120V Triac dimming
<b>3-758-15</b> large	-15	5.875"(w) x 10.375"(h) x 5.5"(ext)	1 x 8w, 90CRI 3000k LED 680 Initial Lumens	120V Triac dimming

DUO OUTDOOR



Small  
only



Available Finishes

- 16 Gray | Frosted Glass Diffuser
- 22 Oiled Bronze | Frosted Glass Diffuser

- 3-702-XX mounts to 4" octagonal junction box
- 3-703-XX mounts to 4" octagonal junction box w/ horizontally mounted single device mud ring
- Approved for wall mount applications only
- 2700k, 3500k, 4000k color temperatures also available, contact oxygen for details

ITEM #	FINISH	DIMENSIONS	LAMPING	DRIVER
3-702-16 small	-16	5.25"(w) x 12.125"(h) x 4"(ext)	2 x 10.1w, 90CRI 3000k LED 2770 Initial Lumens	120/277V 0-10V/Phase dimming
3-703-XX large	-16, -22	6"(w) x 14"(h) x 6"(ext)	2 x 10.1w, 90CRI 3000k LED 2770 Initial Lumens	120/277V 0-10V/Phase dimming



# ELIF OUTDOOR



3-736-22



3-737-16

## Available Finishes

- 16 Gray | Matte White Polycarbonate Diffuser
- 22 Oiled Bronze | Matte White Polycarbonate Diffuser

- Unit mounts to deep 4" octagonal or deep 4"x4" junction box w/ single device mud ring.
- Driver mounts inside junction box
- Unit requires 2.5" deep junction box
- Approved for wall mount applications
- 2700k, 3500k, 4000k color temperatures also available, contact oxygen for details

ITEM #	FINISH	DIMENSIONS	LAMPING	DRIVER
<b>3-736-XX</b> small	-16, -22	4.25"(w) x 16.5"(h) x 2.75"(ext)	1 x 10.1w, 90CRI 3000k LED 1662 Initial Lumens	120/277V 0-10V/Phase dimming
<b>3-737-16</b> large	-16	4.25"(w) x 22"(h) x 2.75"(ext)	2 x 10.1w, 90CRI 3000k LED 2770 Initial Lumens	120/277V 0-10V/Phase dimming

# ERIS OUTDOOR



3-720-16



3-721-22



3-721-16


### Available Finishes

- 16 Gray | Frosted Glass Diffuser
- 22 Oiled Bronze | Frosted Glass Diffuser

- Unit mounts to deep 4" octagonal or deep 4"x4" junction box
- Unit requires 2.5" deep junction box
- Driver mounts inside junction box
- Approved for wall mount application only
- Approved for horizontal or vertical mounting
- 2700k, 3500k, 4000k color temperatures also available, contact oxygen for details

ITEM #	FINISH	DIMENSIONS	LAMPING	DRIVER
3-720-XX	-16, -22	6"(w) x 4.75"(h) x 4"(ext)	1 x 10.1w, 90CRI 3000k LED 1385 Initial Lumens	120/277V 0-10V/Phase dimming
3-721-XX	-16, -22	6"(w) x 4.75"(h) x 4"(ext)	2 x 10.1w, 90CRI 3000k LED 2770 Initial Lumens	120/277V 0-10V/Phase dimming

# ESPRIT OUTDOOR



3-756-15



## Available Finish

15 Black | Clear Bubble Glass Diffuser

- Unit mounts to deep 4" octagonal junction box
- LED driver on board
- Approved for wall mount application only
- Approved for vertical wall mount applications

ITEM #	FINISH	DIMENSIONS	LAMPING	DRIVER
<b>3-755-15</b> small	-15	5.5"(w) x 13.5"(h) x 2"(ext)	1 x 6w, 90CRI 3000k LED 510 Initial Lumens	120V Triac dimming
<b>3-756-15</b> large	-15	5.5"(w) x 15"(h) x 2"(ext)	2 x 6w, 90CRI 3000k LED 1020 Initial Lumens	120V Triac dimming

# HELIO OUTDOOR



3-744-15



3-744-15



3-743-15

## Available Finish

■ 15 Black | Clear Glass Diffuser w/ White Inside

- Unit mounts to 4" octagonal junction box
- LED driver on board
- Approved for wall mount applications
- Approved for vertical mounting only

ITEM #	FINISH	DIMENSIONS	LAMPING	DRIVER
<b>3-743-15</b> small	-15	4.75"(w) x 9.25"(h) x 3"(ext)	1 x 10w, 3000k LED 950 Initial Lumens	120V Triac dimming
<b>3-744-15</b> medium	-15	4.75"(w) x 12"(h) x 3.125"(ext)	1 x 12w, 3000k LED 1140 Initial Lumens	120V Triac dimming
<b>3-745-15</b> large	-15	6.375"(w) x 16"(h) x 4"(ext)	1 x 18w, 3000k LED 1900 Initial Lumens	120V Triac dimming

# ICON OUTDOOR



3-749-15

**Available Finish**

■ 15 Black | Matte White Acrylic Diffuser


- Constructed of Coastal Grade Material
- Unit mounts to 4" octagonal junction box
- Approved for vertical mounting only
- Approved for wall mount applications only
- Color temperature selector switch housed inside backplate



ITEM #	FINISH	DIMENSIONS	LAMPING	DRIVER
3-749-15	-15	4.75"(w) x 20"(h) x 2.5"(ext)	1 x 22w, 90CRI 3000/3500/4000k CCT LED 1720 Initial Lumens @ 3000k	120V/277V Triac dimming 10-100%



# KALDOR OUTDOOR



3-734-16



3-734-15

Available Finishes

- 15 Black
- 16 Brushed Aluminum

- Unit mounts to 4" octagonal junction box
- Unit requires 2.5" deep junction box
- Driver mounts inside junction box
- Approved for wall mount applications
- Approved for horizontal mounting only
- Adjustable inside panels to manipulate light angle and output

ITEM #	FINISH	DIMENSIONS	LAMPING	DRIVER
3-734-XX	-15, -16	5.125"(w) x 5.125"(h) x 5.5"(ext)	2 x 3w, 3000k LED 400 Initial Lumens	110-277V



# KARME OUTDOOR



3-739-16



3-739-22

Available Finishes

- 16 Gray | Matte White Acrylic Diffuser
- 22 Oiled Bronze | Matte White Acrylic Diffuser

- Unit mounts to 4"x4" junction box w/ single device mud ring
- Approved for wall mount applications
- 2700k, 3500k, 4000k color temperatures also available, contact oxygen for details

ITEM #	FINISH	DIMENSIONS	LAMPING	DRIVER
3-739-XX	-16, -22	3.5"(w) x 20"(h) x 3.5"(ext)	1 x 11.9w, 90CRI 3000k LED 1662 Initial Lumens	120/277V 0-10V/Phase dimming



3-739-16



# KUBO OUTDOOR



**Available Finishes**

- 15 Black | White Frosted Glass Diffuser
- 16 Brushed Aluminum | White Frosted Glass Diffuser

- Unit mounts to 4" octagonal junction box
- Approved for wall mount applications
- Approved for vertical mounting only
- Adjustable inside panels to manipulate light angle and output

ITEM #	FINISH	DIMENSIONS	LAMPING	DRIVER
3-735-XX	-15, -16	5.125"(w) x 5.125"(h) x 5.625"(ext)	2 x 3w, 90CRI 3000k LED 400 Initial Lumens	110-277V



# LEDA OUTDOOR



3-712-224



3-713-222

## Available Finishes

- 22 Oiled Bronze | Matte White Acrylic Diffuser
- 24 Satin Nickel | Matte White Acrylic Diffuser

- Unit mounts to 4" octagonal junction box
- Approved for wall mount application only
- Approved for vertical mounting only
- 2700k, 3500k, 4000k color temperatures also available, contact oxygen for details

ITEM #	FINISH	DIMENSIONS	LAMPING	DRIVER
<b>3-712-2XX</b> small	-22, -24	7.25"(w) x 16.5"(h) x 4.75"(ext)	1 x 10.1w, 90CRI 3000k LED 1662 Initial Lumens	120/277V 0-10V/Phase dimming
<b>3-713-2XX</b> large	-22, -24	7.25"(w) x 21.75"(h) x 4.75"(ext)	2 x 10.1w, 90CRI 3000k LED 2770 Initial Lumens	120/277V 0-10V/Phase dimming

# LOTTIE OUTDOOR



3-738-15



Available Finish

15 Black

- Unit mounts to deep 4" octagonal junction box
- LED driver on board
- Approved for wall mount application only
- Constructed of coastal grade material

ITEM #	FINISH	DIMENSIONS	LAMPING	DRIVER
3-738-15	-15	6.25"(w) x 10.25"(h) x 6.25"(ext)	1 x 6w, 90CRI 3000k LED 540 Initial Lumens	120V Triac dimming

# MAGNETA OUTDOOR



3-728-16



3-728-22


## Available Finishes

- 16 Gray | Matte Opal Glass Diffuser
- 22 Oiled Bronze | Matte Opal Glass Diffuser

- Unit mounts to deep 4" octagonal junction box
- Unit requires 2.5" deep junction box
- Driver mounts inside junction box
- Approved for wall mount application only
- 2700k, 3500k, 4000k color temperatures also available, contact oxygen for details

ITEM #	FINISH	DIMENSIONS	LAMPING	DRIVER
3-728-XX	-16, -22	4.75"(w) x 14.5"(h) x 3.5"(ext)	1 x 11.9w, 90CRI 3000k LED 1662 Initial Lumens	120/277V 0-10V/Phase dimming

# MAIA OUTDOOR



**3-742-16**  
shown with optional cover plate (Included)



**3-742-22**  
shown with optional cover plate (Included)



**3-740-22**

## Available Finishes

- 16 Gray | Matte White Acrylic Diffuser (top and bottom)
- 22 Oiled Bronze | Matte White Acrylic Diffuser (top and bottom)

- Unit mounts to deep 4" octagonal or deep 4"x4" junction box w/ single device mud ring
- Unit requires 2.5" deep junction box
- Driver mounts inside junction box
- Mounts to 4" octagonal junction box with optional cover plate
- Approved for vertical and horizontal wall mount applications
- 2700k, 3500k, 4000k color temperatures also available, contact oxygen for details

ITEM #	FINISH	DIMENSIONS	LAMPING	DRIVER
<b>3-740-XX</b> small	-16, -22	11"(w) x 5"(h) x 4"(ext) w/ optional cover plate	1 x 10.1w, 90CRI 3000k LED 1385 Initial Lumens	120/277V 0-10V/Phase dimming
<b>3-742-XX</b> large	-16, -22	24"(w) x 5"(h) x 4"(ext) w/ optional cover plate	2 x 11.9w, 90CRI 3000k LED 3324 Initial Lumens	120/277V 0-10V/Phase dimming



# MOTTO OUTDOOR



3-729-15



## Available Finish

■ 15 Black

- Unit mounts to deep 4" octagonal junction box
- LED driver on board
- Approved for vertical wall mount applications only
- Constructed of coastal grade material

ITEM #	FINISH	DIMENSIONS	LAMPING	DRIVER
3-729-15	-15	9"(w) x 16"(h) x 4"(ext)	2 x 8w, 90CRI 3000k LED 1400 Initial Lumens	120V Triac dimming



# NITRO OUTDOOR



3-725-15



3-725-24



Available Finishes

- 15 Black | Clear Chiseled Glass Diffuser
- 24 Satin Nickel | Clear Chiseled Glass Diffuser

- Unit mounts to deep 4" octagonal junction box
- Approved for wall mount application only
- Approved for vertical wall mounting applications

ITEM #	FINISH	DIMENSIONS	LAMPING	DRIVER
3-725-XX	-15, -24	5.5"(w) x 13"(h) x 2.375"(ext)	1 x 7.7w, 90CRI 3000k LED 616 Initial Lumens	120V Triac Dimming

# NOVA OUTDOOR



**3-707-15**

## Available Finish

■ 15 Black | Clear Pinstripe Glass Diffuser

- Unit mounts to deep 4" octagonal junction box
- LED driver on board
- Approved for wall mount application only
- Approved for vertical and horizontal applications

ITEM #	FINISH	DIMENSIONS	LAMPING	DRIVER
<b>3-707-15</b>	-15	8.25"(w) x 11.75"(h) x 1.75"(ext)	2 x 6w, 90CRI 3000k LED 1020 Initial Lumens	120V Triac Dimming

# PAVO OUTDOOR



3-753-15



3-754-15

Available Finish

15 Black | Clear Pinstripe Glass Diffuser

- Unit mounts to deep 4" octagonal junction box
- LED driver on board
- Approved for wall mount application only

ITEM #	FINISH	DIMENSIONS	LAMPING	DRIVER
3-753-15 small	-15	5.5"(w) x 6.25"(h) x 2.125"(ext)	1 x 8w, 90CRI 3000k LED 680 Initial Lumens	120V Triac dimming
3-754-15 large	-15	6.875"(w) x 8.375"(h) x 2.125"(ext)	1 x 8w, 90CRI 3000k LED 680 Initial Lumens	120V Triac dimming

# PHAROS OUTDOOR



**3-766-15**

## Available Finish

■ 15 Black | Clear Textured Glass Diffuser

- Unit mounts to deep 4" octagonal or deep 4"x4" square junction box w/ single device mud ring
- Unit requires 2.5" deep junction box
- Driver mounts inside junction box
- Approved for wall and ceiling mount applications
- Color temperature selector switch installed on back housing for easy access

ITEM #	FINISH	DIMENSIONS	LAMPING	DRIVER
<b>3-766-15</b>	-15	5.75"(w) x 24"(h) x 6"(ext)	2 x 8w, 90CRI 2700/3000/4000/5000/6500k CCT LED 800 Initial Lumens @ 3000k	120/277V 0-10V/Phase dimming

# PILOT OUTDOOR




3-732-15

## Available Finishes

- 15 Black
- 16 Brushed Aluminum

- Unit mounts to 4" octagonal junction box
- Approved for wall mount applications
- Approved for vertical mounting only
- Can be rotated and mounted 180°



3-732-16

ITEM #	FINISH	DIMENSIONS	LAMPING	DRIVER
3-732-XX	-15, -16	5.125"(w) x 6.25"(h) x 5.125"(ext)	2 x 3w, 3000k LED 400 Initial Lumens	110-277V



# RAZZO OUTDOOR



3-746-16



**3-746-15**  
Shown mounted at 180°

## Available Finishes

- 15 Black | Clear Glass Diffuser
- 16 Brushed Aluminum | Clear Glass Diffuser

- Unit mounts to 4" octagonal junction box
- Approved for wall mount applications
- Approved for vertical mounting only
- Can be rotated and mounted 180°

ITEM #	FINISH	DIMENSIONS	LAMPING	DRIVER
<b>3-746-XX</b>	-15, -16	5.125"(w) x 6.25"(h) x 4.25"(ext)	2 x 3w, 3000k LED 800 Initial Lumens	110-277V

# REFLEX OUTDOOR



3-751-15

## Available Finish

■ 15 Black | Glass Diffuser

- Constructed of Coastal Grade Material
- Unit mounts to 4" octagonal junction box
- Approved for vertical mounting only
- Approved for wall mount applications only
- Color temperature selector switch housed inside backplate

ITEM #	FINISH	DIMENSIONS	LAMPING	DRIVER
3-751-15	-15	4.75"(w) x 20"(h) x 3.625"(ext)	2 x 11w, 90CRI 3000/3500/4000k CCT LED 1720 Initial Lumens @ 3000k	120V/277V Triac dimming 10-100%

# REGIO OUTDOOR



3-719-16



3-719-15

**Available Finishes**

- 15 Black | Polished White Polycarbonate Diffuser
- 16 Gray | Polished White Polycarbonate Diffuser

-Unit mounts to 4" octagonal junction box  
-Approved for wall or ceiling mount applications  
-2700k, 3500k, 4000k color temperatures also available, contact oxygen for details

ITEM #	FINISH	DIMENSIONS	LAMPING	DRIVER
3-719-XX	-15, -16	13"(w) x 4.25"(ext)	2 x 10.1w, 90CRI 3000k LED 2770 Initial Lumens	120/277V 0-10V/Phase dimming




# RICKIE OUTDOOR



### Available Finishes

- 15 Black | Clear Glass Diffuser
- 16 Brushed Aluminum | Clear Glass Diffuser

- Unit mounts to 4" octagonal junction box
- Approved for wall mount applications
- Color temperature selector switch housed inside backplate



NEW

ITEM #	FINISH	DIMENSIONS	LAMPING	DRIVER
3-747-XX	-15, -16	6.25"(w) x 6.25"(h) x 2.25"(ext)	8 x 1.5w, 3000k CCT LED 864 Initial Lumens	110-277V
3-765-XX	-15, -16	8"(w) x 8"(h) x 2.5"(ext)	12 x 1.5w, 3000k CCT LED 1260 Initial Lumens @ 3000k	110-277V

# RICO OUTDOOR



## Available Finishes

- 15 Black | Clear Glass Diffuser
- 24 Satin Nickel | Clear Glass Diffuser

- Unit mounts to 4" octagonal junction box
- LED driver on board
- Approved for wall mount applications
- Approved for vertical mounting only

ITEM #	FINISH	DIMENSIONS	LAMPING	DRIVER
3-764-XX	-15, -24	4.5"(w) x 5.5"(h) x 3.75"(ext)	2 x 7w, 90CRI 3000k LED 1550 Initial Lumens	120V Triac dimming



# SCOPE OUTDOOR



3-752-16


Available Finish

■ 16 Gray | Frosted White Glass Diffuser

- Unit mounts to 4" octagonal junction box
- Approved for wall mount application only
- 2700k, 3500k, 4000k color temperatures also available, contact oxygen for details

ITEM #	FINISH	DIMENSIONS	LAMPING	DRIVER
3-752-16	-16	5"(w) x 12"(h) x 5.5"(ext)	2 x 10.1w, 90CRI 3000k LED 2770 Initial Lumens	120/277V 0-10V/Phase dimming

# TAURUS OUTDOOR



3-773-15



3-774-15

## Available Finish

■ 15 Black | Clear Bubble Glass Diffuser

- Unit mounts to 4" octagonal junction box
- LED driver on board
- Approved for wall mount applications
- Approved for vertical mounting only

ITEM #	FINISH	DIMENSIONS	LAMPING	DRIVER
<b>3-773-15</b> small	-15	4.75"(w) x 12.5"(h) x 4.75"(ext)	1 x 8w, 90CRI 3000k LED 730 Initial Lumens	120V Triac dimming
<b>3-774-15</b> large	-15	6.75"(w) x 18"(h) x 6.75"(ext)	1 x 10w, 90CRI 3000k LED 982 Initial Lumens	120V Triac dimming

# TELSHOR OUTDOOR



3-710-222



3-711-224

Available Finishes

- 22 Oiled Bronze | Matte White Acrylic Diffuser
- 24 Satin Nickel | Matte White Acrylic Diffuser

- Unit mounts to 4" octagonal junction box
- Approved for wall mount application only
- Approved for vertical mounting only
- 2700k, 3500k, 4000k color temperatures also available, contact oxygen for details

ITEM #	FINISH	DIMENSIONS	LAMPING	DRIVER
3-710-222 small	-22	7.25"(w) x 16.5"(h) x 5"(ext) 1385 Initial Lumens	1 x 10.1W, 90CRI 3000k LED	120/277V 0-10V/Phase dimming
3-711-224 large	-24	9"(w) x 21.75"(h) x 5"(ext) 2770 Initial Lumens	2 x 10.1W, 90CRI 3000k LED	120/277V 0-10V/Phase dimming

# TITAN OUTDOOR



3-708-15



3-708-16

**Available Finishes**

- 15 Black | White Frost Glass Diffuser
- 16 Brushed Aluminum | White Frost Glass Diffuser

- Unit mounts to 4" octagonal junction box
- LED driver on board
- Approved for wall mount applications
- Approved for vertical mounting only
- Can be rotated and mounted 180°

ITEM #	FINISH	DIMENSIONS	LAMPING	DRIVER
3-708-XX	-15, -16	4.75"(w) x 4.75"(h) x 4"(ext)	1 x 6w, 90CRI 3000k LED 540 Initial Lumens	120V Triac dimming

# UNO OUTDOOR



Small  
only



**3-700-22**  
shown with optional cover plate (Included)



**3-701-22**



**3-700-16**  
shown with optional cover plate (Included)

### Available Finishes


- 16 Gray | Frosted Glass Diffuser
- 22 Oiled Bronze | Frosted Glass Diffuser

-Units mount to 4" octagonal junction box  
-Approved for wall mount application only  
-2700k, 3500k, 4000k color temperatures also available, contact oxygen for details

ITEM #	FINISH	DIMENSIONS	LAMPING	DRIVER
<b>3-700-XX</b> small	-16, -22	5.25"(w) x 9.25"(h) x 4"(ext)	1 x 10.1w, 90CRI 3000k LED 1385 Initial Lumens	120/277V 0-10V/Phase dimming
<b>3-701-XX</b> large	-16, -22	6"(w) x 14"(h) x 6"(ext)	2 x 10.1w, 90CRI 3000k LED 2770 Initial Lumens	120/277V 0-10V/Phase dimming



# VERVE OUTDOOR



**3-761-15**



**3-762-15**



**3-763-15**

## Available Finish

■ 15 Black/Brushed Aluminum

- Unit mounts to 4" octagonal junction box
- LED driver on board
- Approved for wall mount applications
- Approved for vertical mounting only

ITEM #	FINISH	DIMENSIONS	LAMPING	DRIVER
<b>3-761-15</b> small	-15	6"(w) x 14"(h) x 4"(ext)	1 x 12w, 90CRI 3000k LED 1115 Initial Lumens	120V Triac dimming
<b>3-762-15</b> medium	-15	6"(w) x 17.875"(h) x 4"(ext)	1 x 18w, 90CRI 3000k LED 1330 Initial Lumens	120V Triac dimming
<b>3-763-15</b> large	-15	6"(w) x 22"(h) x 4"(ext)	1 x 18w, 90CRI 3000k LED 1666 Initial Lumens	120V Triac dimming



# **ACCESSORIES**



# ACCESSORIES

## GENERAL SPECIFICATIONS:

Multi-pendant canopies are available in assorted configurations that are compatible with the following pendant designs to create a stunning visual display.

• Cornet • Ellipse • Gratis • Idol • Liberty • Luna • Magneta • Magnum • Opus • Spindle • Spirit





**POLISHED CHROME**

- 3-8-6714** - 7 light - 20.75"(w) x 2.25"(h)  
**3-8-6514** - 5 light - 19"(w) x 2.25"(h) (shown)  
**3-8-6314** - 3 light - 13.125"(w) x 2.25"(h)



**POLISHED CHROME**

- 3-8-7514** - 5 light - 48"(l) x 5.5"(w) x 1.875"(h) (shown)  
**3-8-7314** - 3 light - 36"(l) x 5.5"(w) x 1.875"(h)  
**3-8-7214** - 2 light - 24"(l) x 5.5"(w) x 1.875"(h)



**GUNMETAL**

- 3-8-6718** - 7 light - 20.75"(w) x 2.25"(h) (shown)  
**3-8-6518** - 5 light - 19"(w) x 2.25"(h)  
**3-8-6318** - 3 light - 13.125"(w) x 2.25"(h)



**GUNMETAL**

- 3-8-7518** - 5 light - 48"(l) x 5.5"(w) x 1.875"(h)  
**3-8-7318** - 3 light - 36"(l) x 5.5"(w) x 1.875"(h) (shown)  
**3-8-7218** - 2 light - 24"(l) x 5.5"(w) x 1.875"(h)



**SATIN NICKEL**

- 3-8-6724** - 7 light - 20.75"(w) x 2.25"(h) (shown)  
**3-8-6524** - 5 light - 19"(w) x 2.25"(h)  
**3-8-6324** - 3 light - 13.125"(w) x 2.25"(h)



**SATIN NICKEL**

- 3-8-7524** - 5 light - 48"(l) x 5.5"(w) x 1.875"(h)  
**3-8-7324** - 3 light - 36"(l) x 5.5"(w) x 1.875"(h)  
**3-8-7224** - 2 light - 24"(l) x 5.5"(w) x 1.875"(h) (shown)



**AGED BRASS**

- 3-8-6740** - 7 light - 20.75"(w) x 2.25"(h)  
**3-8-6540** - 5 light - 19"(w) x 2.25"(h)  
**3-8-6340** - 3 light - 13.125"(w) x 2.25"(h) (shown)



**AGED BRASS**

- 3-8-7540** - 5 light - 48"(l) x 5.5"(w) x 1.875"(h) (shown)  
**3-8-7340** - 3 light - 36"(l) x 5.5"(w) x 1.875"(h)  
**3-8-7240** - 2 light - 24"(l) x 5.5"(w) x 1.875"(h)



# ACCESSORIES

## OPTIONAL 1/2" DOWNRODS

These downrods allow you to choose how far your fan will hang from the ceiling. We offer a complete line of extension rods to match oxygen finishes. Remember your fan should always hang at least 7 feet above the floor.

DOWNROD FINISH	12"	18"	24"	36"	48"	60"	72"
White	3-6-1206	3-6-1806	3-6-2406	3-6-3606	3-6-4806	3-6-6006	3-6-7206
Black	3-6-1215	3-6-1815	3-6-2415	3-6-3615	3-6-4815	3-6-6015	3-6-7215
Polished Nickel	3-6-1220	3-6-1820	3-6-2420	3-6-3620	3-6-4820	3-6-6020	3-6-7220
Oiled Bronze	3-6-1222	3-6-1822	3-6-2422	3-6-3622	3-6-4822	3-6-6022	3-6-7222
Satin Nickel	3-6-1224	3-6-1824	3-6-2424	3-6-3624	3-6-4824	3-6-6024	3-6-7224
Aged Brass	3-6-1240	3-6-1840	3-6-2440	3-6-3640	3-6-4840	3-6-6040	3-6-7240


## OPTIONAL 3/4" DOWNRODS (ONLY APPLICABLE FOR THE 78" , 100" ENORME FANS & THE 56" HALCYON FAN)

These downrods allow you to choose how far your fan will hang from the ceiling. We offer a complete line of extension rods to match oxygen finishes. Remember your fan should always hang at least 7 feet above the floor.




DOWNROD FINISH	12"	18"	24"	36"	48"	60"	72"
Black	3-69-1215	3-69-1815	3-69-2415	3-69-3615	3-69-4815	3-69-6015	3-69-7215
Classic Nickel	NA	NA	3-69-2423	3-69-3623	3-69-4823	3-69-6023	3-69-7223
Aged Brass	3-69-1240	3-69-1840	3-69-2440	3-69-3640	3-69-4840	3-69-6040	3-69-7240



## DIFFUSERS



## FINISHES



# INDEX

item #. . . . . pg #	item #. . . . . pg #	item #. . . . . pg #	item #. . . . . pg #
2-5104-24 . . . . . 252	3-102-22 . . . . . 65	3-119-24 . . . . . 25	3-23-15 . . . . . 223
2-5105-14 . . . . . 252	3-102-24 . . . . . 65	3-119-40 . . . . . 25	3-23-6 . . . . . 223
2-5105-24 . . . . . 252	3-102-40 . . . . . 65	3-119-6 . . . . . 25	3-24-15 . . . . . 156
2-5106-14 . . . . . 252	3-102-6 . . . . . 65	3-120-15 . . . . . 53	3-24-1540 . . . . . 174
2-5106-24 . . . . . 252	3-103-20 . . . . . 33	3-120-2115 . . . . . 53	3-24-2440 . . . . . 174
2-5121-114 . . . . . 187	3-103-22 . . . . . 33	3-120-6 . . . . . 53	3-24-40 . . . . . 156
2-5131-14 . . . . . 271	3-103-24 . . . . . 33	3-1201-0 . . . . . 335	3-24-5224 . . . . . 174
2-5131-24 . . . . . 271	3-104-15 . . . . . 75, 319	3-1202-0 . . . . . 335	3-25-15 . . . . . 226
2-5132-14 . . . . . 271	3-104-22 . . . . . 75	3-1203-0 . . . . . 335	3-28-1540 . . . . . 92
2-5134-24 . . . . . 267	3-104-24 . . . . . 75	3-121-15 . . . . . 55	3-308-120 . . . . . 185
2-5156-124 . . . . . 186	3-105-024 . . . . . 27	3-121-2115 . . . . . 55	3-308-124 . . . . . 185
2-5170-224 . . . . . 257	3-105-06 . . . . . 27	3-121-6 . . . . . 55	3-308-220 . . . . . 185
2-6107-24 . . . . . 229	3-107-15 . . . . . 77	3-122-15 . . . . . 67	3-308-224 . . . . . 185
2-6139-6 . . . . . 305	3-107-24 . . . . . 77	3-122-1540 . . . . . 67	3-309-120 . . . . . 185
3-0103-15 . . . . . 319	3-107-6 . . . . . 77	3-122-640 . . . . . 67	3-309-124 . . . . . 185
3-0105-15 . . . . . 317	3-108-15 . . . . . 45	3-123-15 . . . . . 69	3-309-215 . . . . . 185
3-0105-55 . . . . . 317	3-108-1515 . . . . . 45	3-123-1540 . . . . . 69	3-309-220 . . . . . 185
3-0106-15 . . . . . 317	3-108-24 . . . . . 45	3-123-640 . . . . . 69	3-309-224 . . . . . 185
3-0106-55 . . . . . 317	3-108-40 . . . . . 45	3-124-15 . . . . . 59	3-332-15 . . . . . 306
3-0201-15 . . . . . 319	3-108-6 . . . . . 45	3-124-40 . . . . . 59	3-332-22 . . . . . 306
3-0202-15 . . . . . 319	3-1084-15 . . . . . 43, 45	3-124-6 . . . . . 59	3-332-24 . . . . . 306
3-0203-15 . . . . . 319	3-1084-24 . . . . . 43, 45	3-125-15 . . . . . 49	3-332-6 . . . . . 306
3-0301-15 . . . . . 337	3-1084-40 . . . . . 43, 45	3-125-40 . . . . . 49	3-333-15 . . . . . 306
3-0302-15 . . . . . 337	3-1084-6 . . . . . 43, 45	3-126-15 . . . . . 57	3-333-22 . . . . . 306
3-0303-15 . . . . . 337	3-109-15 . . . . . 51	3-127-15 . . . . . 83	3-333-24 . . . . . 306
3-0304-15 . . . . . 337	3-109-22 . . . . . 51	3-127-40 . . . . . 83	3-333-6 . . . . . 306
3-0305-15 . . . . . 337	3-109-24 . . . . . 51	3-128-15 . . . . . 61	3-334-15 . . . . . 306
3-0306-15 . . . . . 339	3-109-40 . . . . . 51	3-128-24 . . . . . 61	3-334-22 . . . . . 306
3-0307-15 . . . . . 339	3-109-6 . . . . . 51	3-128-6 . . . . . 61	3-334-24 . . . . . 306
3-0308-15 . . . . . 339	3-110-15 . . . . . 21	3-129-15 . . . . . 39	3-334-6 . . . . . 306
3-0401-15 . . . . . 325	3-110-24 . . . . . 21	3-129-23 . . . . . 39	3-353-115 . . . . . 189
3-0402-15 . . . . . 325	3-110-6 . . . . . 21	3-130-15 . . . . . 41	3-353-120 . . . . . 189
3-0405-15 . . . . . 325	3-1101-0 . . . . . 331	3-130-23 . . . . . 41	3-353-124 . . . . . 189
3-0501-15 . . . . . 347	3-1102-0 . . . . . 331	3-131-15 . . . . . 47	3-353-215 . . . . . 189
3-0503-15 . . . . . 347	3-1103-0 . . . . . 331	3-131-24 . . . . . 47	3-353-220 . . . . . 189
3-0505-15 . . . . . 347	3-1104-0 . . . . . 331	3-131-40 . . . . . 47	3-353-224 . . . . . 189
3-0506-15 . . . . . 347	3-111-15 . . . . . 23	3-132-15 . . . . . 29	3-354-115 . . . . . 189
3-0507-15 . . . . . 347	3-111-6 . . . . . 23	3-132-40 . . . . . 29	3-354-120 . . . . . 189
3-0601-15 . . . . . 345	3-112-15 . . . . . 43	3-1401-15 . . . . . 315	3-354-124 . . . . . 189
3-0603-15 . . . . . 345	3-112-1515 . . . . . 43	3-1401-55 . . . . . 315	3-354-215 . . . . . 189
3-0604-15 . . . . . 345	3-112-24 . . . . . 43	3-1402-15 . . . . . 315	3-354-220 . . . . . 189
3-0605-15 . . . . . 345	3-112-40 . . . . . 43	3-1402-55 . . . . . 315	3-354-224 . . . . . 189
3-0606-0 . . . . . 343	3-112-6 . . . . . 43	3-1501-0 . . . . . 333	3-36-1540 . . . . . 174
3-0607-0 . . . . . 343	3-113-1540 . . . . . 37	3-1502-0 . . . . . 333	3-36-2440 . . . . . 174
3-0801-15 . . . . . 329	3-113-24 . . . . . 37	3-1503-0 . . . . . 333	3-36-5224 . . . . . 174
3-0802-15 . . . . . 329	3-113-640 . . . . . 37	3-1504-0 . . . . . 333	3-400-1524 . . . . . 278
3-0901-15 . . . . . 323	3-114-15 . . . . . 71	3-1505-0 . . . . . 333	3-400-1540 . . . . . 278
3-0902-15 . . . . . 323	3-114-24 . . . . . 71	3-1601-0 . . . . . 341	3-400-1541 . . . . . 278
3-0903-15 . . . . . 323	3-114-6 . . . . . 71	3-1602-0 . . . . . 341	3-400-640 . . . . . 278
3-100-15 . . . . . 35	3-115-15 . . . . . 81	3-1603-0 . . . . . 341	3-401-1541 . . . . . 279
3-100-20 . . . . . 35	3-115-24 . . . . . 81	3-1801-15 . . . . . 321	3-401-24 . . . . . 279
3-100-22 . . . . . 35	3-115-640 . . . . . 81	3-1901-0 . . . . . 349	3-401-40 . . . . . 279
3-100-24 . . . . . 35	3-116-15 . . . . . 73	3-1902-0 . . . . . 349	3-401-640 . . . . . 279
3-1001-15 . . . . . 327	3-116-40 . . . . . 73	3-20-1550 . . . . . 98	3-402-24 . . . . . 280
3-1002-15 . . . . . 327	3-116-4015 . . . . . 73	3-20-650 . . . . . 98	3-402-40 . . . . . 280
3-1003-15 . . . . . 327	3-116-6 . . . . . 73	3-2001-15 . . . . . 351	3-403-15 . . . . . 127, 325
3-1004-15 . . . . . 327	3-117-115 . . . . . 79	3-206-1550 . . . . . 99	3-403-40 . . . . . 127
3-101-15 . . . . . 63, 319	3-117-406 . . . . . 79	3-206-650 . . . . . 99	3-404-15 . . . . . 127, 325
3-101-20 . . . . . 63	3-117-415 . . . . . 79	3-21-1550 . . . . . 98	3-404-40 . . . . . 127
3-101-22 . . . . . 63	3-118-115 . . . . . 31	3-21-650 . . . . . 98	3-405-1540 . . . . . 109
3-101-24 . . . . . 63	3-118-1540 . . . . . 31	3-216-1550 . . . . . 99	3-405-40 . . . . . 109
3-101-40 . . . . . 63	3-118-24 . . . . . 31	3-216-650 . . . . . 99	3-405-640 . . . . . 109
3-101-6 . . . . . 63	3-118-640 . . . . . 31	3-22-15 . . . . . 223	3-406-1540 . . . . . 109
3-102-15 . . . . . 65, 319	3-119-15 . . . . . 25	3-22-6 . . . . . 223	3-406-40 . . . . . 109

item #. . . . . pg #	item #. . . . . pg #	item #. . . . . pg #	item #. . . . . pg #
3-406-640.....109	3-5052-40.....113	3-533-22.....172	3-560-24.....297
3-407-1540.....107	3-5053-15.....113	3-533-24.....172	3-560-40.....297
3-407-40.....107	3-5053-40.....113	3-534-20.....265	3-563-124.....290
3-407-640.....107	3-5054-15.....113	3-535-14.....274	3-563-224.....290
3-408-1540.....107	3-5054-40.....113	3-535-24.....274	3-564-122.....282
3-408-40.....107	3-5055-15.....167	3-535-25.....274	3-564-124.....282
3-408-640.....107	3-5055-40.....167	3-536-15.....257	3-564-140.....282
3-420-15.....142	3-5056-15.....167	3-536-22.....257	3-564-222.....282
3-420-40.....142	3-5056-40.....167	3-536-24.....257	3-564-224.....282
3-421-15.....141	3-51-1550.....239	3-536-40.....257	3-564-240.....282
3-421-40.....141	3-51-650.....239	3-537-15.....257	3-567-115.....191
3-48-1540.....174	3-511-14.....273	3-537-22.....257	3-567-120.....191
3-50-1550.....239	3-511-22.....273	3-537-24.....257	3-567-124.....191
3-50-650.....239	3-511-24.....273	3-537-40.....257	3-567-215.....191
3-5000-15.....251	3-511-40.....273	3-538-22.....292	3-567-220.....191
3-5000-20.....251	3-513-24.....249	3-538-24.....292	3-567-224.....191
3-5000-24.....251	3-514-14.....285	3-539-24.....293	3-569-24.....246
3-5001-15.....250	3-514-22.....285	3-54-1550.....237	3-570-24.....254
3-5001-20.....250	3-514-24.....285	3-54-650.....237	3-571-15.....255
3-5001-24.....250	3-514-40.....285	3-540-14.....244	3-571-24.....255
3-5002-15.....250	3-5145-15.....137	3-540-24.....244	3-5713-15.....149
3-5002-20.....250	3-5145-56.....137	3-540-40.....244	3-572-15.....120
3-5002-24.....250	3-5146-15.....139	3-541-24.....243	3-572-24.....120
3-5003-15.....250	3-5146-56.....139	3-542-20.....242	3-572-40.....120
3-5003-20.....250	3-515-24.....274	3-544-24.....267	3-573-15.....120
3-5003-24.....250	3-515-25.....274	3-545-20.....264	3-573-24.....120
3-5004-15.....145	3-517-14.....277	3-547-20.....263	3-573-40.....120
3-5004-40.....145	3-518-124.....177	3-547-24.....263	3-574-15.....120
3-5005-15.....145	3-518-125.....177	3-547-20-BP220.....263	3-574-24.....120
3-5005-40.....145	3-518-140.....177	3-547-24-BP224.....263	3-574-40.....120
3-5006-15.....197	3-518-24.....177	3-549-20.....263	3-575-20.....262
3-5006-20.....197	3-518-25.....177	3-549-24.....263	3-575-24.....262
3-5006-40.....197	3-518-40.....177	3-549-20-BP420.....263	3-580-14.....161
3-5007-15.....197	3-519-20.....247	3-549-24-BP424.....263	3-580-15.....161
3-5007-20.....197	3-519-24.....247	3-55-15.....165	3-580-40.....161
3-5007-40.....197	3-52-1550.....239	3-55-24.....165	3-582-24.....248
3-5010-15.....259	3-52-650.....239	3-55-40.....165	3-584-1540.....131
3-5010-20.....259	3-520-14.....276	3-550-15.....133	3-585-15.....241
3-5010-24.....259	3-521-14.....284	3-550-56.....133	3-585-40.....241
3-5010-40.....259	3-521-24.....284	3-552-20.....266	3-586-15.....241
3-5012-24.....258	3-521-40.....284	3-553-15.....286	3-586-40.....241
3-5013-15.....258	3-522-24.....289	3-553-24.....286	3-587-124.....283
3-5013-20.....258	3-523-224.....288	3-553-40.....286	3-587-195.....283
3-5013-24.....258	3-523-295.....288	3-554-1524.....102	3-587-224.....283
3-5014-15.....287	3-524-14.....253	3-554-1540.....102	3-587-295.....283
3-5014-6.....287	3-524-24.....253	3-555-15.....257	3-588-124.....178
3-502-15.....123, 347	3-525-14.....253	3-555-22.....257	3-588-140.....178
3-502-40.....123	3-525-22.....253	3-555-24.....257	3-588-40.....178
3-5020-15.....261	3-525-24.....253	3-555-40.....257	3-589-124.....291
3-5020-24.....261	3-526-14.....253	3-556-14.....270	3-59-15.....199
3-5020-40.....261	3-526-22.....253	3-556-22.....270	3-59-40.....199
3-5021-15.....260	3-526-24.....253	3-556-40.....270	3-590-124.....184
3-5021-24.....260	3-527-20.....294	3-557-14.....268	3-590-140.....184
3-5022-15.....260	3-527-22.....294	3-557-22.....268	3-590-40.....184
3-5022-24.....260	3-527-24.....294	3-557-24.....268	3-594-15.....91
3-5023-15.....260	3-528-124.....183	3-557-40.....268	3-594-24.....91
3-5023-24.....260	3-528-140.....183	3-559-14.....268	3-595-15.....91
3-504-14.....275	3-528-24.....183	3-559-22.....268	3-595-24.....91
3-504-15.....275, 347	3-528-40.....183	3-559-24.....268	3-596-15.....90
3-504-24.....275	3-53-1550.....237	3-559-40.....268	3-596-24.....90
3-504-40.....275	3-53-650.....237	3-56-15.....164	3-597-15.....90
3-5050-15.....115	3-530-22.....295	3-56-24.....164	3-597-24.....90
3-5050-40.....115	3-530-24.....295	3-56-40.....164	3-6-1206.....398
3-5052-15.....113	3-532-22.....173	3-560-22.....297	3-6-1215.....398

# INDEX

item #. . . . . pg #	item #. . . . . pg #	item #. . . . . pg #	item #. . . . . pg #
3-6-1220.....398	3-6055-40.....166	3-641-1540.....216	3-668-224.....188
3-6-1222.....398	3-607-140.....181	3-641-1624.....216	3-67-6.....163
3-6-1224.....398	3-607-24.....181	3-643-15.....203	3-670-15.....94
3-6-1240.....398	3-609-124.....232	3-643-56.....203	3-670-20.....94
3-6-1806.....398	3-609-14.....232	3-644-22.....300	3-670-22.....94
3-6-1815.....398	3-609-1414.....232	3-644-24.....300	3-671-15.....94
3-6-1820.....398	3-6094-15.....88	3-645-15.....300	3-671-20.....94
3-6-1822.....398	3-6095-15.....88	3-645-22.....300	3-671-22.....94
3-6-1824.....398	3-6097-15.....87	3-645-24.....300	3-6713-15.....147
3-6-1840.....398	3-61-15.....227	3-645-6.....300	3-6714-15.....147
3-6-2406.....398	3-61-30.....227	3-647-1540.....221	3-672-15.....94
3-6-2415.....398	3-61-6.....227	3-648-6.....305	3-672-20.....94
3-6-2420.....398	3-610-22.....308	3-649-6.....305	3-672-22.....94
3-6-2422.....398	3-610-24.....308	3-65-15.....210	3-672-24.....94
3-6-2424.....398	3-610-40.....308	3-65-24.....210	3-672-40.....94
3-6-2440.....398	3-6102-15.....122	3-65-40.....210	3-673-15.....94
3-6-3606.....398	3-6102-40.....122	3-65-6.....210	3-673-20.....94
3-6-3615.....398	3-6118-15.....209	3-650-15.....132	3-673-24.....94
3-6-3620.....398	3-6118-40.....209	3-650-56.....132	3-673-40.....94
3-6-3622.....398	3-6119-15.....209	3-651-1314.....230	3-674-24.....215
3-6-3624.....398	3-6119-40.....209	3-651-15.....132	3-674-40.....215
3-6-3640.....398	3-614-1540.....219	3-651-2018.....230	3-675-15.....121
3-6-4806.....398	3-6140-24.....195	3-651-56.....132	3-675-40.....121
3-6-4815.....398	3-6141-24.....195	3-652-1314.....231	3-676-15.....117
3-6-4820.....398	3-6143-24.....194	3-652-14.....231	3-676-40.....117
3-6-4822.....398	3-618-14.....303	3-652-2018.....231	3-677-115.....188
3-6-4824.....398	3-618-15.....303	3-653-114.....176	3-677-120.....188
3-6-4840.....398	3-618-22.....303	3-653-124.....176	3-677-215.....188
3-6-6006.....398	3-618-24.....303	3-653-14.....176	3-677-220.....188
3-6-6015.....398	3-618-40.....303	3-653-140.....176	3-678-120.....188
3-6-6020.....398	3-619-14.....303	3-653-24.....176	3-678-124.....188
3-6-6022.....398	3-619-15.....303	3-653-40.....176	3-678-215.....188
3-6-6024.....398	3-619-22.....303	3-654-114.....179	3-678-220.....188
3-6-6040.....398	3-619-24.....303	3-654-124.....179	3-678-224.....188
3-6-7206.....398	3-6194-15.....89	3-654-125.....179	3-679-15.....101
3-6-7215.....398	3-6195-15.....89	3-654-14.....179	3-679-40.....101
3-6-7220.....398	3-62-40.....228	3-654-140.....179	3-679-6.....101
3-6-7222.....398	3-62-6.....228	3-654-24.....179	3-68-15.....160
3-6-7224.....398	3-620-14.....303	3-654-25.....179	3-68-24.....160
3-6-7240.....398	3-620-15.....303	3-654-40.....179	3-68-40.....160
3-60-30.....227	3-620-22.....303	3-6548-15.....210	3-68-6.....160
3-60-6.....227	3-620-24.....303	3-656-1314.....233	3-680-24.....93
3-600-24.....298	3-6202-22.....234	3-656-2018.....233	3-681-15.....93
3-600-40.....298	3-6202-25.....234	3-657-24.....150	3-681-24.....93
3-6004-15.....212	3-6203-24.....235	3-657-40.....150	3-681-40.....93
3-6004-40.....212	3-622-15.....302	3-658-15.....193	3-683-24.....311
3-6005-15.....212	3-622-24.....302	3-658-40.....193	3-683-40.....311
3-6005-40.....212	3-623-14.....302	3-659-15.....205	3-684-1540.....129
3-6017-15.....169	3-623-15.....302	3-659-56.....205	3-685-1540.....129
3-6017-60.....169	3-623-24.....302	3-66-15.....163	3-686-1540.....130
3-6018-15.....169	3-624-14.....302	3-66-24.....163	3-688-15.....225
3-6018-60.....169	3-624-15.....302	3-66-6.....163	3-69-1215.....398
3-602-15.....122, 345	3-624-24.....302	3-663-1540.....218	3-69-1240.....398
3-602-40.....122	3-626-14.....302	3-663-1624.....218	3-69-15.....160
3-603-24.....151	3-63-15.....228	3-667-115.....188	3-69-1815.....398
3-603-40.....151	3-635-14.....180	3-667-120.....188	3-69-1840.....398
3-605-24.....154	3-636-24.....159	3-667-124.....188	3-69-24.....160
3-6050-15.....111	3-636-40.....159	3-667-215.....188	3-69-2415.....398
3-6050-40.....111	3-637-40.....159	3-667-220.....188	3-69-2423.....398
3-6051-15.....111	3-64-15.....210	3-667-224.....188	3-69-2440.....398
3-6051-40.....111	3-64-24.....210	3-668-115.....188	3-69-3615.....398
3-6054-15.....166	3-64-40.....210	3-668-120.....188	3-69-3623.....398
3-6054-40.....166	3-64-6.....210	3-668-215.....188	3-69-3640.....398
3-6055-15.....166	3-640-24.....200	3-668-220.....188	3-69-40.....160



item #. . . . . pg #	item #. . . . . pg #	item #. . . . . pg #	item #. . . . . pg #
3-69-4815.....398	3-733-16.....358	3-8-7224.....397	32-633-20.....170
3-69-4823.....398	3-734-15.....368	3-8-7240.....397	32-633-24.....170
3-69-4840.....398	3-734-16.....368	3-8-7314.....397	32-642-15.....171
3-69-6.....160	3-735-15.....372	3-8-7318.....397	32-642-20.....171
3-69-6015.....398	3-735-16.....372	3-8-7324.....397	32-642-24.....171
3-69-6023.....398	3-736-16.....363	3-8-7340.....397	32-664-24.....304
3-69-6040.....398	3-736-22.....363	3-8-7514.....397	32-665-24.....304
3-69-7215.....398	3-737-16.....363	3-8-7518.....397	
3-69-7223.....398	3-738-15.....374	3-8-7524.....397	
3-69-7240.....398	3-739-16.....370	3-8-7540.....397	
3-690-15.....95	3-739-22.....370	3-80-56.....105	
3-690-24.....95	3-740-16.....376	3-803-15.....125, 329	
3-690-40.....95	3-740-22.....376	3-803-40.....125	
3-6900-24.....97	3-742-16.....376	3-804-15.....125, 329	
3-6901-24.....97	3-742-22.....376	3-804-40.....125	
3-6902-24.....97	3-743-15.....366	3-805-15.....126	
3-6903-15.....97	3-744-15.....366	3-805-40.....126	
3-6903-24.....97	3-745-15.....366	3-806-15.....126	
3-6903-40.....97	3-746-15.....383	3-806-40.....126	
3-691-15.....95	3-746-16.....383	3-807-15.....207	
3-691-24.....95	3-747-15.....386	3-807-40.....207	
3-694-24.....201	3-747-16.....386	3-808-15.....206	
3-695-24.....201	3-748-15.....357	3-808-40.....206	
3-697-24.....153	3-748-16.....357	3-809-15.....213	
3-697-40.....153	3-749-15.....367	3-809-40.....213	
3-700-16.....392	3-751-15.....384	3-81-56.....105	
3-700-22.....392	3-752-16.....388	3-810-15.....213	
3-701-16.....392	3-753-15.....380	3-810-40.....213	
3-701-22.....392	3-754-15.....380	3-812-15.....135	
3-702-16.....362	3-755-15.....365	3-812-56.....135	
3-703-16.....362	3-756-15.....365	3-8145-15.....136	
3-703-22.....362	3-757-15.....361	3-8145-56.....136	
3-707-15.....379	3-758-15.....361	3-874-15.....119	
3-708-15.....391	3-759-15.....356	3-874-40.....119	
3-708-16.....391	3-760-15.....356	3-875-15.....119	
3-710-222.....390	3-761-15.....393	3-875-40.....119	
3-711-224.....390	3-762-15.....393	3-876-15.....117	
3-712-222.....373	3-763-15.....393	3-876-40.....117	
3-712-224.....373	3-764-15.....387	3-877-15.....117	
3-713-222.....373	3-764-24.....387	3-877-40.....117	
3-713-224.....373	3-765-15.....386	3-9-108-15.....43, 45	
3-719-15.....385	3-765-16.....386	3-9-108-24.....43, 45	
3-719-16.....385	3-766-15.....381	3-9-108-40.....43, 45	
3-720-16.....364	3-770-15.....354	3-9-108-6.....43, 45	
3-720-22.....364	3-771-15.....354	3-9-119-15.....24	
3-721-16.....364	3-772-15.....354	3-9-119-24.....24	
3-721-22.....364	3-773-15.....389	3-9-119-40.....24	
3-722-15.....355	3-774-15.....389	3-9-119-6.....24	
3-723-15.....355	3-8-61306.....27	3-9-129-15.....39, 41	
3-724-15.....355	3-8-61324.....27	3-9-129-23.....39, 41	
3-725-15.....378	3-8-6314.....397	32-601-20.....299	
3-725-24.....378	3-8-6318.....397	32-601-24.....299	
3-726-16.....360	3-8-6324.....397	32-601-40.....299	
3-726-22.....360	3-8-6340.....397	32-612-40.....309	
3-727-16.....360	3-8-6514.....397	32-630-15.....301	
3-727-22.....360	3-8-6518.....397	32-630-24.....301	
3-728-16.....375	3-8-6524.....397	32-630-40.....301	
3-728-22.....375	3-8-6540.....397	32-631-15.....301	
3-729-15.....377	3-8-6714.....397	32-631-24.....301	
3-730-16.....359	3-8-6718.....397	32-631-40.....301	
3-731-16.....359	3-8-6724.....397	32-632-15.....170	
3-732-15.....382	3-8-6740.....397	32-632-20.....170	
3-732-16.....382	3-8-7214.....397	32-632-24.....170	
3-733-15.....358	3-8-7218.....397	32-633-15.....170	

# 2025 ORDERING INFORMATION

phone: 877.607.0202

fax: 877.607.0203

email: [customersupport@oxygenlighting.com](mailto:customersupport@oxygenlighting.com)

## HOW TO ORDER

Orders are placed with authorized Oxygen sales representatives.

## WAREHOUSE/ORDERING HOURS

Warehouse operations are open from 8:00am - 5:30pm Central Standard Time Monday through Friday.

## PRICES

Buyer agrees to pay Company's established prices in effect on date of shipment if shipment is from other persons or firms, or on date of delivery if delivered from Company's stock. Prices are F.O.B. shipping point. Where transportation charges are expressly included, the same are based on present rates, and are subject to adjustment for any increase or decrease in effect at time of shipment. Any direct tax, including sales or use tax, imposed by law with respect to the sale or manufacture of any merchandise sold is to be added.

## TERMS

All invoices are due and payable on a net 30-day basis from invoice date unless otherwise stated on the invoice. All past due invoices arising hereunder or otherwise owing to Company by Buyer shall bear interest at the maximum rate per annum provided by law, but in no event any rate in excess of that permitted by law.

## CREDIT

All sales are subject to approval by the credit department of Company. If the credit rating of Buyer becomes unsatisfactory in the opinion of the credit department of Company prior to delivery of the merchandise covered by any order, the sale may be cancelled by Company. If Buyer fails to fulfill any terms of the purchase agreed upon in connection with this or any other order, Company may defer delivery until compliance therewith is made, or at its option may cancel any sale. For credit approval of new accounts, a completed and signed Company credit application must be in our possession before credit verification can begin. New accounts normally take 48 hours to process. Company uses the services of Dun & Bradstreet and other credit reporting companies for credit analysis. We report delinquent accounts to those companies. We fill orders only after credit approval. Active accounts will be credit determined the same day the order is received. Orders for past due accounts are not shipped until the account status is current.

## DELIVERY

Company shall not be responsible for any delay or failure to make delivery which is occasioned by causes beyond its control, including but not restricted to fires, floods, strikes, labor disputes, accidents, embargoes, delays in transportation, fuel, material or labor shortages, failure to obtain delivery from manufacturers or subcontractors, any ruling, regulation or law of any government bureau or agency, or by any Act of God. Delays so caused shall not release Buyer from his obligation to accept and pay for goods. Company's responsibility ceases upon delivery of the merchandise to the carrier.

## SHIPPING POINT FOR ALL PURPOSES

All shipments are FOB Company's warehouse, in Fort Worth, Tarrant County, Texas.

## SHIPPING METHOD AND CHARGES

Company ships via the least expensive, not necessarily the fastest, carriers. If Buyer has a preferred carrier and wishes to pay the freight charges directly to the carrier, please provide your account number for the carrier of your choice. For basic ground transportation services, the Buyer may be asked to pay a premium for custom selected carriers. Buyer will be required to pay the entire Freight Services charge for any shipments using expedited ground transport or air transport services. All orders are shipped Prepaid and Add, unless the Customer requests to be billed Third Party. For orders of \$500 or more : Freight charges for standard LTL commercial delivery or parcel delivery will be equal to 10% of the total order amount for shipments in the USA. If the invoice is paid within its dating Terms, the customer may deduct the Freight charges. For orders less than \$500 : Freight charges for Standard LTL commercial delivery or parcel delivery will be equal to 10% of the total order amount for shipments in the USA. Any shipment outside the USA, Buyer should contact Company's Customer Service Department for a freight quote. If any items are backordered, they will also be billed at the same freight rate as the original order, when they ship. Company contracts with LTL Freight carriers for standard commercial delivery only. Residential deliveries or accessorial services from LTL Carriers will incur additional charges that are in addition to the freight rates stated above. If you advise us that you need such services when you place your order, we will prepay for the services and add them to your invoice. Otherwise, the freight carrier will bill you directly for such additional services. Parcel shipments (such as UPS) will not incur additional charges for residential delivery or accessorial services.

## SHORTAGE CLAIMS

Any claim for shortage must be made to Company within 3 days of delivery.

## FREIGHT CLAIMS

We assure that products are in good condition prior to packing and shipping. Company is not responsible for shipments after they leave our warehouse. The carrier signs for acceptance at that time. Buyers must examine all arriving shipments for evidence of damage or breakage, and must refuse acceptance or file a claim with the carrier for compensation. UNDER NO CIRCUMSTANCES SHALL OXYGEN BE RESPONSIBLE FOR DAMAGE IN U.P.S./FED EX SHIPMENTS. All shipments are FOB Company's warehouse in Fort Worth, Tarrant County, Texas.

## RETURNED GOODS

Merchandise Returned for Credit must be accompanied by a returned merchandise authorization (RMA) number issued by Company within 90 days of our invoice date. Merchandise must be returned; freight prepaid, in its original factory sealed packaging and is subject to a 50% restocking fee. Discontinued, non-standard, modified (CDX) or unsaleable merchandise will not be accepted as returned goods for credit. Merchandise Returned Under Warranty for Credit must be accompanied by a return merchandise authorization (RMA) number issued by us within the warranty period. In addition, ceiling fan warranty claims made by Company dealers on behalf of end users must be accompanied by a copy of the end user's dated proof of purchase as evidence of warranty validity. Merchandise must be returned, freight prepaid, in its original factory packaging. Merchandise that has been modified, or is missing parts, or that is not in its original packaging will be repaired and returned freight prepaid (if the warranty claim is approved). If merchandise cannot be repaired, credit will be issued at the invoiced value, less the value of any missing parts.

## CANCELLATION BY BUYER

No merchandise may be returned for credit or replacement except on written approval by Company. Orders placed with and accepted by Company may not be cancelled except with Company's written consent. Purchase orders cancelled more than 5 days after the date of Acknowledgement / Proforma are subject to a 50% cancellation fee.

## DROP SHIPMENTS

Company reserves the right to refuse drop shipment or pick-up orders that are bound for destinations outside the Buyer's regular or assigned selling or service area. Drop shipments are subject to additional charges and at Company's discretion.

## LIMITED WARRANTY

Company warrants that our products are free of defects in workmanship and materials. **Such warranty is in lieu of all other warranties including, without limitation, any implied warranties of merchantability or fitness for a particular purpose.** Company will, at our sole option, repair or replace, FOB shipping point, freight prepaid within the Continental U.S., any of our products defective in workmanship or materials. Such repair or replacement is the sole and exclusive remedy against Company and is limited to two (2) years from the date of invoice to the original end user of all lighting, ceiling fan and accessory products (except Energy Star lighting products). Company warrants our Energy Star lighting products for three (3) years from the date of the invoice to the original end user. The Company warrants our integral LED light fixtures for five (5) years from the date of invoice to the original end user on driver and array parts. The Company also offers specific warranty on its ceiling fans directly to the original end users of such products and such warranties will vary between models. Consult the warranty inside each ceiling fan box for further information. The Company's warranties are not applicable to any lighting product that is not installed and operated in accordance with the National Electric Code (NEC) and Company's product instructions, including, but not limited to, lamping requirements and installation instructions. Consult the warranty included inside each light fixture box for further information. Company does not warrant any product which we promote and sell as "discontinued" or any product which has been altered or repaired outside of our factory or any product which, in our opinion, has been subject to abuse, misuse, negligence, accident or improper installation, maintenance or storage. **Company will not be responsible for any costs incurred in the removal or reinstallation of any product nor any consequential or incidental damages arising out of or in connection with product use or performance or any breach of aforementioned warranties.** The terms, specifications, and conditions contained herein supersede all previous terms, specifications, and conditions, and are subject to change without notice.

## PLACE OF PAYMENT AND APPLICABLE LAW

Buyer agrees to pay all sums which may become due under this order or which he may otherwise owe to Company at the principal office of Company in Fort Worth, Tarrant County, Texas. This agreement shall be governed by and construed in accordance with the laws of the State of Texas. Buyer hereby agrees and consents to the jurisdiction of the Courts of the State of Texas and further consents to the exclusive and mandatory venue in Tarrant County, Texas, for any dispute arising between the Company and Buyer.

## FORBEARANCE/NO WAIVER

Forbearance or failure of Company to enforce any of these conditions or to exercise any right accruing from any default of Buyer shall not affect or impair Company's rights should such default continue or in case of any subsequent default of Buyer, nor shall such forbearance or failure be deemed a waiver of Company's rights in case of other or future defaults of Buyer.

## SECURITY INTEREST

Buyer grants Company a security interest in all goods purchased from Company, the exact description of which goods is found in each invoice presented to Buyer. Buyer appoints Company, as Buyer's attorney-in-fact for purposes of signing and filing with appropriate authority a Financing Statement (UCC-1) or any modification or extension thereof.

CATBIGX25

Oxygen Rev. 5-1-20



you need it

**FIND US ON SOCIAL MEDIA:**



@oxygenlighting

**Oxygen Headquarters**

201 Railhead Rd. | Fort Worth, TX 76106 | [OxygenLighting.com](http://OxygenLighting.com) | 877-607-0202

Copyright © 2025 by Oxygen CATBIGX25 January 2025