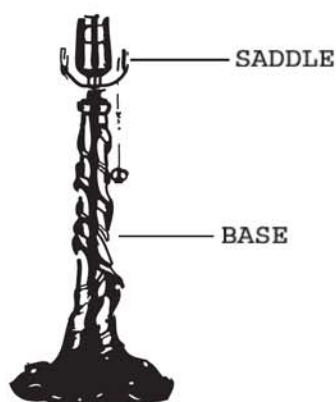
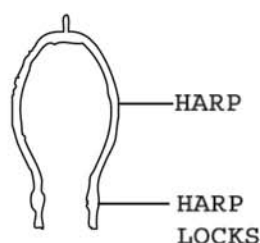
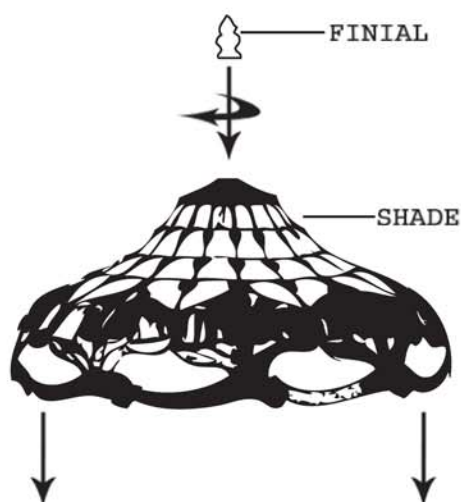


# ASSEMBLY INSTRUCTIONS FOR #82319 SG370-14-1-REC



**IMPORTANT**  
CAREFULLY UNPACK AND IDENTIFY  
ALL PARTS BEFORE ASSEMBLY.  
BULBS ARE NOT INCLUDED

1. Remove finial from harp.
2. Screw light bulb into socket.
3. Place harp into saddle, push harp locks down and onto saddle.
4. Place shade onto harp.
5. Screw finial into harp. Plug lamp into wall outlet, turn up and ENJOY!



*"A Commitment to Excellence in Lighting and Service"*

CALL OUR CUSTOMER SERVICE DEPARTMENT AT 1-800-222-4009

MONDAY - FRIDAY 8:00 a.m. - 6:00 p.m. ET

visit us on the web at [www.meyda.com](http://www.meyda.com)