 DIMONDHOME
SPRING 2018
supplement to 2017 main catalog



Dimond Home, known for its beautifully curated portfolio of table lamps, accent furniture, and uniquely crafted accessories, has grown into the go-to brand for lighting and home décor. Our award-winning design team is committed to offering collections that expertly mix the best of what's new and fresh with tried-and-true elements of classic design, creating "gotta have it" product stories that challenge convention, excite the senses and awaken the soul. Our dedication to transcending the highest standards of quality, innovation and creativity is surpassed only by our unrelenting commitment to service: From our resourceful product consultants to our friendly and knowledgeable customer care team, Dimond Home makes it fun and easy to select an item that will be a brilliant addition to your surroundings.

We are proud to say this season's release features some of the most exceptional furniture pieces Dimond Home has ever produced; offering a suite of surpassingly elegant silhouettes expressly authored by our Head of Furniture and Accessories Design – E. Darrell Gardner. Darrell's avant-garde approach to design is matched only by his extraordinary instinct for enduring form and functional detail, speaking to the balance of innovation and premium craftsmanship Dimond Home is known for. Along with his experiences traveling the world, Gardner draws inspiration from New York City where he works and lives, and which continues to shape and instruct his creative vision and personal style. Winning several ADEX awards, he also contributed designs for the Annual Dallas ARTS Awards, where Dimond Home has been a multiple time nominee and taken home a win for excellence in product design.

E. Darrell Gardner

| FURNITURE |



A



B

A HUGHES ENTERTAINMENT CONSOLE
7011-1234 68" w x 18" d x 30" h
made from solid mahogany

B GOSFORD ENTERTAINMENT CONSOLE
7011-1233 68" w x 18" d x 24" h
made from solid mahogany





A ELECTRA SIDE CHEST
7011-1228 26"w x 18"d x 28"h
made from mahogany



B GIRL FRIDAY CABINET
1206-004 40"w x 16"d x 36"h
made from wood, linen, and acrylic



C BAHIA CHEST
7011-1372 60"w x 16"d x 32"h
made from wood composite





A

side chest

tall chest



A HERRINGBONE CHESTS

side chest

7011-1423 30"w x 18"d x 24"h

tall chest

7011-1422 48"w x 18"d x 44"h

made from mahogany

B MILFORD ENTERTAINMENT CONSOLE

7011-1232 68"w x 18"d x 24"h

made from solid mahogany and metal

C VELTINS CHEST

24-9259 41"w x 15"d x 34"h

made from wood



B



C





- A MISTER MOD COFFEE TABLE
7011-1212 36"w x 24"d x 19"h
made from mahogany, tin
and wood composite
- B MISTER MOD CONSOLE TABLE
7011-1211 54"w x 17"d x 35"h
made from mahogany, tin,
wood composite, and glass
- C MISTER MOD DINING TABLE
7011-1210 90"w x 29"d x 30"h
made from mahogany, tin
and wood composite
- D MISTER MOD SIDE TABLE
7011-1209 22"w x 22"d x 20"h
made from mahogany, tin
and wood composite
- E SHAMPOO CONSOLE
7011-1201 50"w x 15"d x 33"h
made from mahogany, metal
and glass



D



E





A



alternate view without glass top

- A URSELA DINING TABLE
7011-1369 81"w x 81"d x 34"h
made from teak and glass
- B TEAK BUNDLE SIDE TABLE
7011-1365 24"w x 24"d x 15"h
made from teak
- C TEAK STARBURST COFFEE TABLE
7011-1364 46"w x 31"d x 16"h
made from teak



B



C





A



B



C



D



A GOLD BAR ACCENT TABLE
8903-087 12"w x 12"d x 18"h
made from hammered antique brass

B HOUBLON ACCENT TABLE
8903-086 14"w x 14"d x 24"h
made from aluminum, bone,
resin and brass

C ELECTRA DESK
7011-1227 60"w x 30"d x 31"h
made from solid mahogany

D WOOD KEY COFFEE TABLE
7011-1370 60"w x 36"d x 16"h
made from wood composite



A TRIPLE CROWN COFFEE TABLE
1114-304 35" w x 35" d x 17" h
made from acrylic, glass
and stainless steel

B EQUITY COLLECTION
console table
1114-306 44" w x 16" d x 29" h
coffee table
1114-305 47" w x 27" d x 16" h
shelf
1114-307 35" w x 16" d x 70" h
made from acrylic, glass
and stainless steel





A



B



D



E



C



F



A GIRL FRIDAY ACCENT TABLE
1206-001 16"w x 18"d x 24"h
made from wood and linen
with acrylic hardware

B GIRL FRIDAY CONSOLE
1206-003 48"w x 14"d x 32"h
made from wood and linen
with acrylic hardware

C GIRL FRIDAY COFFEE TABLE
1206-002 48"w x 28"d x 18"h
made from wood and linen
with acrylic hardware

D SCOTCH MIST SIDE TABLE
1114-301 21"w x 21"d x 24"h
made from metal clear glass
and mirror

E SCOTCH MIST CONSOLE TABLE
1114-303 44"w x 44"d x 29"h
made from metal, clear glass
and mirror

F SCOTCH MIST COFFEE TABLE
1114-302 47"w x 28"d x 16"h
made from metal, clear glass
and mirror



A

A KINGSTON INDOOR & OUTDOOR
DINING TABLE
157-048 94"w x 35"d x 30"h
made from concrete
indoor / outdoor



* To extend the life of your concrete furniture when used outdoors we recommend regular treatment wax (157-053). 157-053



side table

B



coffee table

B MILLFIELD INDOOR & OUTDOOR TABLES
side table
157-052 43"w x 43"d x 16"h
coffee table
157-051 24"w x 24"d x 23"h
made from concrete
indoor / outdoor

C WAVE INDOOR & OUTDOOR STOOL
157-041 16"w x 16"d x 18"h
made from concrete
indoor / outdoor

D TARA INDOOR & OUTDOOR COLLECTION
console
157-044 14"w x 55"d x 31"h
coffee table
157-045 28"w x 55"t x 14"h
made from acacia wood,
wood composite and concrete



C



console



coffee table



| SEATING |



- A LUGE CHAIR
1204-048 28"w x 36"d x 40"h
made from wool fabric and wood
- B KOMODO CHAIR
1204-073 28"w x 26"d x 31"h
made from birch wood, metal
and velvet fabric
- C PATRICIA CHAIR
7011-1371 24"w x 34"d x 36"h
made from teak and linen fabric
- D HUTTON CHAIR
1204-049 24"w x 28"d x 38"h
made from velvet fabric and wood





A

A JUST A CIGAR CHAIR
1221-005 26" w x 33" d x 34" h
made from stainless steel
and real leather

B MOXIE CHAIR
1204-078 30" w x 31" d x 32" h
made from stainless steel,
and velvet fabric

C BLOODHORSE CHAIR
1221-001 27" w x 31" d x 30" h
made from real leather
with stainless steel

D OLD SPORT CHAIR
1204-077 26" w x 32" d x 33" h
made from stainless steel,
and velvet fabric

E PYRAMID SCHEME CHAIR
1218-1014 27" w x 31" d x 26" h
made from stainless steel
and faux leather



B



C



D



E





A

A COQUETTE SOFA
1204-081 39" w x 35" d x 30" h
made from stainless steel,
and velvet fabric

B SIEGE TRAIN OTTOMAN
1204-082 51" w x 27" d x 17" h
made from stainless steel,
and velvet fabric

C AIR TO THE THRONE CHAIR
1221-003 24" w x 34" d x 31" h
made from acrylic with real leather

D DINGO CHAIR
1221-004 27" w x 28" d x 30" h
made from real leather



alternate view



C



alternate view



D





A



B



A HAIR APPARENT STOOL
3169-063 16"w x 16"d x 19"h
made from acrylic and real mo hair

B HAIR OF MYSTERY OTTOMAN
3169-070 15"w x 15"d x 19"h
made from stainless steel,
and real mo hair fabric

C HAIR TO THE THRONE CHAIR
1221-002 25"w x 24"d x 31"h
real sheepskin with stainless steel



C





alternate view

A



B



alternate view



A GUINAN CHAIR
8985-065 22"w x 24"d x 28"h
made from steel and linen

B CECILIA CHAIR
8985-066 30"w x 25"d x 31"h
made from steel and linen





A SIEGE TRAIN SOFA
 1204-074 84"w x 35"d x 30"h
 made from stainless steel,
 and velvet fabric



C TOFFEEHAMMER SOFA
 1204-075 83"w x 35"d x 28"h
 made from stainless steel,
 and velvet fabric



B GRANDE CONGRESS SOFA
 1204-079 87"w x 35"d x 31"h
 made from stainless steel,
 and velvet fabric



D COQUETTE SOFA
 1204-080 74"w x 32"d x 30"h
 made from stainless steel,
 and velvet fabric



A - B



two single units with cushions



A



corner unit



A LANNISTER OUTDOOR SOFAS

single unit

157-049 28"w x 31"d x 28"h

corner unit

157-050 28"w x 31"d x 28"h

made from concrete

B LANNISTER OUTDOOR CUSHIONS

for single unit

157-049Cushions/S2 28"w x 24"d x 16"h
set of 2

for corner unit

157-150Cushions/S3 24"w x 24"d x 16"h
set of 3

made from fabric

A



single and corner units combined



A - B



alternate view with cushions





A

* Each of these beds are available in full, twin and California king sizes by special order.



- A ELECTRA QUEEN BED
7011-1222 86"w x 64"d x 60"h
made from solid mahogany
- B ELECTRA KING BED
7011-1223 86"w x 80"d x 60"h
made from solid mahogany



B



- C HERRINGBONE QUEEN BED
7011-1421 68"w x 87"d x 56"h
made from mahogany
- D HERRINGBONE KING BED
7011-1429 100"w x 87"d x 56"h
made from mahogany



C - D






A

A BRADFORD QUEEN BED
 7011-1218 98"w x 77"d x 55"h
 made from solid mahogany
 and linen

* Each of these beds are available in full, twin and California king sizes by special order.



B

B BRADFORD KING BED
 7011-1219 98"w x 93"d x 55"h
 made from solid mahogany
 and linen






A

A ALEXANDER QUEEN BED
7011-1220 65"w x 85"d x 48"h
made from solid mahogany
and linen

* Each of these beds are available in full, twin and California king sizes by special order.



B

B ALEXANDER KING BED
7011-1221 83"w x 85"d x 48"h
made from solid mahogany
and linen





A




B




C

- A **ELECTRA MIRROR**
7011-1217 36"w x 3"d x 72"h
made from solid mahogany and mirror
- B **BOFFO WALL MIRROR LIGHT**
D3687 36"w x 6"d x 48"h
made from metal and mirror
maximum wattage 12 x 60W Med.
- C **SHIVERPEAK MIRROR**
2215-1000 25"w x 1"d x 25"h
made from rock crystal and mirror



A



C



A UP LINK
3168-050 31"w x 4"d x 31"h
made from wood, metal, and linen

B SCORCH
3168-052 24"w x 2"d x 31"h
made from wood, metal, and linen

C PLENTY OF BYTES
3168-053 12"w x 2"d x 35"h
made from wood, metal and linen

D ZIP LINE
3168-054 12"w x 2"d x 24"h
made from wood, stone, and linen



B



D





A



B



- A **CHRYSLER ON GLASS**
7011-1419 25"w x 5"d x 37"h
made from wood composite
and hand stretched canvas

- B **SUMMER CONE**
7011-1389 36"w x 2"d x 46"h
made from wood composite
and hand stretched canvas

- C **MARTINI**
7011-1385 37"w x 5"d x 37"h
made from wood composite
and hand stretched canvas

- D **HIGH BALL**
7011-1387 37"w x 5"d x 37"h
made from wood composite
and hand stretched canvas

- E **MARGARITA**
7011-1388 37"w x 5"d x 37"h
made from wood composite
and hand stretched canvas

- F **PINT**
7011-1383 37"w x 5"d x 37"h
made from wood composite
and hand stretched canvas



C



D



E



F





A



C



D



E

- A **DROPLETS**
7011-1393 56"w x 2"d x 66"h
made from wood composite
and hand stretched canvas
- B **WHISKEY ABSTRACT**
7011-1420 55"w x 5"d x 49"h
made from wood composite
and hand stretched canvas
- C **UNIVERSE DENSITY**
7011-1415 78"w x 2"d x 60"h
made from wood composite
and hand stretched canvas
- D **EVENING DUNES**
7011-1376 37"w x 2"d x 53"h
made from wood composite
and hand stretched canvas
- E **30,000 FEET**
7011-1394 41"w x 2"d x 55"h
made from wood composite
and hand stretched canvas





A




B



- A MIND MAP
7011-1416 98"w x 2"d x 66"h
made from wood composite
and hand stretched canvas
- B CLOUDS II
7011-1418 60"w x 2"d x 60"h
made from wood composite
and hand stretched canvas
- C BOTANICAL GARDENS I
7011-1411 37"w x 1"d x 25"h
made from wood composite
and photography paper
- D BOTANICAL GARDENS II
7011-1412 37"w x 1"d x 25"h
made from wood composite
and photography paper
- E BUSHWICK
7011-1400 25"w x 1"d x 37"h
made from wood composite
and photography paper



C



D



E







chandelier



wall sconce

A AIRESE COLLECTION

chandelier
1141-084 25"w x 25"d x 20"h
overall height 67"
maximum wattage 9 x 60W Cand.
3' chain and 6'cord

wall sconce
1141-085 13"w x 7"d x 15"h
maximum wattage 2 x 60W Cand.
made from glass and metal

B MERCURY ASCENDANT CHANDELIER

1141-066 15"w x 15"d x 26"h
overall height 62"
made from glass and metal
maximum wattage 4 x 60W Cand.
1 x 6", 1 x 12" and 1 x 18" rods



B





A



B



A COLD ROLLED CHANDELIER
 1140-062 24"w x 24"d x 33"h
 overall height 76"
 made from metal and glass
 maximum wattage 20 x 60W Cand.
 1 x 6", 1 x 12" and 1 x 24" rods

B VAPOR CONE CHANDELIER
 1141-069 19"w x 19"d x 33"h
 overall height 78"
 made from acrylic and metal
 maximum wattage 4 x 60W Cand.
 3' chain and 6' cord

C SPECTACLE CHANDELIER
 1141-068 30"w x 30"d x 19"h
 overall height 67"
 made from glass and metal
 maximum wattage 8 x 60W Cand.
 3' chain and 6' cord

D SPHAIRA CHANDELIER
 1140-065 26"w x 26"d x 18"h
 overall height 67"
 made from metal and glass
 maximum wattage 6 x 60W Cand.
 and 1 x 60W Med.
 1 x 6", 1 x 12" and 1 x 24" rods



C



D





chandelier

A

semi flush



A STING COLLECTION
candelier
 1140-069 22" w x 22" d x 8" h
 overall height 80"
 maximum wattage 7 x 60W Cand.
semi flush
 1140-070 17" w x 17" d x 7" h
 overall height 54"
 maximum wattage 5 x 60W Cand.
 made from metal and crystal
 1 x 3", 1 x 6" and 3 x 12" rods

B KVIST CHANDELIER
 D3780 22" w x 22" d x 14" h
 overall height 67"
 made from metal, brass and crystal
 maximum wattage 6 x 60W Cand.
 3' chain and 6' cord

C THROTTLE CHANDELIER
 1140-066 21" w x 21" d x 14" h
 overall height 82"
 made from metal and glass
 maximum wattage 6 x 60W Cand.
 3' chain and 6' cord

D ICY RECEPTION CHANDELIER
candelier
 1141-086 27" w x 27" d x 18" h
 overall height 67"
 maximum wattage 9 x 60W Cand.
island light
 1141-087 43" w x 14" d x 15" h
 overall height 92"
 maximum wattage 12 x 60W Cand.
 made from glass and metal
 6' chain and 12' cord



chandelier



B



C



island light





A



B

A SHASTA CHANDELIER
 1141-067 22" w x 22" d x 36" h
 overall height 80"
 made from glass and metal
 maximum wattage 20 x 60W Cand.
 3' chain and 6' cord

B SYMPOSIUM CHANDELIER
 1141-065 27" w x 27" d x 14" h
 overall height 58"
 made from glass and metal
 maximum wattage 16 x 60W Med.
 1 x 6", 1 x 12" and 1 x 24" rods

C RAPID PULSE CHANDELIERS
large
 1141-079 30" w x 30" d x 35" h
 overall height 79"
 maximum wattage 5 x 60W Cand.
small
 1141-095 20" w x 20" d x 23" h
 overall height 67"
 maximum wattage 3 x 60W Cand.
 made from acrylic and metal
 3' chain and 6' cord



C

large chandelier

small chandelier





A CATACLYSM COLLECTION
chandelier
 1141-073 30"w x 30"d x 30"h
 overall height 70"
 maximum wattage 8 x 60W Cand.

flush mount
 1141-099 26"w x 26"d x 18"h
 maximum wattage 3 x 60W Cand.
 made from metal
 3ft chain and 6ft cord

B INTO STELLAR SPACE CHANDELIER
 1141-061 23"w x 23"d x 17"h
 overall height 68"
 made from stainless steel and metal
 maximum wattage 10 x 60W Cand.
 1 x 6", 2 x 12" and 1 x 18" rods





chandelier

pendant

A FOCAL POINT COLLECTION
chandelier
 1141-062 25" w x 25" d x 22" h
 overall height 62"
 maximum wattage 5 x 60W Cand
 1 x 6", 1 x 12" and 1 x 18" rods
pendant
 1141-063 5" w x 5" d x 7" h
 overall height 51"
 maximum wattage 1 x 60W Cand.
 1 x 6" and 3 x 12" rods
 made from glass and metal

B BEAM CAGE COLLECTION
pendant
 1141-064 16" w x 12" d x 16" h
 overall height 62"
 1 x 6" and 3 x 12" rods
island light
 1141-075 48" w x 12" d x 24" h
 overall height 103"
 made from glass and metal
 maximum wattage 3 x 40W Med.
 6' chain and 12' cord



pendant

island light





A



A BLIND TIGER CHANDELIER
1141-074 32"w x 32"d x 19"h
overall height 64"
made from glass and metal
maximum wattage 6 x 40W Med.
3' chain and 6' cord

B LEVITY CHANDELIER
1140-067 34"w x 34"d x 20"h
overall height 67"
made from metal and glass
maximum wattage 18 x 40W G9
1 x 6", 1 x 12" and 1 x 24" rods

C COMMUNIQUÉ CHANDELIER
1141-083 64"w x 39"d x 24"h
overall height 67"
made from glass and metal
maximum wattage 9 x 40W Cand.
1 x 6", 1 x 12" and 1 x 24" rods


D ACCELERATED RETURNS CHANDELIER
1141-082 34"w x 24"d x 24"h
overall height 67"
made from glass and metal
maximum wattage 8 x 40W Cand.
1 x 6", 1 x 12", 1 x 24" rods



C



B



D





A



A CADABRA CHANDELIER
1141-071 28"w x 28"d x 28"h
overall height 67"
made from glass and metal
maximum wattage 5 x 60W Cand.
3' chain and 6' cord

B PROWESS ISLAND LIGHT
1140-060 36"w x 4"d x 4"h
overall height 78"
made from metal
maximum wattage 2 x 60W Med.
3' wire and 6' cord

C SURFACE TO AIR CHANDELIER
1141-076 38"w x 38"d x 27"h
overall height 67"
made from glass and metal
maximum wattage 5 x 40W Med.
3' chain and 6' cord



B



C



A



wall sconce



chandelier



B



A NICO LIGHTING COLLECTION

wall sconce
 1141-077 14"w x 8"d x 17"h
 maximum wattage 2 x 60W Cand.

chandelier
 1141-060 22"w x 22"d x 30"h
 overall height 67"
 maximum wattage 4 x 60W Cand.
 3' chain and 6' cord
 made from metal
 ecru cotton fabric shade
 shade size - 7"w x 7"d x 9"h

B RENAISSANCE INVENTION PENDANT

D3692 8"w x 8"d x 9"h
 overall height 80"
 made from wood and wire
 maximum wattage 1 x 60W Med.
 3' chain and 6' cord

C PISTIL CHANDELIER

D3702 29"w x 29"d x 25"h
 made from metal
 maximum wattage 3 x 60W Med.
 overall height 67"
 3' chain and 6' cord



C





A

wall sconce

flush mount



D



E



- A **PICFAIR CHANDELIER**
flush mount
1141-089 11"w x 11"d x 11"h
wall sconce
1141-090 8"w x 9"d x 8"h
made from glass and metal
maximum wattage 1 x 40W Med.
- B **SUN DOG WALL SCONCE**
1141-091 11"w x 12"d x 10"h
made from glass and metal
maximum wattage 1 x 40W Med.
- C **ANNEES FOLLES WALL SCONCE**
D3690 14"w x 5"d x 14"h
made from alabaster and metal
maximum wattage 2 x 25W Cand.
- D **TIGER BY THE TAIL WALL SCONCE**
1141-093 14"w x 7"d x 27"h
made from metal
ecru cotton fabric shade
shade size - 14"w x 6"d x 8"h
maximum wattage 2 x 60W Cand.
- E **ANCHORAGE WALL SCONCE**
1141-092 14"w x 7"d x 27"h
made from metal
ecru cotton fabric shade
shade size - 14"w x 6"d x 8"h
maximum wattage 2 x 60W Cand.
- F **MELT DOWN WALL SCONCE**
D3689 7"w x 6"d x 20"h
made from metal and glass
bavaria grey faux silk fabric shades
with matching liner
shade size - 7"w x 6"d x 8"h
maximum wattage 1 x 60W Cand.
- G **LONDINIUM WALL SCONCE**
D3686 7"w x 6"d x 20"h
made from metal and marble
bavaria light gold faux silk fabric shade
with matching liner
shade size - 7"w x 6"d x 8"h
maximum wattage 1 x 60W Cand.



F

G



| TABLE & FLOOR LAMPS |





A



B

A PRIORATO TABLE LAMP
D3645 18"w x 11"d x 34"h
made from crystal and metal
oyster faux silk fabric shade
with matching liner
shade size - 18"w x 11"d x 11"h
maximum wattage 150W Med.
3-way switch

B EMBASSY TABLE LAMP
D3519 17"w x 17"d x 34"h
made from metal
and alabaster composite
light taupe organza shade
with gold faux silk inner shade
shade size - 17"w x 17"d x 12"h
maximum wattage 150W Med.
3-way switch

C VAJRA TABLE LAMP
D3639 18"w x 18"d x 34"h
made from metal and crystal
light taupe organza shade
with gold faux silk inner shade
shade size - 18"w x 18"d x 9"h
maximum wattage 2 x 60W Med.
on/off pull chains

D JOYAUX TABLE LAMP
D3640 16"w x 16"d x 28"h
made from metal, marble and glass
grey linen fabric shade with grey liner
shade size - 16"w x 16"d x 10"h
maximum wattage 150W Med.
3-way switch

E SPRING LOADED TABLE LAMP
D3638 19"w x 10"d x 36"h
made from metal
and hand formed glass
oyster faux silk fabric shade
with matching liner
shade size - 19"w x 10"d x 10"h
maximum wattage 150W Med.
3-way switch



C



D



E





A



B



A SWOON TABLE LAMP

D3643 12"w x 12"d x 32"h
made from metal and glass
light taupe organza shade
with gold faux silk inner shade
shade size - 12"w x 12"d x 14"h
maximum wattage 100W Med.
3-way switch

B FARRAH TABLE LAMP

D3636 13"w x 13"d x 33"h
made from mouth blown art glass,
crystal and metal
grey faux silk fabric shade
with light grey liner
shade size - 12"w x 12"d x 14"h
maximum wattage 150W Med.
3-way switch

C XUCLAR ROUND LAMP

D3642 17"w x 17"d x 30"h
made from metal and glass
grey linen fabric shade with grey liner
shade size - 17"w x 17"d x 10"h
maximum wattage 150W Med.
3-way switch

D XUCLAR FLARED LAMP

D3641 17"w x 17"d x 30"h
made from metal and glass
grey linen fabric shade with grey liner
shade size - 17"w x 17"d x 10"h
maximum wattage 150W Med.
3-way switch

E RAINSHADOW TABLE LAMP

D3637 12"w x 12"d x 15"h
made from mouth blown art glass,
crystal and metal
bavaria grey faux silk fabric shade
with matching liner
shade size - 12"w x 12"d x 15"h
maximum wattage 150W Med.
3-way switch



C



D



E





A

table lamp

floor lamp

A KENTUCKY DOWNS LAMPS

table lamp

D3693 16"w x 16"d x 35"h
shade size - 16"w x 16"d x 14"h

floor lamp

D3635 16"w x 16"d x 67"h
shade size - 16"w x 16"d x 16"h
made from ceramic and metal
off white faux silk fabric shade
with white liner
maximum wattage 100W Med.
on/ off pull chain

B SALTON CITY TABLE LAMP

D3622 16"w x 16"d x 25"h

made from ceramic and metal
grey taupe faux silk fabric shade
with grey taupe liner
shade size - 17"w x 17"d x 11"h
maximum wattage 150W Med.
3-way switch



B



C IAGO TABLE LAMP

D3505 19"w x 9"d x 25"h

made from glass and metal
grey linen fabric shade with grey liner
shade size - 19"w x 9"d x 10"h
maximum wattage 150W Med.
3-way switch



C



D





A

A KATAJANOKKA TABLE LAMP
D3634 17"w x 17"d x 31"h
made from glass and crystal
grey faux silk fabric shade
with off white liner
shade size - 17"w x 17"d x 11"h
maximum wattage 100W Med.
on/off pull chain

B CROWN ETHER TABLE LAMP
D3623 14"w x 14"d x 25"h
made from glass and metal
light grey faux silk fabric shade
with matching liner
shade size - 14"w x 14"d x 11"h
maximum wattage 150W Med.
3-way switch

C ELECTRESS TABLE LAMP
D3626 16"w x 8"d x 25"h
made from glass and metal
grey faux silk fabric shade
with grey liner
shade size - 16"w x 8"d x 10"h
maximum wattage 100W Med.
3-way switch

D BLUELACE TABLE LAMP
D3620 18"w x 11"d x 32"h
made from ceramic and metal
grey faux silk fabric shade
with matching liner
shade size - 18"w x 11"d x 11"h
maximum wattage 150W Med.
3-way switch



B



C



D





A



B



C



- A SVALBARD TABLE LAMP**
D3468 16"w x 16"d x 31"h
made from composite and crystal
white linen fabric shade
shade size - 16"w x 16"d x 11"h
maximum wattage 150W Med.
3-way switch
- B SCHOONER CAY TABLE LAMP**
D3588 21"w x 11"d x 27"h
made from composite and crystal
sand faux silk fabric shade
with matching liner
shade size - 21"w x 11"d x 11"h
maximum wattage 150W Med.
3-way switch
- C ROPE TABLE LAMP**
D3050 18"w x 18"d x 30"
made from metal and rope
louis linen fabric shade
shade size - 18"w x 18"d x 11"h
maximum wattage 150W Med.
3-way switch
- D COUNTESS OF CORK TABLE LAMP**
D3629 14"w x 14"d x 24"
made from ceramic and metal
light grey linen fabric shade
with light grey liner
shade size - 14"w x 14"d x 9"h
maximum wattage 150W Med.
3-way switch



D





A



C



A ALAMO TABLE LAMP

D3764 15"w x 15"d x 26"h
made from composite
with faux leather banding
natural linen fabric shade
with off white liner
shade size - 15"w x 15"d x 10"h
maximum wattage 150W Med.
3-way switch

B KASMIRA TABLE LAMP

D3473 18"w x 10"d x 29"h
made from ceramic
grey linen fabric shade
with light grey liner
shade size - 18"w x 10"d x 11"h
maximum wattage 150W Med.
3-way switch

C HOT SPOT FLOOR LAMP

D3628 17"w x 17"d x 62"h
made from printed ceramic and metal
light grey linen fabric shade
with light grey liner
shade size - 17"w x 17"d x 11"h
maximum wattage 150W Med.
3-way switch

D TRYST LAMPS

table lamp
D3504T 15"w x 15"d x 32"h
shade size - 15"w x 15"d x 14"h

floor lamp
D3504 16"w x 16"d x 69"h
shade size - 16"w x 16"d x 13"h
made from concrete and metal
grey linen fabric shade
with grey liner and metallic trim
maximum wattage 150W Med.
3-way switch



B



floor lamp

table lamp





A



B



C




A SAKURAJIMA TABLE LAMP
 D3496 19" w x 19" d x 33" h
 made from ceramic and metal
 grey textured linen fabric shade
 shade size - 19" w x 19" d x 11" h
 maximum wattage 150W Med.
 3-way switch

B DOWNWARD DOG TABLE LAMP
 D3647 15" w x 15" d x 26" h
 made from composite
 light gold faux silk fabric shade
 with matching liner
 shade size - 15" w x 15" d x 10" h
 maximum wattage 150W Med.
 3-way switch

C ALCAZABA TABLE LAMP
 D3619 17" w x 10" d x 30" h
 made from wood and crystal
 grey faux silk fabric shade
 with grey liner
 shade size - 17" w x 10" d x 11" h
 maximum wattage 150W Med.
 3-way switch

D INTERFACE TABLE LAMP
 1141-078 16" w x 10" d x 26" h
 made from metal
 grey faux silk fabric shade
 shade size - 16" w x 10" d x 10" h
 maximum wattage 100W Med.
 on/off line switch

E LIAISON TABLE LAMP
 D3650 16" w x 16" d x 32" h
 made from metal and marble
 grey faux silk shade
 shade size - 16" w x 16" d x 10" h
 maximum wattage 150W Med.
 3-way switch



E



D





A



B



A PARRY TABLE LAMP
 D3648 16" w x 16" d x 36" h
 made from metal and marble
 white faux silk fabric shade
 shade size - 16" w x 16" d x 11" h
 maximum wattage 150W Med.
 3-way switch

B COTILLION TABLE LAMP
 D3509 16" w x 16" d x 30" h
 made from marble and metal
 light grey linen fabric shade
 with light grey liner
 shade size - 16" w x 16" d x 11" h
 maximum wattage 150W Med.
 3-way switch

C XU FU TABLE LAMP
 D3651 17" w x 10" d x 34" h
 made from metal and marble
 white faux silk fabric shade
 shade size - 17" w x 10" d x 10" h
 maximum wattage 150W Med.
 3-way switch

D SUSPENSE TABLE LAMP
 D3487 16" w x 16" d x 32" h
 made from metal and marble
 light grey faux silk fabric shade
 shade size - 16" w x 16" d x 10" h
 maximum wattage 150W Med.
 3-way switch

E FÊTE TABLE LAMP
 D3652 19" w x 19" d x 35" h
 made from metal
 white faux silk fabric shade
 shade size - 19" w x 19" d x 11" h
 maximum wattage 150W Med.
 3-way switch



C



D



E





A

A TIMBUKTU FLOOR LAMP

D3644 19"w x 19"d x 64"h

made from cast aluminium and glass
neutral linen fabric shade
with cream liner
shade size - 19"w x 19"d x 10"h
maximum wattage 150W Med.
3-way switch

B MERCURIAL TABLE LAMP

D3616 16"w x 10"d x 28"h

made from composite and crystal
white linen fabric shade with white liner
shade size - 16"w x 10"d x 11"h
maximum wattage 150W Med.
3-way switch

C QUEEN'S SPEECH LAMPS

table lamp

D3632 15"w x 15"d x 27"h
shade size - 15"w x 15"d x 10"h
on/off line switch

floor lamp

D3633 18"w x 18"d x 59"h
shade size - 18"w x 18"d x 12"h
on/off foot switch

made from cast iron
silver organza fabric shade
with white faux silk inner shade
maximum wattage 100W Med.



C



D



table lamp



D



floor lamp





A



- A SOLAR FLAIR FLOOR LAMP
D3591 13"w x 65"d x 77"h
made from metal and marble
metal shade 13"w x 13"d x 7"h
maximum wattage 100W Med.
on/off foot switch
- B CADABRA FLOOR LAMP
1141-080 17"w x 12"d x 65"h
maximum wattage 3 x 60W Cand.
made from marble, glass and metal
on/off foot switch
- C RADIO ROW LAMP
1141-070 14"w x 5"d x 28"h
maximum wattage 60W Med.
made from marble, glass and metal
on/off line switch
- D BOOP TABLE LAMP
D3631 14"w x 13"d x 21"h
made from metal and acrylic
white acrylic shade
shade size - 8"w x 8"d x 8"h
maximum wattage 40W Med.
on/off line switch



B



C



D





A

A GONE WITH THE WIND FLOOR LAMP
D3653 16"w x 16"d x 64"h
made from marble, metal and crystal
maximum wattage 9 x 60W cand.
on/off foot switch

B BRAINCHILD FLOOR LAMP
1141-072 16"w x 23"d x 63" (Ext. 75"h)
made from metal metal cage shade
shade size - 12"w x 12"d x 20"h
maximum wattage 60W Med.
on/off foot switch

C THINK TANK FLOOR LAMP
D3551 18"w x 22"d x 64"h
made from metal
maximum wattage 5 x 4W LED
on/off foot switch



B



C





A



Outdoor Item



B



A GAMMA FLOOR LAMP

D3592 17" w x 47" d x 75" h
 made from metal and marble
 white faux silk fabric shade
 shade size - 17" w x 17" d x 8" h
 maximum wattage 100W Med.
 on/off foot switch

B ROGUE WAVE OUTDOOR FLOOR LAMP

D3703 60" w x 18" d x 75" h
 made from stainless steel and marble
 white linen fabric shade with white liner
 18" w x 18" d x 8" h
 maximum wattage 100W Med.
 on/off foot switch

C MONDO OUTDOOR FLOOR LAMP

D3617 61" w x 20" d x 82" h
 made from stainless steel and marble
 off white canvas fabric shade with off-white liner
 shade size - 20" w x 20" d x 13" h
 maximum wattage 100W Med.
 on/off foot switch

D HELIANTHUS FLOOR LAMP

D3593 17" w x 67" d x 80" h
 made from metal and marble
 white faux silk fabric shade
 shade size - 17" w x 17" d x 9" h
 maximum wattage 100W Med.
 on/off foot switch



C



Outdoor Item



D



| ACCESSORIES |



- A BLUE GROTTO VASES
 - tall
4154-063 7"w x 7"d x 13"h
 - small
4154-064 8"w x 8"d x 5"h
 - made from glass
- B VOURVOULOS VESSELS
 - tall
4154-060 8"w x 8"d x 16"h
 - small
4154-062 9"w x 9"d x 12"h
 - made from glass



tall



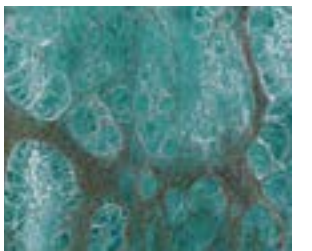
small



tall



small





A

A SHOCK ROCK ACCESSORY
2215-1006 10"w x 10"d x 3"h
made from rock crystal

B ROCK VENUE ACCESSORY
2215-1003 5"w x 5"d x 3"h
made from metal, rock crystal
and crystal

C SHOCK ROCK CANDLE HOLDER
2215-1005 7"w x 7"d x 20"h
made from metal, rock crystal
and crystal

D PUNK ROCK ACCESSORY
2215-1004 6"w x 6"d x 13"h
from metal, stone and crystal

E ROQUE OPERA ACCESSORY
2215-1007 4"w x 4"d x 10"h
made from brass, crystal and stone

F PETAL TO THE METAL ACCESSORY
2215-1002 7"w x 6"d x 10"h
made from rock crystal and metal

G SHIVERPEAK VASE
2215-1001 7"w x 7"d x 10"h
made from rock crystal and glass



B



C

D



F



E



G





A



A PEGGY PEDESTAL
9166-074 12"w x 12"d x 28"h
made from fiber glass

B DOUBLE SEAHORS VASE
7011-1312 20"w x 11"d x 20"h
made from terracotta

C MOJAVE VASES
tall
4154-065 7"w x 7"d x 19"h
short
4154-066 9"w x 9"d x 11"h
made from glass

D CACTUS COOLER VASES
4154-067/S2
sm 8"w x 8"d x 12"h
lg 8"w x 8"d x 17"h
made from glass
set of 2



B



tall



short



C



D





A

B

A lg

A sm



C

D

E

C lg

C sm

D

E

- A ROCHEFORT FRAMES
 - small
8903-081 4"w x 2"d x 6"h
 - large
8903-082 5"w x 2"d x 7"h
 - made from bone, resin and brass
- B ROCHEFORT BOX
8903-083 9"w x 6"d x 2"h
made from bone, resin and brass
- C HOUBLON FRAMES
 - small
8903-077 4"w x 2"d x 6"h
 - large
8903-078 5"w x 2"d x 7"h
 - made from bone, resin and brass
- D HOUBLON BOX
8903-079 9"w x 6"d x 3"h
made from bone, resin and brass
- E HOUBLON TRAY
8903-080 18"w x 12"d x 1"h
made from bone, resin and brass
- F PERFORATED SCREEN SCULPTURE
7011-1366 16"w x 10"d x 49"h
made from teak and metal



F



A

large

small



- A EL NIÑO PHOTO FRAMES**
small
 8468-097 9"w x 4"d x 12"h
large
 8468-097L 9"w x 4"d x 14"h
 made from aluminum

- B EPSOM DOWNS FRAMES**
small
 8468-099 4"w x 5"d x 7"h
large
 8468-100 6"w x 4"d x 8"h
 made from aluminum

- C EL COTILLO BOWL**
 8468-098 5"w x 9"d x 6"h
 made from aluminum and glass



B

large

small



C





| PILLOWS |



A



B



- A MR BUBBLES PILLOW
7011-1290 22"w x 4"d x 22"h
made from canvas
- B BLUE FAN PILLOW
7011-1291 22"w x 4"d x 22"h
made from canvas
- C SCHOOL PILLOW
7011-1302 22"w x 4"d x 22"h
made from canvas
- D HERD OF HORSES PILLOW
7011-1299 22"w x 4"d x 22"h
made from canvas
- E TROPICAL CORAL PILLOW
7011-1292 22"w x 4"d x 22"h
made from canvas



C



D



E





A



A PARISIAN CITYSCAPE PILLOW
7011-1308 22"w x 4"d x 22"h
made from canvas



B



B AMSTERDAM II
7011-1311 22"w x 4"d x 22"h
made from canvas



C



C AMSTERDAM I
7011-1310 22"w x 4"d x 22"h
made from canvas



A



B



A GRAPHIC EMBELLISHMENT PILLOW
7011-1297 22"w x 4"d x 22"h
made from canvas

B ART DECO ORNAMENT PILLOW
7011-1296 22"w x 4"d x 22"h
made from canvas

C ART DECO GRAPHIC PILLOW
7011-1303 22"w x 4"d x 22"h
made from canvas



C





| GENERAL INDEX |

General index

STYLE	PG	LTR	STYLE	PG	LTR	STYLE	PG	LTR	STYLE	PG	LTR	STYLE	PG	LTR
1114-301	17	D	1204-048	21	A	4154-062	99	B	7011-1389	44	B	D3616	91	B
1114-302	17	F	1204-049	21	D	4154-063	99	A	7011-1393	46	A	D3617	97	C
1114-303	17	E	1204-073	21	B	4154-064	99	A	7011-1394	47	E	D3619	86	C
1114-304	14	A	1204-074	30	A	4154-065	103	C	7011-1400	49	E	D3620	82	D
1114-306	14	B	1204-075	31	C	4154-066	103	C	7011-1411	49	C	D3622	79	B
1114-307	15	B	1204-077	23	D	4154-067/S2	103	D	7011-1412	49	D	D3623	81	B
1140-060	66	B	1204-078	23	B	7011-1201	9	E	7011-1415	46	C	D3626	81	C
1140-062	54	A	1204-079	30	B	7011-1209	9	D	7011-1416	48	A	D3628	84	C
1140-065	55	D	1204-080	31	D	7011-1210	8	C	7011-1418	48	B	D3629	83	D
1140-066	56	C	1204-081	24	A	7011-1211	8	B	7011-1419	44	A	D3630	79	D
1140-067	64	B	1204-082	24	B	7011-1212	8	A	7011-1420	46	B	D3631	93	D
1140-069	56	A	1206-001	16	A	7011-1217	41	A	7011-1421	35	C	D3632	91	C
1140-070	56	A	1206-002	16	C	7011-1218	36	A	7011-1429	35	D	D3633	91	C
1141-060	68	A	1206-003	16	B	7011-1219	37	B	7011-1422	6	A	D3634	80	A
1141-061	61	B	1206-004	5	B	7011-1220	38	A	7011-1423	6	A	D3635	78	A
1141-062	62	A	1218-1014	23	E	7011-1221	39	B	8468-097	106	A	D3636	76	B
1141-063	62	A	1221-001	23	C	7011-1222	34	A	8468-097L	106	A	D3637	77	E
1141-064	63	B	1221-002	27	C	7011-1223	35	B	8468-098	107	C	D3638	75	E
1141-065	58	B	1221-003	25	C	7011-1227	13	C	8468-099	106	B	D3639	74	C
1141-066	53	B	1221-004	25	D	7011-1228	4	A	8468-100	106	B	D3640	74	D
1141-067	58	A	1221-005	22	A	7011-1232	6	B	8903-077	104	C	D3641	76	D
1141-068	54	C	157-041	19	C	7011-1234	3	A	8903-078	104	C	D3642	76	C
1141-069	54	B	157-044	19	D	7011-1233	3	B	8903-079	104	D	D3643	76	A
1141-070	93	C	157-045	19	D	7011-1290	110	A	8903-080	104	E	D3644	90	A
1141-071	66	A	157-048	18	A	7011-1291	110	B	8903-081	104	A	D3645	74	A
1141-072	95	B	157-049	32	A	7011-1292	111	E	8903-082	104	A	D3647	86	B
1141-073	60	A	157-049C/S2	32	B	7011-1296	114	B	8903-083	104	B	D3648	88	A
1141-074	64	A	157-050	32	A	7011-1297	114	A	8903-086	12	B	D3650	87	E
1141-075	63	B	157-050C/S3	32	B	7011-1299	110	D	8903-087	12	A	D3651	88	C
1141-076	67	C	157-051	18	B	7011-1302	110	C	8985-065	28	A	D3652	89	E
1141-077	68	A	157-052	18	B	7011-1303	115	C	8985-066	29	B	D3653	94	A
1141-078	86	D	2215-1000	41	C	7011-1308	113	A	9166-074	102	A	D3686	71	G
1141-079	59	C	2215-1001	101	G	7011-1310	113	C	D3050	82	C	D3687	41	B
1141-080	93	B	2215-1002	101	F	7011-1311	113	B	D3468	82	A	D3689	71	F
1141-082	65	D	2215-1003	100	B	7011-1312	102	B	D3473	84	B	D3690	70	C
1141-083	65	C	2215-1004	101	D	7011-1364	11	C	D3487	88	D	D3692	68	B
1141-084	52	A	2215-1005	101	C	7011-1365	11	B	D3496	86	A	D3693	78	A
1141-085	52	A	2215-1006	100	A	7011-1366	105	F	D3504	85	D	D3702	69	C
1141-086	57	D	2215-1007	101	E	7011-1369	10	A	D3504T	85	D	D3703	96	B
1141-087	57	D	24-9259	7	C	7011-1370	13	D	D3505	79	C	D3764	84	A
1141-089	70	A	3168-050	42	A	7011-1371	21	C	D3509	88	B	D3780	56	B
1141-090	70	A	3168-052	42	B	7011-1372	5	C	D3519	74	B			
1141-091	70	B	3168-053	43	C	7011-1376	47	D	D3551	95	C			
1141-092	70	E	3168-054	43	D	7011-1383	45	F	D3588	82	B			
1141-093	70	D	3169-063	26	A	7011-1385	45	C	D3591	92	A			
1141-095	59	C	3169-070	26	B	7011-1387	45	D	D3592	96	A			
1141-099	60	A	4154-060	99	B	7011-1388	45	E	D3593	97	D			





OUR SHOWROOMS

HIGH POINT IHFC • C402 ATLANTA America's Mart • Bldg 1 • 6-D-2

DALLAS Dallas Market Center • WTC • 504 & 509 LAS VEGAS WMC • Bldg A • 416 WMC • Bldg C • 324

DESIGN STUDIO & SHOWROOM

NEW YORK 12 WEST 32ND STREET • 11TH FLOOR

COORDINATE YOUR DÉCOR WITH OTHER ELK BRANDS

Sterling
mysterlinghome.com


LIGHTING CREATIVITY™
elklighting.com

Lamp Works
lampworks.com

MIRROR MASTERS
themirrormasters.com


stein World
steinworld.com

 DIMONDLIGHTING
dimondlighting.com

GUILDMASTER
guildmaster.com

 POMEROY
pomeroycollectionn.com

DIVISIONS OF



800.613.3261 • sales@dimond-home.com • www.dimond-home.com