



www.elklighting.com

 ELK

CATALOG 3009



 ELK

CATALOG 3009




CRAFTSMANSHIP

From inspiration to design, our curators carefully select quality materials and the appropriate techniques to capture the essential elements of each collection. The character, depth, and richness of the finished pieces reflect the ingenuity and passion of our collective desire to distinguish and define our brand.



COMMUNITY

The foundation of our social responsibility programs is ingrained in the ideal that the support given today benefits the generations of tomorrow. We provide aid to organizations such as Habitat for Humanity, Concourse for Kids, the Embrace Kids Foundation, and many local community programs. We also fight global deforestation through a semi-annual tree planting initiative and limit the use of natural resources through implementation of the latest energy-saving lighting technologies.



TRADITION

For more than 30 years, discerning customers have known our brands to be synonymous with a commitment to transcend the boundaries of innovation and style while offering artful lighting and décor products.



INNOVATION

Our award-winning, international team of designers and engineers brings visionary thinking to the product development process; we constantly strive to echo themes from the past while creating the styles of the future. In this quest, we uphold a pioneering role in the development of technical and aesthetic aspects that challenge convention.

INSPIRATION GALLERY



The Sprigny chandelier collection showcases a starburst design with exuberant crystal-tipped extensions. Finishes include Matte Gold with amber teak crystal or Polished Nickel with clear crystal.



The Transit collection aesthetic is one of controlled chaos, where multiple right angle curves, like lines on a schematic subway map, introduce fresh, energetic angles of illumination. Industrious sockets, a modish Silvered Graphite or Matte Gold finish and optional vintage filament bulbs complete the look.



The Porto Cristo collection has a Tuscan influence of gentle scrollwork, elegant proportions, and hanging pendulogues. A Palermo Rust finish is contrasted with birch accents.



The Mandeville collection melds characteristics of vertical energy, crisp symmetry and sharp geometrics producing a design of modern luxury. Rich Oiled Rubbed Bronze accents contrast the Satin Brass finish.



Inspired by the beauty of a meticulously engineered timepieces, the Chronology collection showcases a cluster of non-moving laser cut gears that are seen through a clear glass diffuser, like looking through a “watchface” at the mechanical marvels that lie beneath. Each item has a uniqueness in its construction and finish, yet coordinate with each other to exemplify the beauty of precision, even while standing still.



The Watersphere collection features blown water glass offered in a wide variety of colors including Mercury Plated glass (pictured) with Polished Chrome hardware.



The Springvale bath collection has a Polished Chrome finish with a clear crystal shade inside of a clear glass shade.



The Newcastle collection uses a concealed LED light that highlights the subtle ripples of the clear water glass panels. The frame has clean, thin lines and a Matte Black finish.



TABLE OF CONTENTS



MID-CENTURY MODERN
30




MODERN FARMHOUSE
108



UPDATED TRADITIONAL
244



TRANSITIONAL
358



MODERN
426



CEILING
496



BATH AND SPA
536



MINI PENDANTS
700



UNDERCABINET
770



SWINGARMS
782



SCONCES
794



ISLAND AND GAME ROOM
826



NOVELTY
844




































OUTDOOR
850





































MEDALLIONS
962

MID-CENTURY MODERN

	Serendipity 32		Disco 52		Serai 75		Watercube 87
	Boudreaux 34		Starburst 54		Garriston 76		Owen 88
	Zonas 37		Molecular 60		Vorticy 77		Exitor 89
	Sprigny 38		Snowburst 62		Crystal Orbs 78		Warrenton 90
	Transit 40		Solara 66		Oriona 79		Lacombe 92
	Xenia 42		Madera 68		Laboratory 80		Constructs 93
	Delphine 46		Janette 70		Cubix 82		Ventoux 94
	Loftin 49		Vindalia 72		Galaway 83		Refraction 96
	Twilight 50		Wood Arches 74		Yardley 84		Saturn 100

MODERN FARMHOUSE

	Tessa 101		Riley 116		Salisbury 146		Fulton 158
	Tetra 102		Rutherford 118		Perry 147		Continuum 160
	Lindsey 104		Chadwick 122		Alanna 148		Glass Skyline 161
	Retrovia 106		Sylvester 138		Garrett 150		Cast Iron Pipe 162
	LED and Filament Bulbs 107		Halophane 139		Lindhurst 152		Jonas 166
			Carleton 140		Eastgate 153		Venue 168
	Neo Classica 110		Warehouse Pendant 142		Stratus 154		Torque 169
	Slatington 112		Rialto 143		Binghamton 156		Wilmington 170
	Ocular 114		Brocca 144		Parallax 157		Farmhouse 172

MODERN FARMHOUSE

	Stratham 180		Parameters - Bronze 193		Cambridge 206		Pearce 238
	Rexford 181		Parameters - Satin Brass 194		North Haven 208		Weaverton 240
	Insulator Glass 182		Lucian 195		Gramercy 210		Coastal Inlet 241
	Schoolhouse Pendants 186		Radley 196		Port Solerno 218		Pleasant Fields 242
	Adriano 188		Rigby 198		Chapman 219		LED and Filament Bulbs 243
	Anders 189		Ridgeview 200		Lewisburg 220	UPDATED TRADITIONAL	
	Donovan 190		Plano 201		Hand Formed Glass 222		
	Chesapeake 191		Barringer 202		Natural Rope 226		Jausten 250
	Parameters - Nickel 192		Norwich 204		Spanish Mosaic 237		Amherst 252




UPDATED TRADITIONAL

	Palacial 254		Andalusia 272		Crystique 293		Huarco 316
	Empire 260		Elizabethan 274		Elia 294		Winterberry 318
	Evolve 262		Renaissance 280		Crislett 296		Asbury 320
	Viva Natura 264		Senecal 284		Sagemore 298		Elise 322
	Alexandra 266		Rochelle 285		Crystal Branches 300		Princess 323
	Cumbria 268		Regency 286		Circeo 302		Opulence 324
	Gabrielle 268		Georgian Court 288		Cristallo Fiore 310		Aubree 326
	Villegosa 269		Elk 290		Heritage 313		Livonia 327
	Christina 270		Fioritura 292		Brillaré 314		Gloucester 328

UPDATED TRADITIONAL

- | | | | |
|--|------------------------------|---|-------------------------------------|
|  | Emilion
330 |  | Dragonfly
349 |
|  | Belgique
331 |  | Mariana
350 |
|  | Porto Cristo
332 |  | Crosswell
351 |
|  | Lawrenceville
336 |  | Yorkville
351 |
|  | Tiffany
Buckingham
337 |  | Cheltham
352 |
|  | Latham
340 |  | Preston
353 |
|  | Filigree
342 |  | Decostar
354 |
|  | Jewelstone
344 |  | Randolph
356 |
|  | Mix-N-Match
Shades
346 |  | LED and
Filament
Bulbs
357 |



































TRANSITIONAL

- | | | | |
|---|---------------------|---|---------------------|
|  | Mandeville
360 |  | Selma
385 |
|  | Stanton
364 |  | Crystal Ring
386 |
|  | Agate Stones
368 |  | Diffusion
388 |
|  | Dione
372 |  | Nadina
390 |
|  | Crystal Web
376 |  | Linden Manor
392 |
|  | Ramira
377 |  | Ethan
396 |
|  | Hemispheres
378 |  | Lineage
397 |
|  | Pembroke
380 |  | Cumberland
398 |
|  | Baxter
384 |  | Mirage
399 |













MODERN

- | | | | | | | | |
|---|----------------------|---|------------------|---|---------------------------|---|------------------|
|  | Minden
400 |  | New York
416 |  | Lexicon
428 |  | Ridley
446 |
|  | Beckley
402 |  | Estonia
417 |  | Crystal
Heights
432 |  | Cortina
447 |
|  | Mica
403 |  | Chandette
418 |  | Glass Beads
433 |  | Lineo
448 |
|  | Mica Filigree
404 |  | Lilliana
420 |  | Freeform
434 |  | Crown
449 |
|  | Tremont
406 |  | Vernon
421 |  | Chronology
436 |  | Cubic Ice
450 |
|  | Santa Fe
408 |  | Medford
422 |  | Links
438 |  | Alea
451 |
|  | Morrison
409 |  | Hartford
423 |  | Crestwood
439 |  | Corisande
452 |
|  | Elysburg
410 |  | Monroe
424 |  | Genevieve
440 |  | Flavante
453 |
|  | Alexis
414 |  | Braxton
444 |  | Crystallus
454 | | |









































































MODERN

	Viviana 455		Woodland Sunrise 468		Urban Form 478		Twist 490
	Zebula 456		Medina 470		Merida 480		Bow 491
	Trella 456		Anastasia 472		Fabric Cylinders 482		The Wand 492
	Autumn Breeze 457		Linisfarne 473		Century 484		Tent 494
	Avalon 458		Seven Springs 474		Vasso Chromo 485		Iris 495
	Stonybrook 460		Layers 475		Digby 486	BATH AND SPA	
	Imperial Granite 461		Quincy 476		Kore 487		
	Cubist 462		Tribune 476		Cycloid 488		Sphere 539
	Modern Organics 466		Castle 477		Galleria 489		Flare 540











BATH AND SPA

	Barro 541		Ophelia 551		Pannelli 561		Slide 579
	Baxter 542		Borg 552		Pannelli Arc 566		Bristol Way 580
	Alton Road 544		Enterprise 554		Briston 567		Dawson 582
	Ramp 545		Bandeau LED 555		Pandora 568		Acadia 584
	Lexington 546		Ombra 556		Pandora LED 571		Madison 586
	Gemelo 547		Toby 557		Northport 574		Smithfield 587
	Combo 548		Devon 558		Bryant 575		Park Ridge 588
	Embryo 549		Epsom 559		Pemlico 576		Berwick 590
	Mulholland 550		Desiree 560		Serenity 578		Jaelyn 592

























































































BATH AND SPA

	English Pub 594		Hotelier 608		Pemberton 624		Elizabethan 635		Calais 646		Ridgecrest 656		Springvale 667		Modern Organics 678
	Corrugated Steel 596		Hamel 609		Utica 626		Lawrenceville 637		Surrey 647		Riverflow 658		Nescott 668		Agate Stones 680
	Brookweiler 598		Kelsey 610		Eastbrook 628		Santa Monica 638		Chiseled Glass 648		Corrugated Glass 659		Encased Crystals 669		Fulton 681
	Vernon 600		Ocular 612		Corisande 629		Regency 639		Matrix 650		Braxton 660		Palacial 670		Retrovia 682
	Jonas 602		Retrospectives 613		Estonia 630		Cristallo Fiore 640		Quatra 651		Somerset 662		Crystal Heights 672		Willow Bend 683
	Cast Iron Pipe 603		Mix & Match Vanity 614		Chelsea 631		Heritage 641		Circo 652		Rondell 663		Tessa 674		Crystallure 684
	Quinton Parlor 604		Reflections 616		Lincoln Square 632		Optix 642		Lindale 653		Crown Vertical 664		Montserrat 675		Quebec 685
	Platform 605		Refraction 618		Andalusia 633		Jarrah 644		Verannis 654		Crown 665		Serai 676		Nelson 686
	Ensley 606		Elysburg 620		Amherst 634		Chastain 645		Garrett 655		Queen Crown 666		Barringer 677		Newbury 686





































BATH AND SPA

-  Linton 687
-  Baton 688
-  Barrie 689
-  Prospect 690
-  Bass 691
-  Piper 692
-  Piper LED 693
-  Yarmouth 694
-  Iris 695
-  LED Mirrors 696

MINI PENDANTS

- | | | | | | | | |
|--|--|---|---|--|--|---|---|
|  Muncie 702 |  Spring 704 |  Menlow Park 708 |  Duncan 711 |  Jerard 715 |  Pelham 718 |  Spatter 720 |  Nestor 723 |
|  Beehive 702 |  Window Pane 704 |  Marchand 709 |  Cipher 711 |  Brookline 715 |  Geometrics 718 |  Crosshatch 720 |  Colorwave 724 |
|  Rollins 702 |  Raindrop Glass 704 |  Camley 709 |  Danica 712 |  Romina 716 |  Bolero 718 |  Capri 721 |  Surreal 724 |
|  Lagoon 702 |  Felix 704 |  Jaelyn 710 |  Hand Formed Glass 713 |  Jubilee 716 |  Dalton 718 |  Shells 721 |  Surrealist 724 |
|  Brimley 702 |  Alora 705 |  Kelsey 710 |  Ribbed Glass 713 |  Beamer 716 |  Zabrina 719 |  Seashore 721 |  Maui 724 |
|  Giovanna 703 |  Bergen 705 |  Bartram 710 |  Strata 713 |  Optix 716 |  Vellis 719 |  Coletta 721 |  Abstractions 724 |
|  Parson 703 |  Revelo 705 |  Calipsa 710 |  Carved Glass 713 |  Sacha 716 |  Quinton Parlor 720 |  Piedra 721 |  Karma 725 |
|  Weatherly 703 |  Olean 705 |  Cirrus 710 |  Cassandra 713 |  Kumbaya 716 |  Brisbane 720 |  Illusions 722 |  Collage 725 |
|  Sojourn 703 |  Hammered Glass 706 |  Brant 710 |  Watersphere 714 |  King Crown 717 |  Sorenson 720 |  Chromia 723 |  Sandstone 725 |
|  Bremington 704 |  Ice Fragments 707 |  Orbital 711 |  Viva 715 |  Cynthia 717 |  Charleton 720 |  Spun Aluminum 723 |  Granite 725 |
|  Harmelin 704 |  Etched Glass 707 |  Darien 711 |  Layers 715 |  Kersey 717 |  Glass Tile 720 |  Refraction 723 |  Venture 725 |




































MINI PENDANTS

	Fissure 725		Favelita 727		Melony 731		Verona 735
	Geval 725		Vines 728		Iridescence 731		Mela 735
	Earth 726		Twister 728		Formations 731		Lungo 735
	Andover 726		Pierra 728		Molten 731		
	Sandstorm 726		Geologic 728		Vortex 731		
	Cira 726		Fusion 729		Mini Vortex 731		
	Gemstones 726		Curvalo 729		Arco Belano 732		
	Vesta 727		Firestorm 729		Mulinello 732		
	Crescent 727		Galaxy 730		Milan 733		
	Tubo 727		Tidewaters 730		Cilindro 733		
	Favela 727		Desert Winds 730		Classico 734		

OUTDOOR

	Mediterrano 852
	Glass Tower 853
	Bianca 854
	Croftwell 856
	Trevot 858
	Trenton 859

OUTDOOR

	Inverse 860		Colby 868		Winona 878		Channing 890
	Jeremy 861		Ambler 869		Streetside Cafe 879		Osage 890
	Pierre 862		Mullen Gate 870		Rustica 880		Portside 891
	Denison 864		Lowden 871		Searsport 882		San Mateo 892
	Julius 864		Frampton 871		Maritime 884		Crowley 893
	Freeport 865		Madison 872		Marina 886		Village Lantern 894
	Estacada 866		Newcastle 874		Insulator Glass 887		Wikshire 896
	Emode 867		Aspen Lodge 876		Westport 888		Farmstead 897
	Zulle 868		Lapiente 877		Fullerton 888		Madagascar 898
			Vandon 889		Costa Mesa 900		

OUTDOOR



Kanso
912



Bristol
925



Wellington Park
934



Stradelli
902



Meadowview
913



Vinton
926



Barrington Gate
936



Lowell
904



Riverdale
914



Bennet
926



Tuscany Coast
938



Loringdale
906



Covina
914



Landings
927



Orlean
940



Brighton
907



Provincial
915



Manor
928



Burlington
Junction
941



Sedona
908



Forged Provincial
916



Milford
929



Logansport
942



Blackwell
909



Forged Brookridge
918



Worthington
929



Anise
944



Cottage
910



Forged Lancaster
920



Derry Hill
930



Acadiana
946



Lawton
910



Forged Jefferson
922



Lafayette
931



Central Square
947



San Fernando
911



Jefferson
924



Glendale
932



Gas Lanterns
952

COLLECTIONS Alphabetical Index

Collection	Page	Collection	Page	Collection	Page	Collection	Page
Abstractions	724	Bolero	718	Cipher	711	Cycloid	488
Acadia	584	Borg	552	Cira	726	Cynthia	717
Acadiana	946	Boudreaux	34	Circeo	302	Dalton	718
Adam	538	Bow	491	Circo	652	Danica	712
Adriano	188	Brant	710	Cirrus	710	Darien	711
Agate Stones	368	Braxton	444	Classico	734	Dawson	582
Alanna	148	Bremington	704	Coastal Inlet	241	Decostar	354
Alea	451	Brighton	907	Colby	868	Delphine	46
Alexandra	266	Brillaré	314	Coletta	721	Denison	864
Alexis	414	Brimley	702	Collage	725	Derry Hill	930
Alora	705	Brisbane	720	Colorwave	724	Desert Winds	730
Alton Road	544	Bristol	925	Combo	548	Desiree	560
Ambler	869	Bristol Way	580	Constructs	93	Devon	558
Amherst	252	Briston	567	Continuum	160	Diffusion	388
Anastasia	472	Brocca	144	Corisande	452	Digby	486
Andalusia	272	Brookline	715	Corrugated Glass	659	Dione	372
Anders	189	Brookweiler	598	Corrugated Steel	596	Disco	52
Andover	726	Bryant	575	Cortina	447	Donovan	190
Anise	944	Burlington Junction	941	Costa Mesa	900	Dragonfly	349
Arco Belano	732	Calais	646	Cottage	910	Duncan	711
Armand	246	Calipsa	710	Covina	914	Earth	726
Asbury	320	Cambridge	206	Crescent	727	Eastbrook	628
Aspen Lodge	876	Camley	709	Crestwood	439	Eastgate	153
Aubree	326	Capri	721	Crislett	296	Elia	294
Autumn Breeze	457	Carolton	140	Cristallo Fiore	310	Elise	322
Avalon	458	Carved Glass	713	Croftwell	856	Elizabethan	274
Bandeau LED	555	Cassandra	713	Crosshatch	720	Elk	290
Barrie	689	Cast Iron Pipe	162	Crosswell	351	Elysburg	410
Barringer	202	Castle	477	Crowley	893	Embro	549
Barrington Gate	936	Central Square	947	Crown	449	Emilion	330
Barro	541	Century	484	Crown Vertical	664	Emode	867
Bartram	710	Chadwick	122	Crystal Branches	300	Empire	260
Bass	691	Chandette	418	Crystal Heights	432	Encased Crystals	669
Baton	688	Channing	890	Crystal Orbs	78	English Pub	594
Baxter	384	Chapman	219	Crystal Ring	386	Ensley	606
Beamer	716	Charleton	720	Crystal Web	376	Enterprise	554
Beckley	402	Chastain	645	Crystallure	684	Epsom	559
Beehive	702	Chelsea	631	Crystallus	454	Estacada	866
Belgique	331	Cheltham	352	Crystique	293	Estonia	417
Bennet	926	Chesapeake	191	Cubic Ice	450	Etched Glass	707
Bergen	705	Chiseled Glass	648	Cubist	462	Ethan	396
Berwick	590	Christina	270	Cubix	82	Evolve	262
Bianca	854	Chromia	723	Cumberland	398	Exitor	89
Binghamton	156	Chronology	436	Cumbria	268	Fabric Cylinders	482
Blackwell	909	Cilindro	733	Curvalo	729	Farmhouse	172

COLLECTIONS

COLLECTIONS

Alphabetical Index

Collection	Page	Collection	Page	Collection	Page	Collection	Page
Farmstead	897	Hamel	609	LED Mirrors	696	Milford	929
Favela	727	Hammered Glass	706	Lewisburg	220	Minden	400
Favelita	727	Hand Formed Glass	222	Lexicon	428	Mini Vortex	731
Feelix	704	Harmelin	704	Lexington	546	Mirage	399
Filigree	342	Hartford	423	Lilliana	420	Mix & Match Vanity	614
Fioritura	292	Hemispheres	378	Lincoln Square	632	Mix-N-Match Shades	346
Firestorm	729	Heritage	313	Lindale	653	Modern Organics	466
Fissure	725	Hotelier	608	Linden Manor	392	Molecular	60
Flare	540	Huarco	316	Lindhurst	152	Molten	731
Flavante	453	Ice Fragments	707	Lindsey	104	Monroe	424
Forged Brookridge	918	Illusions	722	Lineage	397	Montserrat	675
Forged Jefferson	922	Imperial Granite	461	Lineo	448	Morrison	409
Forged Lancaster	920	Insulator Glass	182	Linisfarne	473	Mulholland	550
Forged Provincial	916	Inverse	860	Links	438	Mulinello	732
Formations	731	Iridescence	731	Linton	687	Mullen Gate	870
Frampton	871	Iris	495	Livonia	327	Muncie	702
Freeform	434	Jaelyn	592	Loffin	49	Nadina	390
Freeport	865	Janette	70	Logansport	942	Natural Rope	226
Fullerton	888	Jariah	644	Loringdale	906	Nelson	686
Fulton	158	Jausten	250	Lowden	871	Neo Classica	110
Fusion	729	Jefferson	924	Lowell	904	Nescott	668
Gabrielle	268	Jerard	715	Lucian	195	Nestor	723
Galaway	83	Jeremy	861	Lungo	735	New York	416
Galaxy	730	Jewelstone	344	Madagascar	898	Newbury	686
Galleria	489	Jonas	166	Madagascar	898	Newcastle	874
Garrett	150	Jubilee	716	Madera	68	Newcastle	874
Garriston	76	Julius	864	Madison	586	North Haven	208
Gas Lanterns	952	Kanso	912	Mandeville	360	Northport	574
Gemelo	547	Karma	725	Manor	928	Norwich	204
Gemstones	726	Kelsey	610	Marchand	709	Ocular	114
Genevieve	440	Kersey	717	Mariana	350	Olean	705
Geologic	728	King Crown	717	Marina	886	Ombra	556
Geometrics	718	Kore	487	Maritime	884	Ophelia	551
Georgian Court	288	Kumbaya	716	Matrix	650	Optix	642
Geval	725	Laboratory	80	Maui	724	Opulence	324
Giovanna	703	Lacombe	92	Meadowview	913	Orbital	711
Glass Beads	433	Lafayette	931	Medford	422	Oriona	79
Glass Skyline	161	Lagoon	702	Medina	470	Orlean	940
Glass Tile	720	Landings	927	Mediterrano	852	Osage	890
Glass Tower	853	Landings	927	Mela	735	Owen	88
Glendale	932	Lapiente	877	Melony	731	Palacial	254
Gloucester	328	Latham	340	Menlow Park	708	Pandora	568
Gramercy	210	Lawrenceville	336	Merida	480	Pandora LED	571
Granite	725	Lawton	910	Mica	403	Pannelli	561
Halophane	139	Layers	475	Mica Filigree	404	Pannelli Arc	566
		LED and Filament Bulbs	107	Milan	733	Parallax	157

Collection	Page	Collection	Page	Collection	Page	Collection	Page
Parameters - Bronze	193	Ribbed Glass	713	Sphere	539	Vernon	421
Parameters - Nickel	192	Ridgecrest	656	Spriggy	38	Verona	735
Parameters - Satin Brass	194	Ridgeview	200	Spring	704	Vesta	727
Park Ridge	588	Ridley	446	Springvale	667	Village Lantern	894
Parson	703	Rigby	198	Spun Aluminum	723	Villegosa	269
Pearce	238	Riley	116	Stanton	364	Vindalia	72
Pelham	718	Riverdale	914	Starburst	54	Vines	728
Pemberton	624	Riverflow	658	Stonybrook	460	Vinton	926
Pembroke	380	Rochelle	285	Stradelli	902	Viva	715
Pemlico	576	Rollins	702	Strata	713	Viva Natura	264
Perry	147	Romina	716	Stratham	180	Viviana	455
Piedra	721	Rondell	663	Stratus	154	Vortex	731
Pierra	728	Rustica	880	Streetside Cafe	879	Vorticy	77
Pierre	862	Rutherford	118	Surreal	724	Warehouse Pendant	142
Piper	692	Sacha	716	Surrealist	724	Warrenton	90
Piper LED	693	Sagemore	298	Surrey	647	Watercube	87
Plano	201	Salisbury	146	Sylvester	138	Watersphere	714
Platform	605	San Fernando	911	Tent	494	Weatherly	703
Pleasant Fields	242	San Mateo	892	Tessa	101	Weaverton	240
Port Solerno	218	Sandstone	725	Tetra	102	Wellington Park	934
Porto Cristo	332	Sandstorm	726	The Wand	492	Westport	888
Portside	891	Santa Fe	408	Tidewaters	730	Wikshire	896
Preston	353	Santa Monica	638	Tiffany Buckingham	337	Willow Bend	683
Princess	323	Saturn	100	Toby	557	Wilmington	170
Prospect	690	Schoolhouse Pendants	186	Torque	169	Window Pane	704
Provincial	915	Searsport	882	Transit	40	Winona	878
Quatra	651	Seashore	721	Trella	456	Winterberry	318
Quebec	685	Sedona	908	Tremont	406	Wood Arches	74
Queen Crown	666	Selma	385	Trenton	859	Woodland Sunrise	468
Quincy	476	Senecal	284	Trevot	858	Worthington	929
Quinton Parlor	604	Serai	75	Tribune	476	Xenia	42
Radley	196	Serendipity	32	Tubo	727	Yardley	84
Raindrop Glass	704	Serenity	578	Tuscany Coast	938	Yarmouth	694
Ramira	377	Seven Springs	474	Twilight	50	Yorkville	351
Ramp	545	Shells	721	Twist	490	Zabrina	719
Randolph	356	Slatington	112	Twister	728	Zebula	456
Reflections	616	Slide	579	Urban Form	478	Zonas	37
Refraction	96	Smithfield	587	Utica	626	Zulle	868
Regency	286	Snowburst	62	Vandon	889		
Renaissance	280	Sojourn	703	Vasso Chromo	485		
Retrospectives	613	Solara	66	Vellis	719		
Retrovia	106	Somerset	662	Ventoux	94		
Revelo	705	Sorenson	720	Venture	725		
Rexford	181	Spanish Mosaic	237	Venue	168		
Rialto	143	Spatter	720	Verannis	654		

COLLECTIONS



MID-CENTURY
MODERN



11114/9




11110/2




11112/6




11111/4




11113/6


S E R E N D I P I T Y

The Serendipity collection dazzles with a unique starburst design of randomly positioned spikes tipped with chiseled rock-shaped bubbled glass elements. The Matte Gold finish imbues a rich color tone into the glass endings.



ITEM NO.	BULB	W	H	MAX. H	EXT.	WEIGHT	ADDITIONAL DETAILS
11110/2	(2) 60W Cand.	12"	26"	-	7"	6 lbs.	
11111/4	(4) 60W Cand.	22"	10"	-	-	9 lbs.	
11112/6	(6) 60W Cand.	32"	11"	-	-	11 lbs.	
11113/6	(6) 60W Cand.	28"	27"	64"	-	15 lbs.	
11114/9	(9) 60W Cand.	38"	37"	74"	-	23 lbs.	



14435/18




14434/12




14465/7




14466/17


B O U D R E A U X

The Boudreaux collection showcases a retro design with a Matte Black/Antique Gold finished framework and clear glass globes that provide crisp light.

ITEM NO.	BULB	W	H	MAX. H	EXT.	WEIGHT	ADDITIONAL DETAILS
14434/12	(12) 60W Cand.	25"	21"	49"	-	12 lbs.	(1) 6", (1) 12" & (1) 18" extension rods w/hang straight included
14435/18	(18) 60W Cand.	32"	28"	53"	-	19 lbs.	(1) 6", (1) 12" & (1) 18" extension rods w/hang straight included
14465/7	(7) 60W Cand.	18"	8"	82"	-	9 lbs.	
14466/17	(17) 60W Cand.	29"	8"	82"	-	20 lbs.	



ITEM NO.	BULB	W	H	MAX. H	EXT.	WEIGHT	ADDITIONAL DETAILS
14430/1	(1) 60W Cand.	6"	12"	-	8"	2 lbs.	
14431/3	(3) 60W Cand.	26"	6"	46"	-	5 lbs.	(1) 6", (1) 12" & (1) 18" extension rods w/hang straight included
14432/6	(6) 60W Cand.	28"	6"	46"	-	8 lbs.	(1) 6", (1) 12" & (1) 18" extension rods w/hang straight included
14433/8	(8) 60W Cand.	36"	6"	46"	-	10 lbs.	(1) 6", (1) 12" & (1) 18" extension rods w/hang straight included

B O U D R E A U X



ITEM NO.	BULB	W	H	MAX. H	EXT.	WEIGHT	ADDITIONAL DETAILS
14385/1	(1) 60W Med.	20"	28"	102"	-	6 lbs.	
14386/3	(3) 60W Cand.	23"	32"	107"	-	7 lbs.	

Z O N A S

The Zonas orb fixtures have an airy appeal with three rings that "orbit" a clear glass globe. An attractive two-tone Polished Gold/Oil Rubbed Bronze finish adds designer appeal.



33031/10



33030/6



33021/10

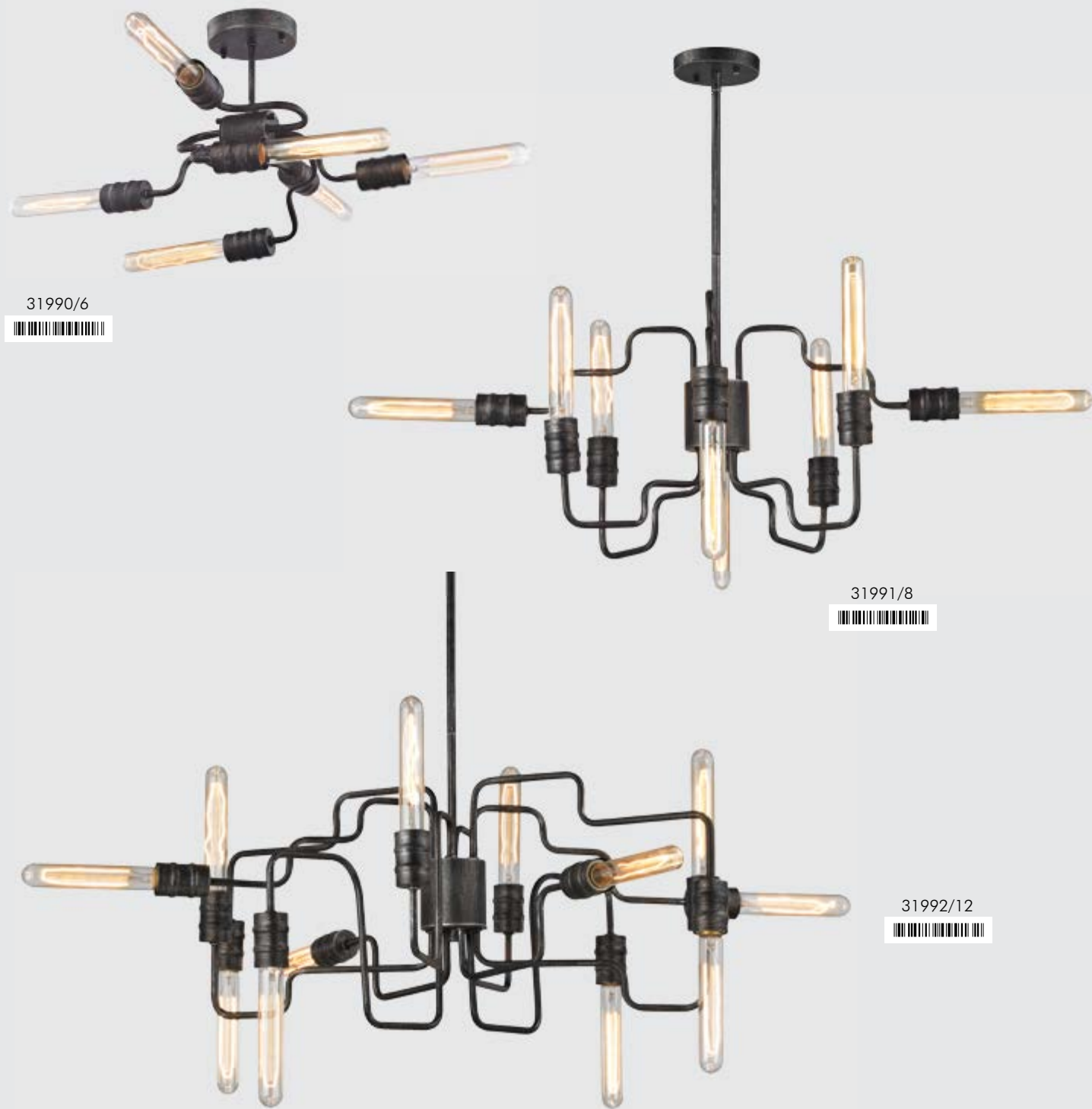


33020/6

S P R I G N Y

The Sprigny chandelier showcases a starburst design with exuberant crystal-tipped extensions. Finishes include Matte Gold with amber teak crystal or Polished Nickel with clear crystal.

ITEM NO.	BULB	W	H	MAX. H	EXT.	WEIGHT	ADDITIONAL DETAILS
33020/6	(6) 60W Cand.	25"	24"	61"	-	7 lbs.	
33021/10	(10) 60W Cand.	38"	37"	71"	-	11 lbs.	
33030/6	(6) 60W Cand.	25"	24"	61"	-	7 lbs.	
33031/10	(10) 60W Cand.	38"	37"	71"	-	11 lbs.	



T R A N S I T

The Transit Collection aesthetic is one of controlled chaos, where multiple right angle curves, like lines on a schematic subway map, introduce fresh, energetic angles of illumination. Industrious sockets, a modish Silvered Graphite or Matte Gold finish and optional vintage filament bulbs complete the look.

ITEM NO.	BULB	W	H	MAX. H	EXT.	WEIGHT	ADDITIONAL DETAILS
31990/6	(6) 60W Med.	16"	9"	-	13"	3 lbs.	
31991/8	(8) 60W Med.	24"	11"	46"	21"	5 lbs.	(1) 6", (1) 12" & (1) 18" extension rods w/hang straight included
31992/12	(12) 60W Med.	29"	12"	46"	29"	7 lbs.	(1) 6", (1) 12" & (1) 18" extension rods w/hang straight included
32990/6	(6) 60W Med.	16"	9"	-	13"	3 lbs.	
32991/8	(8) 60W Med.	24"	11"	46"	21"	5 lbs.	(1) 6", (1) 12" & (1) 18" extension rods w/hang straight included
32992/12	(12) 60W Med.	29"	12"	46"	29"	7 lbs.	(1) 6", (1) 12" & (1) 18" extension rods w/hang straight included

* Bulb #1099 optional



X E N I A

These fixtures showcase a unique linear design with unequal length arms that pass through the fixture's central connection. The metal arms can be easily adjusted from a near parallel position to a loosely gathered look. An Oil Rubbed Bronze or Matte Gold finish and optional filament bulbs complete this innovative series.

ITEM NO.	BULB	W	H	MAX. H	EXT.	WEIGHT	ADDITIONAL DETAILS
66910/4	(4) 60W Med.	5"	20"	-	9"	3 lbs.	
66911/6	(6) 60W Med.	31"	16"	55"	18"	6 lbs.	(1) 6", (1) 12" & (1) 24" extension rods w/hang straight included
66912/10	(10) 60W Med.	40"	25"	60"	22"	8 lbs.	(1) 6", (1) 12" & (1) 24" extension rods w/hang straight included
66913/6	(6) 60W Med.	22"	15"	54"	18"	6 lbs.	(1) 6", (1) 12" & (1) 24" extension rods w/hang straight included
66914/5	(5) 60W Med.	25"	32"	61"	-	10 lbs.	(1) 6", (1) 12" & (1) 24" extension rods w/hang straight included
66915/12	(12) 60W Med.	42"	30"	74"	-	14 lbs.	(1) 6", (1) 12" & (1) 24" extension rods w/hang straight included

* Bulb #1102 optional



66970/4



Can also be used as bathbar or semi-flush



66974/6



66975/12



66971/6



66973/5



66972/10



X E N I A

ITEM NO.	BULB	W	H	MAX. H	EXT.	WEIGHT	ADDITIONAL DETAILS
66970/4	(4) 60W Med.	5"	20"	-	9"	3 lbs.	
66971/6	(6) 60W Med.	31"	16"	55"	18"	6 lbs.	(1) 6", (1) 12" & (1) 24" extension rods w/hang straight included
66972/10	(10) 60W Med.	40"	25"	60"	22"	8 lbs.	(1) 6", (1) 12" & (1) 24" extension rods w/hang straight included
66973/5	(5) 60W Med.	25"	32"	61"	-	10 lbs.	(1) 6", (1) 12" & (1) 24" extension rods w/hang straight included
66974/6	(6) 60W Med.	22"	15"	54"	18"	6 lbs.	(1) 6", (1) 12" & (1) 24" extension rods w/hang straight included
66975/12	(12) 60W Med.	42"	30"	74"	-	14 lbs.	(1) 6", (1) 12" & (1) 24" extension rods w/hang straight included

* Bulb #1102 optional



46230/12



46231/12



46233/12



46234/12



46232/24



46235/24



D E L P H I N E

The collection displays an explosion of light from a center core with optional vintage bulbs and thin arms on a starburst style frame finished in Oil Rubbed Bronze, Polished Chrome, or Satin Brass.

ITEM NO.	BULB	W	H	MAX. H	EXT.	WEIGHT	ADDITIONAL DETAILS
46230/12	(12) 60W Med.	16"	16"	43"	-	4 lbs.	(1) 6" & (2) 12" extension rods w/hang straight included
46231/12	(12) 60W Med.	27"	27"	47"	-	6 lbs.	(1) 6" & (2) 12" extension rods w/hang straight included
46232/24	(24) 60W Med.	36"	36"	50"	-	11 lbs.	(1) 6" & (2) 12" extension rods w/hang straight included
46233/12	(12) 60W Med.	16"	16"	43"	-	4 lbs.	(1) 6" & (2) 12" extension rods w/hang straight included
46234/12	(12) 60W Med.	27"	27"	47"	-	6 lbs.	(1) 6" & (2) 12" extension rods w/hang straight included
46235/24	(24) 60W Med.	36"	36"	50"	-	11 lbs.	(1) 6" & (2) 12" extension rods w/hang straight included

* Bulb #1102 optional



46243/12



46244/12



46245/24



14510/1



14511/6



ITEM NO.	BULB	W	H	MAX. H	EXT.	WEIGHT	ADDITIONAL DETAILS
46243/12	(12) 60W Med.	16"	16"	43"	-	4 lbs.	(1) 6" & (2) 12" extension rods w/hang straight included
46244/12	(12) 60W Med.	27"	27"	47"	-	6 lbs.	(1) 6" & (2) 12" extension rods w/hang straight included
46245/24	(24) 60W Med.	36"	36"	50"	-	11 lbs.	(1) 6" & (2) 12" extension rods w/hang straight included

ITEM NO.	BULB	W	H	MAX. H	EXT.	WEIGHT	ADDITIONAL DETAILS
14510/1	(1) 60W Med.	10"	13"	51"	-	2 lbs.	Bulb #1102 optional
14511/6	(6) 60W Cand.	19"	22"	60"	-	4 lbs.	Bulb #1101 optional

D E L P H I N E

L O F T I N

The Loftin series places design-forward Satin Brass sockets in the center of an 'atomic-style' open metal sphere, transforming a classic Oil Rubbed Bronze finished motif into an updated focal point. Enhance the look with our exposed-filament bulbs.



11563/15



11562/10



11560/2

T W I L I G H T

Bursting with energy, this collection features striated glass rods radiating from a central core. Its energy is "contained" inside a Polished Chrome sphere to complete the dazzling display.

ITEM NO.	BULB	W	H	MAX. H	EXT.	WEIGHT	ADDITIONAL DETAILS
11560/2	(2) 60W G9 (included)	9"	20"	-	7"	5 lbs.	
11562/10	(10) 60W G9 (included)	22"	22"	67"	-	12 lbs.	(1) 6", (1) 12" & (1) 24" extension rods w/hang straight included
11563/15	(15) 60W G9 (included)	32"	32"	77"	-	21 lbs.	(1) 6", (1) 12" & (1) 24" extension rods w/hang straight included



32323/8



32322/4



32321/1



32320/1



D I S C O

The Disco collection represents hip styling with clear acrylic discs with beveled edges, a minimalist Polished Nickel frame, and a transparent design to allow for unobstructed views.

ITEM NO.	BULB	W	H	MAX. H	EXT.	WEIGHT	ADDITIONAL DETAILS
32320/1	(1) 60W Med.	12"	12"	-	7"	3 lbs.	
32321/1	(1) 100W Med.	11"	9"	52"	-	6 lbs.	(1) 6" & (3) 12" extension rods w/hang straight included
32322/4	(4) 100W Med.	19"	16"	90"	-	20 lbs.	
32323/8	(8) 100W Med.	25"	21"	95"	-	33 lbs.	



11754/31



11750/15



11753/29



STARBURST

This collection has graced New York's Metropolitan Opera since its opening in 1964. It features miniature groupings of highly polished faceted crystal balls and larger metal offshoots which extend from the center orb emulating an exploding celestial body. An abundance of light "reacts" brilliantly with the Polished Chrome and Polished Gold finishes, captivating your senses while inspiring your imagination. This series can serve as an accent or a centerpiece in a wide range of decors.



ITEM NO.	BULB	W	H	MAX. H	EXT.	WEIGHT	ADDITIONAL DETAILS
11750/15	(15) 60W Cand.	20"	18"	64"	-	13 lbs.	(1) 6", (1) 12" & (1) 24" extension rods w/hang straight included
11753/29	(29) 60W Cand.	48"	20"	66"	-	37 lbs.	(1) 6", (1) 12" & (1) 24" extension rods w/hang straight included
11754/31	(31) 60W Cand.	72"	36"	82"	-	62 lbs.	(1) 6", (1) 12" & (1) 24" extension rods w/hang straight included



11752/24




11751/19





11747/4




11748/8




11749/12




11758/8




11759/12


S T A R B U R S T

ITEM NO.	BULB	W	H	MAX. H	EXT.	WEIGHT	ADDITIONAL DETAILS
11747/4	(4) 60W Cand.	13"	26"	-	8"	8 lbs.	
11748/8	(8) 60W Cand.	26"	9"	-	-	9 lbs.	
11749/12	(12) 60W Cand.	34"	11"	-	-	11 lbs.	
11751/19	(19) 60W Cand.	26"	17"	62"	-	19 lbs.	(1) 6", (1) 12" & (1) 24" extension rods w/hang straight included
11752/24	(24) 60W Cand.	36"	19"	65"	-	22 lbs.	(1) 6", (1) 12" & (1) 24" extension rods w/hang straight included
11758/8	(8) 60W Cand.	26"	9"	-	-	9 lbs.	Polished Gold finish
11759/12	(12) 60W Cand.	34"	11"	-	-	11 lbs.	Polished Gold finish



11830/6



11547/19



11545/9



11546/16



S T A R B U R S T

ITEM NO.	BULB	W	H	MAX. H	EXT.	WEIGHT	ADDITIONAL DETAILS
11545/9	(9) 40W G9 (included)	18"	21"	59"	-	14 lbs.	
11546/16	(16) 40W G9 (included)	27"	30"	68"	-	18 lbs.	
11547/19	(19) 40W G9 (included)	36"	40"	78"	-	32 lbs.	
11830/6	(6) 40W G9 (included)	19"	10"	-	-	6 lbs.	




30025/15



30026/18



30008/3



30014/7



M O L E C U L A R

With a fantastic design resembling the structure of a molecule, the Molecular collection exhibits groups of "atoms" made of iridescent blown glass. With a Chrome Plated finish, this collection has a continuous network of tapered metal extensions that seamlessly connect each light in a sculpture-like fashion.

ITEM NO.	BULB	W	H	EXT.	WEIGHT	ADDITIONAL DETAILS
30008/3	(3) 20W G4 (included)	9"	9"	5"	2 lbs.	Comes with an electronic transformer
30014/7	(7) 20W G4 (included)	11"	17"	9"	5 lbs.	Comes with an electronic transformer
30025/15	(15) 10W G4 (included)	25"	19"	-	20 lbs.	Comes with an electronic transformer
30026/18	(18) 10W G4 (included)	26"	16"	-	18 lbs.	Comes with an electronic transformer



S N O W B U R S T

Like a kaleidoscope of freshly formed ice crystals bursting across the rays of a lustrous silver sun, the Snowburst collection is a spectacular radiance of thousands of faceted crystal beads glistening brilliantly in highly reflective Polished Chrome metalwork.

ITEM NO.	BULB	W	H	MAX. H	EXT.	WEIGHT	ADDITIONAL DETAILS
11895/15	(15) 40W G9 (included)	33"	19"	64"	-	20 lbs.	1,936 Crystal beads
11896/20	(20) 40W G9 (included)	48"	22"	67"	-	28 lbs.	2,772 Crystal beads
11897/30	(30) 40W G9 (included)	72"	37"	82"	-	61 lbs.	5,940 Crystal beads

* (1) 6", (1) 12" & (1) 24" extension rods w/hang straight included



11893/7



11892/13



11891/6



11890/4

11894/11

S N O W B U R S T



ITEM NO.	BULB	W	H	MAX. H	EXT.	WEIGHT	ADDITIONAL DETAILS
11890/4	(4) 40W G9 (included)	14"	20"	-	7"	6 lbs.	584 Crystal beads
11891/6	(6) 40W G9 (included)	21"	12"	-	-	8 lbs.	880 Crystal beads
11892/13	(13) 40W G9 (included)	32"	12"	-	-	13 lbs.	1,232 Crystal beads
11893/7*	(7) 40W G9 (included)	20"	20"	65"	-	9 lbs.	880 Crystal beads
11894/11*	(11) 40W G9 (included)	28"	18"	63"	-	12 lbs.	1,408 Crystal beads

* (1) 6", (1) 12" & (1) 24" extension rods w/hang straight included



32233/10



32230/4



32231/6



32234/4



32232/6

S O L A R A

The solid turned wood spindles that radiate energetically from the Solara collection's core give it a modern, furnituresque aura. Finished in two tones of Washed Grey, the spindles are complemented by just the right amount of Polished Nickel highlights.

ITEM NO.	BULB	W	H	MAX. H	EXT.	WEIGHT	ADDITIONAL DETAILS
32230/4	(4) 60W Med.	20"	27"	-	4"	7 lbs.	ADA Compliant
32231/6	(6) 60W Med.	28"	28"	57"	-	18 lbs.	(1) 6", (1) 12" & (1) 18" extension rods w/hang straight included
32232/6	(6) 60W Med.	44"	23"	52"	25"	19 lbs.	(1) 6", (1) 12" & (1) 18" extension rods w/hang straight included
32233/10	(10) 60W Med.	37"	37"	61"	-	26 lbs.	(1) 6", (1) 12" & (1) 18" extension rods w/hang straight included
32234/4	(4) 60W Med.	28"	16"	-	-	13 lbs.	

* Bulb #1102 optional



31470/2



31474/5



31472/3



31475/5



Shown hung with chain only

31476/10



M A D E R A

This series was designed to showcase its dramatic angles, unencumbered lines and a rich combination of a Polished Nickel frame softened with taupe finished tapered wood slats. Hanging options include all chain, or a combination of chain and rods for added sophistication.

ITEM NO.	BULB	W	H	MAX. H	EXT.	WEIGHT	ADDITIONAL DETAILS
31470/2	(2) 60W Cand.	8"	16"	-	4"	3 lbs.	ADA Compliant
31472/3*	(3) 60W Cand.	12"	18"	89"	-	4 lbs.	(1) 6" & (2) 12" extension rods w/hang straight included
31474/5*	(5) 60W Cand.	20"	27"	98"	-	6 lbs.	(1) 6" & (2) 12" extension rods w/hang straight included
31475/5*	(5) 60W Cand.	24"	28"	100"	-	7 lbs.	(1) 6" & (2) 12" extension rods w/hang straight included
31476/10*	(10) 60W Cand.	45"	50"	98"	-	27 lbs.	(1) 6", (1) 12" & (1) 24" extension rods w/hang straight included

* Includes extension rods and chain



31556/6



Shown at varying heights with included extension rods



31550/1



31551/3



31554/1



31555/3

J A N E T T E

The Janette collection has an updated mid-century style that combines clean lines with warm wood tones. Chestnut finished wood slats add a natural element and soft contrast to the Polished Nickel finished hardware.

ITEM NO.	BULB	W	H	MAX. H	EXT.	WEIGHT	ADDITIONAL DETAILS
31550/1	(1) 60W Med.	7"	29-53"	-	10"	3 lbs.	(1) 6", (1) 12" & (1) 18" extension rods w/hang straight included
31551/3	(3) 60W Med.	19"	8"	-	-	8 lbs.	
31554/1	(1) 60W Med.	7"	16"	61"	-	3 lbs.	(1) 6", (1) 12" & (1) 24" extension rods w/hang straight included
31555/3	(3) 60W Med.	14"	31"	76"	-	7 lbs.	(1) 6", (1) 12" & (1) 24" extension rods w/hang straight included
31556/6	(6) 60W Med.	19"	43"	88"	-	16 lbs.	(1) 6", (1) 12" & (1) 24" extension rods w/hang straight included

* Bulb #1092 optional




32334/6





32332/1





32331/4




32330/1




32333/4


V I N D A L I A

The Vindalia collection has a rich Satin Brass framework which is complemented with Chestnut finished wood and seedy glass panels. Tucked in-between each wood element, these glass panels help define the overall shape and are curved inward for an attractive transition to the bottom of the fixture.



ITEM NO.	BULB	W	H	MAX. H	EXT.	WEIGHT	ADDITIONAL DETAILS
32330/1	(1) 60W Cand.	6"	10"	-	5"	3 lbs.	
32331/4	(4) 60W Cand.	17"	13"	-	-	8 lbs.	
32332/1	(1) 100W Med.	9"	11"	56"	-	5 lbs.	Bulb #1092 optional (1) 6" & (3) 12" extension rods included
32333/4	(4) 60W Cand.	18"	11"	50"	-	12 lbs.	(1) 6", (1) 12" & (1) 18" extension rods included
32334/6	(6) 60W Cand.	24"	11"	50"	-	18 lbs.	(1) 6", (1) 12" & (1) 18" extension rods included



32140/4



31575/1



81123/1



81120/1



81124/3



Shown as semi-flush



81125/5

ITEM NO.	BULB	W	H	MAX. H	EXT.	WEIGHT	ADDITIONAL DETAILS
31575/1	(1) 60W Med.	9"	18"	56"	-	3 lbs.	Bulb #1092 optional
32140/4	(4) 60W Cand.	16"	21"	54"	-	5 lbs.	

W O O D A R C H E S

The Wood Arches series is made of solid wood construction in a Red Oak finish and Oil Rubbed Bronze hardware. The warmth of the wood combined with the rustic metalwork will make any space feel warm.

ITEM NO.	BULB	W	H	MAX. H	EXT.	WEIGHT	ADDITIONAL DETAILS
81120/1	(1) 60W Cand.	8"	8"	-	4"	2 lbs.	ADA Compliant
81123/1	(1) 100W Med.	8"	8"	46"	-	4 lbs.	(3) 12" extension rods w/hang straight included
81124/3	(3) 60W Med.	16"	8"	46"	-	9 lbs.	(3) 12" extension rods w/hang straight included
81125/5	(5) 60W Cand.	18"	21"	59"	-	8 lbs.	

S E R A I

The Serai collection has a laser cut frame with "soda bottle" glass that fills each oval cutout for a unique look. The Oil Rubbed Bronze finish contrasts the clear glass.



14333/3




14331/3




81184/1




81185/4




14330/1




14332/1




81186/5


ITEM NO.	BULB	W	H	MAX. H	EXT.	WEIGHT	ADDITIONAL DETAILS
14330/1	(1) 60W Med.	10"	9"	-	6"	6 lbs.	Sconce, Bulb #1102 optional
14331/3	(3) 60W Med.	16"	13"	-	-	15 lbs.	Bulb #1102 optional
14332/1	(1) 60W Med.	10"	12"	51"	-	9 lbs.	Bulb #1102 optional
14333/3	(3) 60W Med.	19"	12"	51"	-	18 lbs.	Bulb #1102 optional

GARRISTON

A provocative statement piece showcasing strong, stark lines, the Garriston's Brutalist, Imperial look is achieved by the welding together of heavy cast iron rectangles into a bold sculptural grillwork. Stylish Distressed Clay Iron finish.

ITEM NO.	BULB	W	H	MAX. H	EXT.	WEIGHT	ADDITIONAL DETAILS
81184/1	(1) 100W Med.	6"	9"	46"	-	2 lbs.	Bulb #1092 optional
81185/4	(4) 60W Cand.	20"	11"	50"	-	6 lbs.	(3) 12" extension rods w/hang straight included
81186/5	(5) 60W Cand.	26"	13"	52"	-	8 lbs.	

VORTICY

An impossible-to-ignore maelstrom of overlapping flat metal bands, the Vortice collection conveys the super-energetic chaos within a powerfully turbulent vortex. Finished in Oil Rubbed Bronze.



31661/6

31660/3

ITEM NO.	BULB	W	H	MAX. H	EXT.	WEIGHT	ADDITIONAL DETAILS
31660/3	(3) 40W G9 (included)	17"	17"	49"	-	8 lbs.	(1) 6" & (2) 12" extension rods w/hang straight included
31661/6	(6) 40W G9 (included)	24"	24"	56"	-	10 lbs.	(1) 6" & (2) 12" extension rods w/hang straight included

C R Y S T A L O R B S

This series features crystal lined rings that can be rotated to create a series of concentric circles for a myriad of patterns and light contrasts. An Oiled Rubbed Bronze finish defines each ring, distinguishing the metalwork from the clear crystal.



11865/3

11866/3

ITEM NO.	BULB	W	H	MAX. H	EXT.	WEIGHT	ADDITIONAL DETAILS
11865/3	(3) 60W G9 (included)	20"	20"	93"	-	12 lbs.	
11866/3	(3) 60W G9 (included)	27"	27"	100"	-	18 lbs.	

O R I O N A

The lustrous champagne water glass orb forms the nucleus of the Orion chandelier, encircled by prismatic crescents of champagne-plated crystal that appear to swirl around it in rhythmic waves. The Oil Rubbed Bronze metalwork clearly define the cosmic shapes.



66894/6
 (29" Corner to Corner)

66896/6
 (39" Corner to Corner)



66890/1

66895/4
 (24" Corner to Corner)

66891/1

66893/4

LABORATORY

This collection was cleverly designed around our filament tube shaped bulbs by incorporating them into the actual shape of the Weathered Zinc framework. With a socket on one end and a faux socket on the other, the bulbs seem to form a continuous electrified circuit.

ITEM NO.	BULB	W	H	MAX. H	EXT.	WEIGHT	ADDITIONAL DETAILS
66890/1	(1) 60W Med.	5"	20"	-	4"	2 lbs.	ADA Compliant, Bulb #1103 optional
66891/1	(1) 60W Med.	14"	15"	-	3"	3 lbs.	ADA Compliant, Bulb #1099 optional
66893/4*	(4) 60W Med.	44"	11"	60"	11"	6 lbs.	Bulb #1103 optional
66894/6*	(6) 60W Med.	20"	28"	76"	-	8 lbs.	Bulb #1099 optional
66895/4	(4) 60W Med.	18"	17"	-	-	4 lbs.	Bulb #1099 optional
66896/6*	(6) 60W Med.	28"	39"	84"	-	11 lbs.	Bulb #1103 optional

* (1) 6", (1) 12" & (1) 24" extension rods w/hang straight included



14121/1



14122/4



(26" Corner to Corner)

14120/1



14123/6



(34" Corner to Corner)

ITEM NO.	BULB	W	H	EXT.	WEIGHT	ADDITIONAL DETAILS
14120/1	(1) 60W Cand.	7"	12"	6"	3 lbs.	
14121/1	(1) 100W Med.	7"	8"	-	4 lbs.	(1) 6" & (3) 12" extension rods w/hang straight included
14122/4	(4) 60W Cand.	18"	18"	-	14 lbs.	(1) 6", (1) 12" & (1) 18" extension rods w/hang straight included
14123/6	(6) 60W Cand.	24"	24"	-	26 lbs.	(1) 6", (1) 12" & (1) 24" extension rods w/hang straight included

C U B I X

The Cubix collection features an exciting "cube in cube" design, with the outer cube suspending the inner cube of clear water glass panels that are the centerpiece of the design. The complimenting, Oiled Bronze finish is adaptable to a variety of style settings.



81175/6



ITEM NO.	BULB	W	H	MAX. H	EXT.	WEIGHT	ADDITIONAL DETAILS
81175/6	(6) 60W Med.	25"	28"	67"	-	6 lbs.	Bulb #1092 optional

G A L A W A Y

The Galaway chandelier has a simplistic and functional design, with a classic ring where the lights are perched, and a rich Windswept Silver finish.



Y A R D L E Y

The Yardley collection features a turn of the century inspired cage design in Oil Rubbed Bronze and Polished Gold with both open cage and mercury glass options. Filament bulb optional.

ITEM NO.	BULB	W	H	MAX. H	EXT.	WEIGHT	ADDITIONAL DETAILS
14190/1	(1) 60W Med.	7"	11"	-	9"	2 lbs.	Bulb #1092 optional
14191/1	(1) 60W Med.	7"	11"	85"	-	2 lbs.	Includes 6 ft. of cord, Bulb #1092 optional
14241/1	(1) 60W Med.	10"	12"	50"	-	3 lbs.	Bulb #1092 optional
14243/3	(3) 60W Cand.	16"	17"	55"	-	5 lbs.	Bulb #1101 optional
14244/6	(6) 60W Cand.	23"	26"	64"	-	7 lbs.	Bulb #1101 optional
14248/1	(1) 60W Med.	8"	15"	89"	-	5 lbs.	Bulb #1092 optional
14255/1	(1) 60W Med.	12"	10"	42"	-	3 lbs.	Bulb #1092 optional (1) 6" & (2) 12" extension rods w/hang straight included



14293/1



14266/1



14265/1



14245/1



46182/1



46180/1



46183/9

ITEM NO.	BULB	W	H	MAX. H	EXT.	WEIGHT	ADDITIONAL DETAILS
14245/1	(1) 60W Med.	9"	9"	83"	-	3 lbs.	Bulb #1092 optional
14265/1	(1) 60W Med.	9"	9"	83"	-	3 lbs.	Bulb #1092 optional
14266/1	(1) 60W Med.	8"	11"	84"	-	2 lbs.	Bulb #1092 optional
14293/1	(1) 60W Med.	11"	9"	83"	-	5 lbs.	Bulb #1092 optional

Y A R D L E Y

ITEM NO.	BULB	W	H	MAX. H	EXT.	WEIGHT	ADDITIONAL DETAILS
46180/1*	(1) 60W Med.	5"	8"	46"	-	2 lbs.	Antique Gold Leaf finish, clear glass
46182/1*	(1) 60W Med.	5"	8"	46"	-	2 lbs.	Oil Rubbed Bronze finish, teak glass
46183/9**	(9) 60W Med.	34"	47"	89"	-	24 lbs.	Oil Rubbed Bronze finish, teak glass

Bulb #1092 optional
 * (1) 6", (1) 12" & (1) 18" extension rods w/hang straight included
 ** (1) 6", (1) 12" & (1) 24" extension rods w/hang straight included

W A T E R C U B E

The Watercube collection showcases cubed water glass. Finished in Oil Rubbed Bronze, Polished Chrome and Antique Gold Leaf.



ITEM NO.	BULB	W	H	MAX. H	EXT.	WEIGHT	ADDITIONAL DETAILS
16310/1	(1) 60W Med.	5"	14"	89"	-	2 lbs.	Bulb #1099 optional
16311/1	(1) 60W Med.	5"	17"	-	8"	3 lbs.	Bulb #1099 optional
16312/7	(7) 60W Med.	35"	16"	75"	11"	27 lbs.	Bulb #1099 optional

O W E N

This series showcases clear elongated water glass held by cast socket hardware. The Oil Rubbed Bronze finished frame is contrasted with Antique Brass accents.



ITEM NO.	BULB	W	H	MAX. H	EXT.	WEIGHT	ADDITIONAL DETAILS
31585/4	(4) 60W Cand.	23"	25"	63"	-	11 lbs.	
31586/6	(6) 60W Cand.	34"	36"	74"	-	13 lbs.	



E X I T O R

The Exitor pendant combines the rusticness of a rope wrapped frame with Polished Nickel hardware creating a warm and sophisticated geometric design.



11142/6




11140/1




11141/5


WARRENTON

The Warrenton collection is designed with sleek, angular metalwork with individual lights extending up from the frames' arms. The Matte Gold finish is complemented with elements of Polished Nickel for a rich, luxurious look. Textured beige linen shades included.

ITEM NO.	BULB	W	H	MAX. H	EXT.	WEIGHT	ADDITIONAL DETAILS
11140/1	(1) 60W G9 (included)	10"	12"	-	4"	2 lbs.	ADA Compliant
11141/5	(5) 60W G9 (included)	27"	24"	73"	-	10 lbs.	(1) 6", (1) 12" & (1) 18" extension rods included
11142/6	(6) 60W G9 (included)	33"	29"	84"	-	13 lbs.	(1) 6", (1) 12" & (1) 24" extension rods included



81200/2



81202/5



81204/6+3



11835/1



11836/3



11837/8



ITEM NO.	BULB	W	H	MAX. H	EXT.	WEIGHT	ADDITIONAL DETAILS
81200/2	(2) 60W Cand.	10"	15"	-	4"	2 lbs.	ADA Compliant
81202/5	(5) 60W Cand.	24"	25"	63"	-	8 lbs.	
81204/6+3	(9) 60W Cand.	36"	38"	76"	-	12 lbs.	

ITEM NO.	BULB	W	H	MAX. H	EXT.	WEIGHT	ADDITIONAL DETAILS
11835/1	(1) 100W Med.	8"	7"	51"	-	4 lbs.	(1) 6" & (3) 12" extension rods w/hang straight included
11836/3	(3) 60W Cand.	13"	12"	51"	-	8 lbs.	
11837/8	(8) 60W Cand.	20"	16"	55"	-	15 lbs.	

L A C O M B E

Equal parts opulence and dynamism, the Lacombe series offers a contemporary design story, with steeply symmetrical openwork in Aged Silver complimented with clear glass accents on the candles and center column.

C O N S T R U C T S

The Constructs series has a hexagon shape and a geometric zig-zag pattern built into each facet. A bead-lined frame and an abundance of crystals exude a gem-like quality while the Weathered Zinc finish boldly announces the intricate metalwork.



46063/8



46061/3



46060/1



46062/6

V E N T O U X

The Ventoux collection defines modern elegance by combining the charming characteristics of a lantern with the smooth curves of fashion forward design. Accented with crystal beads and glass candle covers, the central light cluster becomes the focal point from which crystal-lined arms are elegantly draped around. A Satin Silver finish softens the crystal for just the right balance of warmth and cutting edge style.

ITEM NO.	BULB	W	H	MAX. H	EXT.	WEIGHT	ADDITIONAL DETAILS
46060/1	(1) 60W Cand.	12"	20"	-	5"	2 lbs.	
46061/3	(3) 60W Cand.	15"	22"	60"	-	6 lbs.	
46062/6	(6) 60W Cand.	27"	40"	80"	-	13 lbs.	
46063/8	(8) 60W Cand.	44"	61"	136"	-	39 lbs.	



1477/1




1478/2




1470/1




1476/6+3




1475/6




1474/1


R E F R A C T I O N

A refraction is defined as a bending of a wave path of light. The Refraction collection captures this fascinating phenomenon with elements that seem to reflect off of a stationary object and bounce into various trajectories. Finished in Polished Chrome.

ITEM NO.	BULB	W	H	EXT.	WEIGHT	ADDITIONAL DETAILS
1470/1	(1) 40W G9 (included)	7"	5"	9"	1 lb.	
1474/1	(1) 40W G9 (included)	7"	9"	-	2 lbs.	(1) 6" and (2) 12" extension rods with hang straight included
1475/6	(6) 40W G9 (included)	26"	13"	-	7 lbs.	(1) 6" and (2) 12" extension rods with hang straight included
1476/6+3	(9) 40W G9 (included)	31"	16"	-	10 lbs.	(1) 6" and (2) 12" extension rods with hang straight included
1477/1	(1) 40W G9 (included)	7"	4"	-	1 lb.	Includes 6 feet of clear cord
1478/2	(2) 40W G9 (included)	15"	18"	9"	4 lbs.	



Caribbean - CAR



Jasper - JAS


Each item can be paired with these available glass colors. Please add color code at the end of item number.



1476/6+3*



1477/1*



1478/2*



1470/1*



1474/1*



1475/6*



R E F R A C T I O N

ITEM NO.	BULB	W	H	EXT.	WEIGHT	ADDITIONAL DETAILS
1470/1*	(1) 40W G9 (included)	7"	5"	9"	1 lb.	
1474/1*	(1) 40W G9 (included)	7"	9"	-	2 lbs.	(1) 6" and (2) 12" extension rods with hang straight included
1475/6*	(6) 40W G9 (included)	26"	13"	-	7 lbs.	(1) 6" and (2) 12" extension rods with hang straight included
1476/6+3*	(9) 40W G9 (included)	31"	16"	-	10 lbs.	(1) 6" and (2) 12" extension rods with hang straight included
1477/1*	(1) 40W G9 (included)	7"	4"	-	1 lb.	Includes 6 feet of clear cord
1478/2*	(2) 40W G9 (included)	15"	18"	9"	4 lbs.	



82030/6



81154/3



81150/1



Shown as semi-flush



81153/1



81155/5



ITEM NO.	BULB	W	H	EXT.	WEIGHT	ADDITIONAL DETAILS
82030/6	(6) 40W G9 (included)	24"	20"	-	9 lbs.	(1) 6" & (2) 12" extension rods w/ hang straight included


ITEM NO.	BULB	W	H	MAX. H	EXT.	WEIGHT	ADDITIONAL DETAILS
81150/1	(1) 60W Cand.	8"	5"	-	4"	1 lb.	ADA Compliant
81153/1	(1) 100W Med.	10"	9"	82"	-	3 lbs.	
81154/3	(3) 60W Med.	15"	12"	-	-	7 lbs.	
81155/5	(5) 60W Med.	18"	8"	45"	-	10 lbs.	(3) 12" extension rods w/hang straight included

S A T U R N

Contemporary design of significant celestial proportions. The Saturn fixture is a modern interpretation of the heavenly body featuring intersecting rings of square crystal and a Polished Chrome finish.

T E S S A

With clear crystals set within individual oval elements, the Tessa collection's Polished Chrome finish and sugar textured glass diffuser releases rays of sparkling light.



T E T R A

The Tetra collection represents a modern approach to tiffany. Using triangular cut pieces of glass, each fixture is assembled in a triangular pattern to create a visually pleasing geometric shapes. Finishes include Polished Chrome with white tiffany glass, or Oil Rubbed Bronze with clear glass or mercury glass.

ITEM NO.	BULB	W	H	MAX. H	EXT.	WEIGHT	ADDITIONAL DETAILS
72021-1	(1) 60W Med.	7"	11"	81"	-	4 lbs.	Includes 6 feet of clear cord
72022-3	(3) 60W Med.	16"	10"	47"	-	8 lbs.	1-6" and 2-12" extension rods with hang straight included
72121-1	(1) 60W Med.	7"	11"	81"	-	4 lbs.	Includes 6 feet of black cord
72122-3	(3) 60W Med.	16"	10"	47"	-	8 lbs.	(1) 6" & (2) 12" extension rods w/hang straight included
72221-1	(1) 60W Med.	7"	11"	81"	-	4 lbs.	Includes 6 feet of black cord
72222-3	(3) 60W Med.	16"	10"	47"	-	8 lbs.	(1) 6" & (2) 12" extension rods w/hang straight included

Due to its hand-made nature, each piece of tiffany glass will vary slightly in color and pattern.



31442/1SN
Satin Nickel



31340/1BW
Burl Wood



31340/1MB
Marble



31341/1WZ
Weathered Zinc



31341/1MB
Marble



31341/1BW
Burl Wood



31442/1BW
Burl Wood



31340/1SN
Satin Nickel



31340/1WZ
Weathered Zinc



31341/1SN
Satin Nickel



31341/1OB
Oiled Bronze



L I N D S E Y

This mini pendant collection features a smooth flowing shape from the canopy to the teardrop body. The Brushed Nickel finish adds beautiful contrast to all of the curvaceous pendant bodies, including stylish wood prints.

ITEM NO.	BULB	W	H	MAX. H	EXT.	WEIGHT	ADDITIONAL DETAILS
31340/1BW	(1) 50W GU10 (included)	4"	10"	89"	-	1 lb.	Includes 6 feet of clear cord
31340/1MB	(1) 50W GU10 (included)	4"	10"	89"	-	1 lb.	Includes 6 feet of clear cord
31340/1SN	(1) 50W GU10 (included)	4"	10"	89"	-	1 lb.	Includes 6 feet of clear cord
31340/1WZ	(1) 50W GU10 (included)	4"	10"	89"	-	1 lb.	Includes 6 feet of clear cord
31341/1BW	(1) 100W Med.	6"	14"	-	-	2 lbs.	Includes 6 feet of clear cord
31341/1MB	(1) 100W Med.	6"	14"	-	-	2 lbs.	Includes 6 feet of clear cord
31341/1OB	(1) 100W Med.	6"	14"	-	-	2 lbs.	Includes 6 feet of clear cord
31341/1SN	(1) 100W Med.	6"	14"	-	-	2 lbs.	Includes 6 feet of clear cord
31341/1WZ	(1) 100W Med.	6"	14"	-	-	2 lbs.	Includes 6 feet of clear cord
31442/1DW	(1) 100W Med.	17"	16"	95"	-	2 lbs.	Includes 6 feet of clear cord
31442/1SN	(1) 100W Med.	17"	16"	95"	-	2 lbs.	Includes 6 feet of clear cord



31024/3



31026/5



ITEM NO.	BULB	W	H	EXT.	WEIGHT	ADDITIONAL DETAILS
31024/3	(3) 60W Med.	16"	7"	-	5 lbs.	Flush mount
31026/5	(5) 60W Cand.	24"	24"	-	11 lbs.	

R E T R O V I A

During the 1950s, there was a renewed sense of style and design from consumer products to fashion and beyond. This design movement coined the term "mid-century modern" which became a leading design movement. Finished in Polished Nickel, this collection embodies the excitement of the time period with laser cut circles, opal etched cylindrical glass, and a white diffuser that accents the drum.



1110



LED



1111



LED



1112



LED



1113



LED



1101



1102



1092



1099



1103



1114



LED

ITEM NO.	BULB	W	H
1110	4W LED Med. (400 lumens) 2700K, 80CRI	2.5"	5.75"
1111	3W LED Med. (260 lumens) 2700K, 80CRI	1.75"	4.25"
1112	6W LED Cand. (530 lumens) 2700K, 80CRI	1.5"	4.25"
1113	7W LED G9 (430 lumens) 3000K, 80CRI	1.5"	3"
1114	3W LED Med. (330 lumens) 2600K, 80CRI	1.25"	12"

LED BULBS

Energy saving dimmable filament bulbs offered in a range of sizes and styles. Low power consumption G9 LED bulb also available.

ITEM NO.	BULB	W	H
1092	60W Med.	2.5"	5"
1099	60W Med.	1.25"	7"
1101	40W Cand.	1"	3.5"
1102	60W Med.	1.75"	4.25"
1103	60W Med.	1.25"	12"

VINTAGE FILAMENT BULBS

These dimmable nostalgic light bulbs will enhance the look of any fixture especially those with visible bulbs.



MODERN
FARMHOUSE



32314/9



32313/6



32311/3



32312/8

NEO CLASSICA

The beauty and refined elegance of the Neo Classica collection begins with a classic design of contrasting materials and finishes. The heavy clear crystal ball is the central “anchor” point from which a turned wood center column and elegant metal arms flow from. The Aged Black Nickel finish is accented with satin nickel candle covers and a weathered birch finished wood center column.

ITEM NO.	BULB	W	H	MAX. H	EXT.	WEIGHT	ADDITIONAL DETAILS
32311/3	(3) 60W Cand.	14"	25"	52"	–	15 lbs.	
32312/8	(8) 60W Cand.	20"	35"	62"	–	33 lbs.	
32313/6	(6) 60W Cand.	27"	22"	49"	–	30 lbs.	
32314/9	(9) 60W Cand.	35"	25"	52"	–	38 lbs.	



31236/1



Shown as semi-flush 9" H



31237/6



31239/9



31238/6



31235/1



SLATINGTON

The Slatington collection exhibits an industrial inspired design using layers of metal to create a machine-like presence. The cylindrical shapes are complemented by a wire mesh to further contribute to the restoration appeal. Brushed Nickel accents highlight key details against the Silvered Graphite finish.

ITEM NO.	BULB	W	H	MAX. H	EXT.	WEIGHT	ADDITIONAL DETAILS
31235/1	(1) 60W Med.	6"	13"	-	5"	2 lbs.	
31236/1	(1) 60W Med.	6"	11"	50"	-	3 lbs.	(1) 6", (1) 12" & (1) 18" extension rods w/hang straight included
31237/6	(6) 60W Med.	22"	4"	50"	-	7 lbs.	(1) 6", (1) 12" & (1) 24" extension rods w/hang straight included
31238/6	(6) 60W Med.	22"	14"	59"	-	10 lbs.	(1) 6", (1) 12" & (1) 24" extension rods w/hang straight included
31239/9	(9) 60W Med.	28"	14"	59"	-	14 lbs.	(1) 6", (1) 12" & (1) 24" extension rods w/hang straight included

* Bulb #1092 optional



View from above



14505/8



14504/6



14500/1



O C U L A R

The Ocular collection proudly displays circular glass “lenses” similar to those used on railroad signal lights of years past. Cleverly supporting these glass diffusers is an Oil Rubbed Bronze frame with Satin Brass accents.

ITEM NO.	BULB	W	H	MAX. H	EXT.	WEIGHT	ADDITIONAL DETAILS
14500/1	(1) 60W Med.	6"	10"	-	4"	2 lbs.	ADA Compliant, Bulb #1102 optional
14504/6	(6) 60W Med.	24"	19"	57"	-	14 lbs.	Bulb #1102 optional
14505/8	(8) 60W Med.	38"	21"	60"	15"	18 lbs.	Bulb #1102 optional



16061/1



16081/1



16071/1



16060/1



16080/1



16070/1



16062/1



16082/1



16072/1



RILEY

Inspired by the porthole windows of ships of the past, the Riley collection unites metal and glass with die cast brackets and nautical thumbscrews. A cast socket housing and canopy further add to its industrial character. Finishes include Satin Nickel with clear glass, Oil Rubbed Bronze with clear glass, or Satin Brass/Oil Rubbed Bronze with opal white glass.

ITEM NO.	BULB	W	H	MAX. H	EXT.	WEIGHT	ADDITIONAL DETAILS
16060/1	(1) 60W Med.	10"	10"	59"	-	5 lbs.	Bulb #1092 optional
16061/1	(1) 60W Med.	10"	9"	58"	-	5 lbs.	Bulb #1092 optional
16062/1	(1) 60W Med.	10"	9"	58"	-	4 lbs.	Bulb #1092 optional
16070/1	(1) 60W Med.	10"	10"	59"	-	5 lbs.	
16071/1	(1) 60W Med.	10"	9"	58"	-	5 lbs.	
16072/1	(1) 60W Med.	10"	9"	58"	-	4 lbs.	
16080/1	(1) 60W Med.	10"	10"	59"	-	5 lbs.	Bulb #1092 optional
16081/1	(1) 60W Med.	10"	9"	58"	-	5 lbs.	Bulb #1092 optional
16082/1	(1) 60W Med.	10"	9"	58"	-	4 lbs.	Bulb #1092 optional

(1) 6" & (3) 12" extension rods w/hang straight included



57083/3



57081/1



57051/1



57061/1



57031/1



57071/1



57041/1



RUTHERFORD

This series has a smooth curving profile adorned with a decorative link casting adding to the restoration appeal of these designer pendants. The edge of the metal shade is defined by a ring that has period-authentic thumbscrews and a frosted glass diffuser. Finishes include Polished Nickel, Polished Nickel/Gloss white, Brushed Nickel, Oil Rubbed Bronze, Polished Nickel/Weathered Zinc, Brushed Antique Brass/Oil Rubbed Bronze and Satin Brass.

ITEM NO.	BULB	W	H	MAX. H	EXT.	WEIGHT	ADDITIONAL DETAILS
57031/1	(1) 100W Med.	15"	13"	52"	-	6 lbs.	Polished Nickel finish
57041/1	(1) 100W Med.	15"	13"	52"	-	6 lbs.	Gloss White shade, Polished Nickel finish
57051/1	(1) 100W Med.	15"	13"	52"	-	6 lbs.	Brushed Nickel finish
57061/1	(1) 100W Med.	15"	13"	52"	-	6 lbs.	Oil Rubbed Bronze finish
57071/1	(1) 100W Med.	15"	13"	52"	-	6 lbs.	Satin Brass finish
57081/1	(1) 100W Med.	15"	13"	52"	-	6 lbs.	Weathered Zinc shade, Polished Nickel finish
57083/3	(3) 100W Med.	52"	41"	78"	15"	23 lbs.	Weathered Zinc shades, Polished Nickel finish

* (1) 6", (1) 12" & (1) 18" extension rods w/hang straight included on all above



57082/1



57052/1



57062/1



57080/1



57050/1



57060/1



57032/1



57072/1



57042/1



57030/1



57070/1



57040/1



R U T H E R F O R D

ITEM NO.	BULB	W	H	MAX. H	EXT.	WEIGHT	ADDITIONAL DETAILS
57030/1	(1) 60W Med.	9"	13"	51"	-	4 lbs.	Polished Nickel finish
57032/1	(1) 100W Med.	18"	14"	52"	-	8 lbs.	Polished Nickel finish
57040/1	(1) 60W Med.	9"	13"	51"	-	4 lbs.	Gloss White shade, Polished Nickel finish
57042/1	(1) 100W Med.	18"	14"	52"	-	8 lbs.	Gloss White shade, Polished Nickel finish
57050/1	(1) 60W Med.	9"	13"	51"	-	4 lbs.	Brushed Nickel finish
57052/1	(1) 100W Med.	18"	14"	52"	-	8 lbs.	Brushed Nickel finish
57060/1	(1) 60W Med.	9"	13"	51"	-	4 lbs.	Oil Rubbed Bronze finish
57062/1	(1) 100W Med.	18"	14"	52"	-	8 lbs.	Oil Rubbed Bronze finish
57070/1	(1) 60W Med.	9"	13"	51"	-	4 lbs.	Satin Brass finish
57072/1	(1) 100W Med.	18"	14"	52"	-	8 lbs.	Satin Brass finish
57080/1	(1) 60W Med.	9"	13"	51"	-	4 lbs.	Weathered Zinc shade, Polished Nickel finish
57082/1	(1) 100W Med.	18"	14"	52"	-	8 lbs.	Weathered Zinc shade, Polished Nickel finish

* (1) 6", (1) 12" & (1) 18" extension rods w/hang straight included on all above



66124-1



66144-1



66134-1



66128-1



66148-1



66138-1



66114-1



66584-1



66594-1



66118-1



66588-1



66598-1



CHADWICK

The Chadwick collection reflects the beauty of hand-turned craftsmanship inspired by early 20th century lighting and antiques that have surpassed the test of time. This robust collection features detailing appropriate for classic or transitional décors. Finishes include Polished Nickel, Satin Nickel, Antique Copper, Oiled Bronze, Weathered Zinc, Satin Brass and Gloss White. Frosted glass diffusers and various dome options, including glass, seedy glass, mercury glass and metal allow for adaptability to almost any design scheme.



ITEM NO.	BULB	W	H	MAX. H	EXT.	WEIGHT	ADDITIONAL DETAILS
66114-1	(1) 100W Med.	13"	14"	45"	-	5 lbs.	Polished Nickel finish
66118-1	(1) 100W Med.	17"	14"	47"	-	9 lbs.	Polished Nickel finish
66124-1	(1) 100W Med.	13"	14"	45"	-	5 lbs.	Satin Nickel finish
66128-1	(1) 100W Med.	17"	14"	47"	-	9 lbs.	Satin Nickel finish
66134-1	(1) 100W Med.	13"	14"	45"	-	5 lbs.	Oiled Bronze finish
66138-1	(1) 100W Med.	17"	14"	47"	-	9 lbs.	Oiled Bronze finish
66144-1	(1) 100W Med.	13"	14"	45"	-	5 lbs.	Antique Copper finish
66148-1	(1) 100W Med.	17"	14"	47"	-	9 lbs.	Antique Copper finish
66584-1	(1) 100W Med.	13"	14"	45"	-	5 lbs.	Weathered Zinc finish
66588-1	(1) 100W Med.	17"	14"	47"	-	9 lbs.	Weathered Zinc finish
66594-1	(1) 100W Med.	13"	14"	45"	-	5 lbs.	Satin Brass finish
66598-1	(1) 100W Med.	17"	14"	47"	-	9 lbs.	Satin Brass finish

* 1-6" and 2-12" extension rods with hang straight included on all above



CHADWICK



ITEM NO.	BULB	W	H	MAX. H	EXT.	WEIGHT	ADDITIONAL DETAILS
66513-1	(1) 100W Med.	13"	14"	46"	-	6 lbs.	Polished Nickel finish, 3' of chain optional
66523-1	(1) 100W Med.	13"	14"	46"	-	6 lbs.	Satin Nickel finish, 3' of chain optional
66533-1	(1) 100W Med.	13"	14"	46"	-	6 lbs.	Oiled Bronze finish, 3' of chain optional
66543-1	(1) 100W Med.	13"	14"	46"	-	6 lbs.	Antique Copper finish, 3' of chain optional
66553-1	(1) 100W Med.	13"	14"	46"	-	7 lbs.	Bulb #1092 optional, Weathered Zinc finish
67713-1	(1) 100W Med.	13"	14"	46"	-	5 lbs.	Bulb #1102 optional, Polished Nickel finish
67723-1	(1) 100W Med.	13"	14"	46"	-	5 lbs.	Bulb #1102 optional, Satin Nickel finish
67733-1	(1) 100W Med.	13"	14"	46"	-	5 lbs.	Bulb #1102 optional, Oiled Bronze finish
67743-1	(1) 100W Med.	13"	14"	46"	-	5 lbs.	Bulb #1102 optional, Antique Copper finish

* 1-6" and 2-12" extension rods with hang straight included on all above



CHADWICK



ITEM NO.	BULB	W	H	EXT.	WEIGHT	ADDITIONAL DETAILS
66113-1	(1) 100W Med.	13"	14"	-	8 lbs.	Polished Nickel finish with White Glass
66123-1	(1) 100W Med.	13"	14"	-	8 lbs.	Satin Nickel finish with White Glass
66133-1	(1) 100W Med.	13"	14"	-	8 lbs.	Oiled Bronze finish with Amber Glass
66143-1	(1) 100W Med.	13"	14"	-	8 lbs.	Antique Copper finish with White Glass
66413-1	(1) 100W Med.	13"	14"	-	8 lbs.	Polished Nickel finish with Cappa Shells
66423-1	(1) 100W Med.	13"	14"	-	8 lbs.	Satin Nickel finish with Cappa Shells
66433-1	(1) 100W Med.	13"	14"	-	8 lbs.	Oiled Bronze finish with Cappa Shells
66443-1	(1) 100W Med.	13"	14"	-	8 lbs.	Antique Copper finish with Cappa Shells
66633-1	(1) 100W Med.	13"	14"	-	8 lbs.	Oiled Bronze finish with White Glass

* 1-6" and 2-12" extension rods with hang straight included on all above



66516-1



66515-1



66514-1



66526-1



66525-1



66524-1



67732-1



67742-1



67722-1



67712-1



66534-1



CHADWICK

ITEM NO.	BULB	W	H	MAX. H	EXT.	WEIGHT	ADDITIONAL DETAILS
66514-1	(1) 100W Med.	8"	14"	46"	-	5 lbs.	Polished Nickel finish, Gloss White shade
66524-1	(1) 100W Med.	8"	14"	46"	-	5 lbs.	Satin Nickel finish, Gloss White shade
66515-1	(1) 100W Med.	13"	14"	46"	-	5 lbs.	Polished Nickel finish, Gloss White shade
66525-1	(1) 100W Med.	13"	14"	46"	-	5 lbs.	Satin Nickel finish, Gloss White shade
66516-1	(1) 100W Med.	17"	14"	47"	-	9 lbs.	Polished Nickel finish, Gloss White shade
66526-1	(1) 100W Med.	17"	14"	47"	-	9 lbs.	Satin Nickel finish, Gloss White shade
66534-1	(1) 100W Med.	6"	17"	48"	-	5 lbs.	Bulb #1092 optional, Weathered Zinc finish
67712-1	(1) 100W Med.	8"	14"	46"	-	5 lbs.	Bulb #1092 optional, Antique Copper finish
67722-1	(1) 100W Med.	8"	14"	46"	-	5 lbs.	Bulb #1092 optional, Oiled Bronze finish
67732-1	(1) 100W Med.	8"	14"	46"	-	5 lbs.	Bulb #1092 optional, Polished Nickel finish
67742-1	(1) 100W Med.	8"	14"	46"	-	5 lbs.	Bulb #1092 optional, Satin Nickel finish

* 1-6" and 2-12" extension rods with hang straight included on all above



66120-3



66589-1



66599-1



66112-1



66122-1



66132-1



66142-1



66632-1



66119-1



66139-1



66149-1



66159-1



66412-1



66422-1



66432-1



66442-1



ITEM NO.	BULB	W	H	MAX. H	EXT.	WEIGHT	ADDITIONAL DETAILS
66119-1	(1) 100W Med.	8"	14"	47"	-	5 lbs.	Satin Nickel finish
66120-3	(3) 100W Med.	22"	18"	-	-	13 lbs.	Satin Nickel finish
66139-1	(1) 100W Med.	8"	14"	47"	-	5 lbs.	Oiled Bronze finish
66149-1	(1) 100W Med.	8"	14"	47"	-	5 lbs.	Antique Copper finish
66159-1	(1) 100W Med.	8"	14"	47"	-	5 lbs.	Polished Nickel finish
66589-1	(1) 100W Med.	8"	14"	47"	-	5 lbs.	Weathered Zinc finish
66599-1	(1) 100W Med.	8"	14"	47"	-	5 lbs.	Satin Brass finish

* 1-6" and 2-12" extension rods with hang straight included

ITEM NO.	BULB	W	H	EXT.	WEIGHT	ADDITIONAL DETAILS
66112-1	(1) 100W Med.	6"	17"	-	6 lbs.	Polished Nickel finish with White Glass
66122-1	(1) 100W Med.	6"	17"	-	6 lbs.	Satin Nickel finish with White Glass
66132-1	(1) 100W Med.	6"	17"	-	6 lbs.	Oiled Bronze finish with Amber Glass
66142-1	(1) 100W Med.	6"	17"	-	6 lbs.	Antique Copper finish with White Glass
66412-1	(1) 100W Med.	6"	17"	-	6 lbs.	Polished Nickel finish with Cappa Shells
66422-1	(1) 100W Med.	6"	17"	-	6 lbs.	Satin Nickel finish with Cappa Shells
66432-1	(1) 100W Med.	6"	17"	-	6 lbs.	Oiled Bronze finish with Cappa Shells
66442-1	(1) 100W Med.	6"	17"	-	6 lbs.	Antique Copper finish with Cappa Shells
66632-1	(1) 100W Med.	6"	17"	-	6 lbs.	Oiled Bronze finish with White Glass

* 1-6" and 2-12" extension rods with hang straight included

CHADWICK



66771-1 66761-1 66751-1 66781-1



11463/3



66760-1



66780-1



11453/3

ITEM NO.	BULB	W	H	EXT.	WEIGHT	ADDITIONAL DETAILS
11443/3	(3) 60W Cand.	15"	5"	-	8 lbs.	Polished Nickel finish, clear ribbed glass
11453/3	(3) 60W Cand.	15"	5"	-	8 lbs.	Oiled Bronze finish, clear ribbed glass
11463/3	(3) 60W Cand.	15"	5"	-	8 lbs.	Brushed Nickel finish, clear ribbed glass
66751-1*	(1) 100W Med.	7"	16"	-	6 lbs.	Antique Copper finish, Bulb #1092 optional
66760-1	(1) 100W Med.	7"	15"	8"	6 lbs.	Oiled Bronze finish, Bulb #1092 optional
66761-1*	(1) 100W Med.	7"	16"	-	6 lbs.	Oiled Bronze finish, Bulb #1092 optional
66771-1*	(1) 100W Med.	7"	16"	-	6 lbs.	Satin Nickel finish, Bulb #1092 optional
66780-1	(1) 100W Med.	7"	15"	8"	6 lbs.	Polished Nickel finish, Bulb #1092 optional
66781-1*	(1) 100W Med.	7"	16"	-	6 lbs.	Polished Nickel finish, Bulb #1092 optional

* 1-6" and 2-12" extension rods with hang straight included



66111-2 66631-2 66121-2



66131-2



66141-2



66110-1



66630-1



66130-1

ITEM NO.	BULB	W	H	EXT.	WEIGHT	ADDITIONAL DETAILS
66110-1	(1) 100W Med.	5"	13"	7"	4 lbs.	Polished Nickel finish with White Glass
66111-2	(2) 60W Med.	13"	5"	-	6 lbs.	Polished Nickel finish with White Glass
66121-2	(2) 60W Med.	13"	5"	-	6 lbs.	Satin Nickel finish with White Glass
66130-1	(1) 100W Med.	5"	13"	7"	4 lbs.	Oiled Bronze finish with Amber Glass
66131-2	(2) 60W Med.	13"	5"	-	6 lbs.	Oiled Bronze finish with Amber Glass
66141-2	(2) 60W Med.	13"	5"	-	6 lbs.	Antique Copper finish with White Glass
66630-1	(1) 100W Med.	5"	13"	7"	4 lbs.	Oiled Bronze finish with White Glass
66631-2	(2) 60W Med.	13"	5"	-	6 lbs.	Oiled Bronze finish with White Glass

CHADWICK




CHADWICK

ITEM NO.	BULB	W	H	MAX. H	EXT.	WEIGHT	ADDITIONAL DETAILS
66115-3	(3) 100W Med.	47"	21"	53"	13"	15 lbs.	Polished Nickel finish
66125-3	(3) 100W Med.	47"	21"	53"	13"	15 lbs.	Satin Nickel finish
66135-3	(3) 100W Med.	47"	21"	53"	13"	15 lbs.	Oiled Bronze finish
66145-3	(3) 100W Med.	47"	21"	53"	13"	15 lbs.	Antique Copper finish
66165-3	(3) 100W Med.	47"	21"	53"	13"	15 lbs.	Satin Nickel finish, Gloss White shades
66585-3	(3) 100W Med.	47"	21"	53"	13"	15 lbs.	Weathered Zinc finish
66595-3	(3) 100W Med.	47"	21"	53"	13"	15 lbs.	Satin Brass finish

* 1-6" and 2-12" extension rods with hang straight included




66215-3





66415-3




66635-3





66425-3


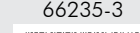


66225-3




66435-3





66235-3




66445-3




66245-3


ITEM NO.	BULB	W	H	EXT.	WEIGHT	ADDITIONAL DETAILS
66215-3	(3) 100W Med.	47"	21"	13"	24 lbs.	Polished Nickel finish with White Glass
66225-3	(3) 100W Med.	47"	21"	13"	24 lbs.	Satin Nickel finish with White Glass
66235-3	(3) 100W Med.	47"	21"	13"	24 lbs.	Oiled Bronze finish with Amber Glass
66245-3	(3) 100W Med.	47"	21"	13"	24 lbs.	Antique Copper finish with White Glass
66415-3	(3) 100W Med.	47"	21"	13"	24 lbs.	Polished Nickel finish with Cappaglass
66425-3	(3) 100W Med.	47"	21"	13"	24 lbs.	Satin Nickel finish with Cappaglass
66435-3	(3) 100W Med.	47"	21"	13"	24 lbs.	Oiled Bronze finish with Cappaglass
66445-3	(3) 100W Med.	47"	21"	13"	24 lbs.	Antique Copper finish with Cappaglass
66635-3	(3) 100W Med.	47"	21"	13"	24 lbs.	Oiled Bronze finish with White Glass

* 1-6" and 2-12" extension rods with hang straight included

CHADWICK



65284/1



65283/1



60015-1



60014-1



60005-1



17245/1



60004-1



ITEM NO.	BULB	W	H	MAX. H	EXT.	WEIGHT	ADDITIONAL DETAILS
65283/1	(1) 60W Med.	9"	14"	47"	-	6 lbs.	(1) 6" & (2) 12" extension rods w/hang straight included
65284/1	(1) 60W Med.	14"	14"	47"	-	9 lbs.	(1) 6" & (2) 12" extension rods w/hang straight included

ITEM NO.	BULB	W	H	MAX. H	EXT.	WEIGHT	ADDITIONAL DETAILS
60004-1*	(1) 150W Med.	16"	13"	-	-	12 lbs.	Polished Chrome finish
60005-1*	(1) 100W Med.	6"	10"	-	-	4 lbs.	Polished Chrome finish
60014-1*	(1) 150W Med.	16"	13"	-	-	12 lbs.	Aged Bronze finish
60015-1*	(1) 100W Med.	6"	10"	-	-	4 lbs.	Aged Bronze finish
17245/1**	(1) 100W Med.	12"	12"	50"	-	7 lbs.	Satin Nickel finish

* (1) 6" & (2) 12" extension rods w/hang straight included

** (1) 6", (1) 12" & (1) 18" extension rods w/hang straight included

SYLVESTER

With an industrial-retro flair, the Sylvester pendant has a rounded shade held by a die casting on top, and a clear halophane glass diffuser secured with nautical style hardware. A Weathered Zinc finish is complemented with Satin Nickel hardware.

HALOPHANE

Halophane glass became popular at the turn of the 20th century when it was discovered that its refractive qualities cast a crisp, even light throughout the room. These characteristics reduced shadows and allowed for a brighter and safer environment. Over a century later, we still value those same attributes. The ribbed halophane glass with complimenting turned detailing in the framework pays homage to early period lighting.



Pulldown

CAROLTON

With a vintage industrial look, the Carolton collection is crafted of a large spun shade, accented with die-cast aluminum hardware and an open bottom for direct lighting. Choose between stem mounted or pulldown pendant options. Finishes include Brushed Nickel, Oil Rubbed Bronze and Weathered Zinc/Polished Nickel.

ITEM NO.	BULB	W	H	MAX. H	EXT.	WEIGHT	ADDITIONAL DETAILS
66850/1*	(1) 100W Med.	8"	12"	52"	-	4 lbs.	Brushed Nickel finish
66851/1	(1) 100W Med.	8"	12"	39-71"	-	5 lbs.	Brushed Nickel finish
66853/1	(1) 100W Med.	12"	14"	39-71"	-	7 lbs.	Brushed Nickel finish
66860/1*	(1) 100W Med.	8"	12"	52"	-	4 lbs.	Oil Rubbed Bronze finish
66880/1*	(1) 100W Med.	8"	12"	52"	-	4 lbs.	Weathered Zinc shade, Polished Nickel finish
66881/1	(1) 100W Med.	8"	12"	39-71"	-	5 lbs.	Weathered Zinc shade, Polished Nickel finish
66882/1*	(1) 100W Med.	13"	14"	54"	-	4 lbs.	Weathered Zinc shade, Polished Nickel finish
66883/1	(1) 100W Med.	12"	14"	39-71"	-	7 lbs.	Weathered Zinc shade, Polished Nickel finish

* (1) 6", (1) 12" & (1) 18" extension rods w/hang straight included




67046/1




67066/1




31481/2




31480/1




31483/5


ITEM NO.	BULB	W	H	MAX. H	EXT.	WEIGHT	ADDITIONAL DETAILS
67046/1	(1) 60W Med.	15"	13"	53"	-	4 lbs.	(1) 6" & (2) 12" extension rods w/hang straight included
67066/1	(1) 60W Med.	15"	13"	53"	-	4 lbs.	(1) 6" & (2) 12" extension rods w/hang straight included

* Bulb #1092 optional

WAREHOUSE PENDANT

To protect light bulbs, wire cages were used on simple metal diffusers during early factory illumination. This pendant captures the nostalgia of a by-gone era. Finished in Oil Rubbed Bronze and Satin Nickel.

ITEM NO.	BULB	W	H	MAX. H	EXT.	WEIGHT	ADDITIONAL DETAILS
31480/1	(1) 60W Med.	8"	10"	-	4"	4 lbs.	Bulb #1092 optional, Pocket Sconce, ADA compliant
31481/2	(2) 60W Med.	13"	5"	-	-	4 lbs.	Bulb #1092 optional
31483/5	(5) 60W Cand.	22"	11"	56"	-	11 lbs.	Bulb #1101 optional

RIALTO

The Rialto series showcases a design that allows for appreciation of the solid metal inner structure visible through a delicate transparent metal mesh. The Aged Brass finish assists in discreetly defining the curvaceous shape of this timeless collection.



14323/4



14318/1



14317/1



14319/4



B R O C C A

The Brocca collection features genuine concrete that is cast directly into a solid iron cage. Part of the frame is intentionally left exposed revealing its industrial construction. A Silverdust Iron finish complements the natural concrete tone.

ITEM NO.	BULB	W	H	MAX. H	EXT.	WEIGHT	ADDITIONAL DETAILS
14317/1	(1) 60W Med.	6"	15"	-	5"	14 lbs.	Bulb #1092 optional
14318/1	(1) 60W Med.	6"	13"	45"	-	16 lbs.	Bulb #1092 optional (1) 6" & (2) 12" extension rods w/hang straight included
14319/4	(4) 60W Med.	18"	12"	49"	-	31 lbs.	Bulb #1092 optional
14323/4	(4) 60W Med.	36"	11"	50"	9"	51 lbs.	Bulb #1092 optional



ITEM NO.	BULB	W	H	MAX. H	EXT.	WEIGHT	ADDITIONAL DETAILS
31637/1	(1) 60W Med.	8"	11"	56"	-	4 lbs.	Bulb #1092 optional (1) 6" & (3) 12" extension rods w/hang straight included
31638/4	(4) 60W Med.	14"	27"	72"	-	10 lbs.	Bulb #1102 optional (1) 6", (1) 12" & (1) 24" extension rods w/hang straight included
31639/5	(5) 60W Med.	18"	35"	80"	-	13 lbs.	Bulb #1099 optional (1) 6", (1) 12" & (1) 24" extension rods w/hang straight included

SALISBURY

The Salisbury collection radiates the warm glow of lantern light with an elongated metal mesh cage finished in Malted Rust. Use our optional filament bulb to compliment the historic appeal.



ITEM NO.	BULB	W	H	MAX. H	EXT.	WEIGHT	ADDITIONAL DETAILS
31511/6	(6) 60W Med.	40"	22"	61"	15"	16 lbs.	Bulb #1099 optional
31512/8	(8) 60W Med.	53"	22"	61"	15"	20 lbs.	Bulb #1099 optional

PERRY

The character of this linear fixture is evident through the use of a wire mesh enclosure that diffuses and softens the light presentation. The metalwork is hand finished with our exclusive Malted Rust finish.



31509/6




31506/4




31507/4




31508/4


A L A N N A

This series captures the simplicity and charm of the delicate lines of a wrought iron greenhouse. The Oil Rubbed Bronze finished frame is designed with subtle angles that soften the edges while large panels of clear glass define its structure.

ITEM NO.	BULB	W	H	MAX. H	EXT.	WEIGHT	ADDITIONAL DETAILS
31506/4	(4) 60W Cand.	12"	11"	-	-	8 lbs.	
31507/4	(4) 60W Cand.	14"	17"	-	-	27 lbs.	
31508/4	(4) 60W Cand.	32"	15"	55"	10"	19 lbs.	
31509/6	(6) 60W Cand.	54"	23"	97"	17"	46 lbs.	




31790/1



31566/5



31567/6



31565/4



31791/1



31792/1



31790/1



G A R R E T T

The Garrett collection reveals a stunning display of large scaled, solid prismatic crystals that are precisely cut for maximum refraction of light. The pieces are set on a minimalist Oil Rubbed Bronze finished frame to further accentuate the windows of crystal.

ITEM NO.	BULB	W	H	MAX. H	EXT.	WEIGHT	ADDITIONAL DETAILS
31565/4	(4) 60W Cand.	14"	13"	51"	-	23 lbs.	Bulb #1101 optional
31566/5	(5) 60W Cand.	18"	16"	54"	-	36 lbs.	Bulb #1101 optional
31567/6	(6) 60W Cand.	24"	15"	55"	-	53 lbs.	Bulb #1101 optional
31790/1	(1) 60W Cand.	6"	10"	-	6"	6 lbs.	Bulb #1101 optional
31791/1	(1) 60W Med.	7"	15"	54"	-	12 lbs.	Bulb #1102 optional
31792/1	(1) 60W Med.	9"	16"	55"	-	16 lbs.	Bulb #1102 optional



57091/4



57094/8



57090/1

ITEM NO.	BULB	W	H	MAX. H	EXT.	WEIGHT	ADDITIONAL DETAILS
57090/1	(1) 60W Cand.	4"	13"	-	4"	3 lbs.	ADA Compliant
57091/4	(4) 60W Cand.	21"	8"	-	-	8 lbs.	
57094/8	(8) 60W Cand.	22"	11"	56"	-	15 lbs.	(1) 6", (1) 12" & (1) 24" extension rods w/hang straight included

* Bulb #1101 optional on all above

L I N D H U R S T

The Lindhurst collection reveals a light, airy design augmented with mercury glass panels elegantly suspended from custom designed hooks. The slender lines are highlighted by the Oil Rubbed Bronze finish which, with its neutral attributes, can coordinate with a wide range of decors.



65260/1



65261/1



65262/5

ITEM NO.	BULB	W	H	MAX. H	EXT.	WEIGHT	ADDITIONAL DETAILS
65260/1	(1) 60W Med.	8"	14"	-	8"	6 lbs.	Bulb #1092 optional
65261/1	(1) 60W Med.	8"	14"	47"	-	7 lbs.	Bulb #1092 optional (1) 6" & (2) 12" extension rods w/hang straight included
65262/5	(5) 60W Med.	43"	14"	51"	10"	26 lbs.	Bulb #1092 optional (1) 6", (1) 12" & (1) 18" extension rods w/hang straight included


E A S T G A T E

The Eastgate series balances a modish openwork frame, finished in Textured Matte Black with "floating" interior panels of seedy glass which create a sophisticated focal point with a geometric feel.



72164/4




72163/1




72174/4




72173/1


STRATUS

The Stratus collection emulates the clean, modern lines and subtle musicality of Mid-Century Modern architecture, using rhythmically staggered panels of clear or Bone Tiffany-style glass. An Oil Rubbed Bronze finish highlights the design's intersecting lines.

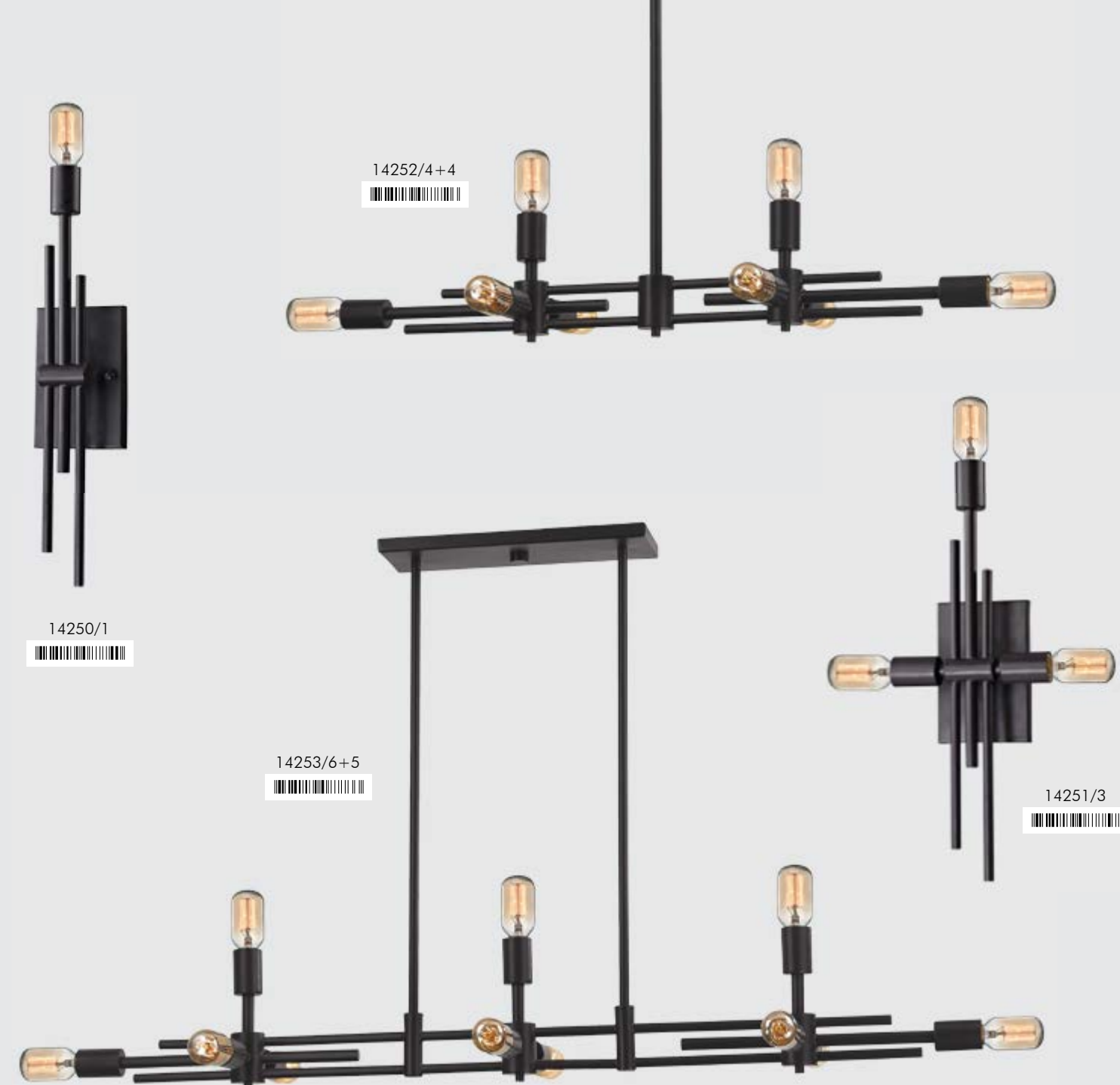
ITEM NO.	BULB	W	H	MAX. H	EXT.	WEIGHT	ADDITIONAL DETAILS
72163/1	(1) 60W Med.	9"	14"	58"	5"	6 lbs.	Bulb #1092 optional (1) 6" & (3) 12" extension rods w/hang straight included
72164/4	(4) 60W Med.	31"	14"	58"	7"	15 lbs.	Bulb #1092 optional (1) 6", (1) 12" & (1) 24" extension rods w/hang straight included
72173/1	(1) 60W Med.	9"	14"	58"	5"	6 lbs.	(1) 6" & (3) 12" extension rods w/hang straight included
72174/4	(4) 60W Med.	31"	14"	58"	7"	15 lbs.	(1) 6", (1) 12" & (1) 24" extension rods w/hang straight included



ITEM NO.	BULB	W	H	MAX. H	EXT.	WEIGHT	ADDITIONAL DETAILS
65205/1	(1) 60W Med.	8"	8"	-	10"	1 lb.	Weathered Zinc/Oil Rubbed Bronze finish
65215/1	(1) 60W Med.	6"	11"	-	9"	2 lbs.	Oil Rubbed Bronze/Satin Brass finish
65216/1	(1) 60W Med.	6"	8"	89"	-	2 lbs.	Oil Rubbed Bronze/Satin Brass finish
65217/5	(5) 60W Med.	22"	12"	52"	-	10 lbs.	Oil Rubbed Bronze/Satin Brass finish (1) 6", (1) 12" & (1) 18" extension rods w/hang straight included
65225/1	(1) 60W Med.	6"	9"	-	9"	2 lbs.	Oil Rubbed Bronze finish * Bulb #1092 optional

B I N G H A M T O N

This collection recalls the light fixtures that cast a warm hue in the hallways of yesteryear's warehouses and factories. Each showcase our optional filament bulb for added charm.



ITEM NO.	BULB	W	H	MAX. H	EXT.	WEIGHT	ADDITIONAL DETAILS
14250/1	(1) 60W Med.	5"	21"	-	4"	2 lbs.	Bulb #1102 optional
14251/3	(3) 60W Med.	8"	21"	-	4"	2 lbs.	Bulb #1102 optional
14252/4+4	(8) 60W Med.	34"	6"	48"	9"	5 lbs.	Bulb #1102 optional, (1) 6", (1) 12" & (1) 24" extension rods w/hang straight included
14253/6+5	(11) 60W Med.	47"	8"	48"	10"	10 lbs.	Bulb #1102 optional, (2) 6", (2) 12" & (2) 24" extension rods w/hang straight included

P A R A L L A X

Parallel and perpendicular lines intersect to create an architectural form with designer appeal. Finished in Oil Rubbed Bronze with optional filament bulbs.



66327/4



67340/1



67330/1



67342/1



67332/1



66326/1



66315/1



66325/1



66317/1



FULTON

With a nod toward the machine age, this collection has a tubular shape with an industrial flange top. Finishes include Oil Rubbed Bronze, Polished Chrome and Satin Nickel.

ITEM NO.	BULB	W	H	MAX. H	EXT.	WEIGHT	ADDITIONAL DETAILS
66315/1	(1) 60W Med.	4"	11"	85"	-	2 lbs.	Bulb #1099 optional, Polished Chrome finish
66317/1	(1) 60W Med.	4"	11"	86"	-	2 lbs.	Bulb #1099 optional, Polished Chrome finish
66325/1	(1) 60W Med.	4"	11"	85"	-	2 lbs.	Bulb #1099 optional, Oil Rubbed Bronze finish
66326/1	(1) 60W Med.	4"	11"	85"	-	2 lbs.	Bulb #1099 optional, Oil Rubbed Bronze finish
66327/4*	(4) 60W Med.	11"	19"	51"	-	9 lbs.	Bulb #1103 optional, Oil Rubbed Bronze finish
67330/1	(1) 60W Med.	4"	12"	-	6"	2 lbs.	Satin Nickel finish
67332/1	(1) 60W Med.	5"	19"	-	6"	5 lbs.	Satin Nickel finish
67340/1	(1) 60W Med.	4"	12"	-	6"	2 lbs.	Bulb #1099 optional, Oil Rubbed Bronze finish
67342/1	(1) 60W Med.	5"	19"	-	6"	5 lbs.	Bulb #1103 optional, Oil Rubbed Bronze finish

* (1) 6" & (2) 12" extension rods w/hang straight included



31902/3



31900/1



10720/9



Shown from below



31901/1



10721/12



31903/8



ITEM NO.	BULB	W	H	MAX. H	EXT.	WEIGHT	ADDITIONAL DETAILS
31902/3	(3) 60W Med.	24"	3"	77"	-	4 lbs.	Bulb #1099 optional
31903/8	(8) 60W Med.	31"	3"	77"	-	7 lbs.	Bulb #1099 optional
31900/1	(1) 60W Med.	6"	12"	-	4"	2 lbs.	ADA Compliant, Bulb #1099 optional
31901/1	(1) 60W Med.	6"	17"	-	5"	3 lbs.	Bulb #1103 optional

C O N T I N U U M

The Continuum collection celebrates the simplicity of a wave pattern that is found universally in industrial products. Its socket and light bulb combination are integrated into the framework and compliment its linear, circuit-like design. The frame is finished in Silvered Graphite with Polished Nickel hardware and industrial grade stainless steel cables.


ITEM NO.	BULB	W	H	MAX. H	EXT.	WEIGHT	ADDITIONAL DETAILS
10720/9	(9) 60W Med.	21"	12"	62"	-	16 lbs.	Bulb #1103 optional
10721/12	(12) 60W Med.	27"	12"	62"	-	22 lbs.	Bulb #1103 optional

G L A S S S K Y L I N E

A boldly vertical presentation evocative of a gleaming metropolis, the Glass Skyline Series features a laser-cut ring foundation with fluted rods that capture the light of our vintage-style tubular filament bulbs, creating an electrifying presentation. An Oil Rubbed Bronze finish contrasts the glass.



Cast Iron Pipe collection fixtures are available with these shade options.



CAST IRON PIPE

Constructed of heavy cast iron pipe for a bold industrial look, each convention-challenging fixture is further enhanced by a Weathered Zinc finish with zinc plated joints. Change up the vibe with 3 optional shades: Cone-shaped, Perforated Mesh Drum, or Wirecage.

ITEM NO.	BULB	W	H	MAX. H	EXT.	WEIGHT	ADDITIONAL DETAILS
10690/4	(4) 60W Med.	39"	7"	48"	2"	12 lbs.	(1) 6", (1) 12" & (1) 18" extension rods w/hang straight included
10691/6	(6) 60W Med.	30"	10"	51"	16"	17 lbs.	(1) 6", (1) 12" & (1) 18" extension rods w/hang straight included
10695/6	(6) 60W Med.	23"	20"	59"	-	15 lbs.	
1027	-	7"	4"	-	-	1 lb.	Optional Cone Shade
1028	-	4"	7"	-	-	1 lb.	Optional Perforated Mesh Drum Shade
1029	-	6"	8"	-	-	1 lb.	Optional Wirecage Shade

* Bulb #1102 optional



10696/4



10681/2



10693/3



10686/4



10688/1



10682/1



Cast Iron Pipe collection fixtures are available with these shade options.



1028



1029



1027



CAST IRON PIPE

ITEM NO.	BULB	W	H	MAX. H	EXT.	WEIGHT	ADDITIONAL DETAILS
10681/2	(2) 60W Med.	11"	40"	-	7"	7 lbs.	
10682/1	(1) 60W Med.	5"	8"	-	6"	2 lbs.	
10686/4	(4) 60W Med.	16"	6"	-	-	6 lbs.	
10688/1	(1) 60W Med.	2"	12"	51"	-	3 lbs.	
10693/3	(3) 60W Med.	8"	23"	62"	-	6 lbs.	
10696/4	(4) 60W Med.	19"	23"	61"	-	19 lbs.	Bulb #1099 optional

* Bulb #1102 optional



14285/1



14280/1



14286/2



14287/4



14289/6



14284/1



14288/4



JONAS

This series features cast metal sockets, pipes and valve wheels creating a vintage industrial expression with a multi-tone weathered finish.



ITEM NO.	BULB	W	H	MAX. H	EXT.	WEIGHT	ADDITIONAL DETAILS
14280/1	(1) 60W Med.	5"	7"	-	7"	2 lbs.	Bulb #1092 optional
14284/1	(1) 60W Med.	8"	18"	-	8"	4 lbs.	Bulb #1092 optional
14285/1*	(1) 60W Med.	2"	9"	41"	8"	3 lbs.	Bulb #1092 optional
14286/2*	(2) 60W Med.	15"	7"	39"	2"	4 lbs.	Bulb #1092 optional
14287/4*	(4) 60W Med.	18"	13"	44"	-	7 lbs.	Bulb #1092 optional
14288/4*	(4) 60W Med.	35"	7"	51"	10"	8 lbs.	Bulb #1092 optional
14289/6**	(6) 60W Med.	48"	7"	51"	10"	14 lbs.	Bulb #1092 optional

* (1) 6" & (2) 12" extension rods w/hang straight included

** (1) 6", (1) 12" & (1) 24" extension rods w/hang straight included



14445/24



14444/18



Close-up of gears



Shown from below



65153/3



65152/3

ITEM NO.	BULB	W	H	MAX. H	EXT.	WEIGHT	ADDITIONAL DETAILS
14444/18	(18) 60W Med.	24"	6"	52"	-	31 lbs.	Bulb #1092 optional
14445/24	(24) 60W Med.	32"	6"	52"	-	42 lbs.	Bulb #1092 optional

ITEM NO.	BULB	W	H	MAX. H	EXT.	WEIGHT	ADDITIONAL DETAILS
65152/3	(3) 100W Med.	62"	39-72"	-	17"	84 lbs.	Bulb #1092 optional
65153/3	(3) 60W Med.	20"	46-85"	-	17"	44 lbs.	Bulb #1092 optional

V E N U E

This series is made of a heavy sheet metal frame, finished in Speckled Iron, from which multiple light sockets protrude from. Use our optional filament bulbs to make an even bolder statement.

T O R Q U E

The Torque pulldown fixtures have an oversized, industrial-inspired design. Using heavy duty gear chain, this item can be moved up or down with cast iron wheel counter weights and gears as the mechanisms for movement. The gears and metal shades are finished in Vintage Brass, which accents the Vintage Rust finished metalwork.



55047/3



55045/1



Pulldown



55046/2



W I L M I N G T O N

The Wilmington collection has a classic design style to enhance a variety of settings. A pull-down single pendant offers added versatility and function to the series that is finished in Oil Rubbed Bronze with opal white glass.

ITEM NO.	BULB	W	H	MAX. H	EXT.	WEIGHT	ADDITIONAL DETAILS
55045/1	(1) 100W Med.	14"	39-72"	-	-	13 lbs.	
55046/2	(2) 100W Med.	47"	16"	51"	14"	14 lbs.	
55047/3	(3) 100W Med.	59"	16"	51"	14"	18 lbs.	



F A R M H O U S E

Inspired by antique lighting, this series recalls turn-of-the-century design where simple aesthetics and mechanical function combined to create charming, yet versatile fixtures. These classic pull-downs have a decorative weight that counterbalances the fixture for easy height adjustability anytime by simply pulling down or lifting up on the fixture.

ITEM NO.	BULB	W	H	EXT.	WEIGHT	ADDITIONAL DETAILS
65150-2	(2) 100W Med.	44"	30-49"	13"	17 lbs.	Oiled Bronze finish
65151-3	(3) 100W Med.	56"	33-54"	13"	24 lbs.	Oiled Bronze finish
65070-1	(1) 100W Med.	8"	39-71"	-	6 lbs.	Oiled Bronze finish
65071-1	(1) 100W Med.	14"	39-70"	-	7 lbs.	Oiled Bronze finish
65090-1	(1) 100W Med.	7"	39-70"	-	5 lbs.	Oiled Bronze finish with White Glass



Pulldown

65161-1

65160-1

65162-2



Pulldown

65081-1
Aged Pewter finish

65080-1
Aged Pewter finish

65163-3

F A R M H O U S E

ITEM NO.	BULB	W	H	EXT.	WEIGHT	ADDITIONAL DETAILS
65080-1	(1) 100W Med.	8"	39-71"	-	6 lbs.	Aged Pewter finish
65081-1	(1) 100W Med.	14"	39-70"	-	7 lbs.	Aged Pewter finish
65160-1	(1) 100W Med.	8"	39-71"	-	6 lbs.	Weathered Zinc finish
65161-1	(1) 100W Med.	14"	39-70"	-	7 lbs.	Weathered Zinc finish
65162-2	(2) 100W Med.	44"	30-49"	13"	17 lbs.	Weathered Zinc finish
65163-3	(3) 100W Med.	56"	33-54"	13"	24 lbs.	Weathered Zinc finish



F A R M H O U S E

ITEM NO.	BULB	W	H	EXT.	WEIGHT	ADDITIONAL DETAILS
65060-1	(1) 100W Med.	8"	39-71"	-	6 lbs.	Bellwether Copper finish
65061-1	(1) 100W Med.	14"	39-70"	-	7 lbs.	Bellwether Copper finish
65270-1	(1) 100W Med.	8"	39-71"	-	6 lbs.	Tarnished Brass finish
65271-1	(1) 100W Med.	14"	39-70"	-	7 lbs.	Tarnished Brass finish
65272-2	(2) 100W Med.	44"	30-49"	13"	17 lbs.	Tarnished Brass finish
65273-3	(3) 100W Med.	56"	33-54"	13"	24 lbs.	Tarnished Brass finish



010-AC
[Barcode]

65049-1
[Barcode]

65072-1
[Barcode]

65073-1
[Barcode]

Pulldown



65051-1
[Barcode]

D2252
[Barcode]

D2254
[Barcode]

Pulldown

F A R M H O U S E

ITEM NO.	BULB	W	H	EXT.	WEIGHT	ADDITIONAL DETAILS
010-AC	(1) 60W Med. Torpedo	7"	9"	-	2 lbs.	Antique Copper finish
65049-1	(1) 60W Med.	12"	13"	-	5 lbs.	Bellwether Copper finish
65051-1	(1) 60W Med.	15"	42-63"	-	8 lbs.	Antique Brass finish
65072-1	(1) 13W Med. (CFL only)	12"	32"	17"	20 lbs.	Oiled Bronze finish
65073-1	(1) 13W Med. (CFL only)	16"	69"	26"	46 lbs.	Oiled Bronze finish
D2252	(1) 100W Med.	12"	32"	17"	18 lbs.	Antique Brass finish, Bulb #1092 optional
D2254	(1) 100W Med.	15"	69"	26"	46 lbs.	Antique Brass finish, Bulb #1092 optional



56571/1



56570/1



LC415-N-45

LED

ITEM NO.	BULB	W	H	MAX. H	EXT.	WEIGHT	ADDITIONAL DETAILS
56570/1	(1) 100W Med.	12"	13"	52"	-	4 lbs.	Bulb #1092 optional
56571/1	(1) 100W Med.	13"	13"	52"	-	4 lbs.	Bulb #1092 optional

STRATHAM

The Stratham pendant reveals a subtle nautical character, uniquely combining clear seeded glass with metal hardware finished in Silvered Graphite.

ITEM NO.	BULB	W	H	MAX. H	EXT.	WEIGHT	ADDITIONAL DETAILS
LC415-N-45	18W-1440 Lumen LED (included)	13"	9"	47"	-	3 lbs.	3000K, 80 CRI, Dimmable

REXFORD

Today's historic farmhouse design themes count on period-appropriate Restoration fixtures. A generously expressed improvisation of vintage industrial styling, the Rexford LED Pendant adds timeless elegance while remaining current. Rich Oiled Bronze finish.



66822-1



66823-1

Weathered Zinc



66826-1



66825-1



66833-1

Pulldown



66827-1

Bulb #1092 optional on these fixtures



66828-1

INSULATOR GLASS

The Insulator Glass collection was inspired by the glass relics that adorned the top of telegraph lines at the turn of the 20th century. Acting as the centerpiece of this series is the recognizable shape of the glass insulator, made from thick clear glass that is complimented by solid cast hardware designed with an industrial aesthetic. Finishes include Oiled Bronze and Weathered Zinc.



ITEM NO.	BULB	W	H	EXT.	WEIGHT	ADDITIONAL DETAILS
66822-1	(1) 60W Med.	9"	14"	14"	3 lbs.	
66823-1	(1) 100W Med.	7"	13"	14"	3 lbs.	
66825-1	(1) 100W Med.	7"	18"	33"	5 lbs.	Swingarm, Comes w/cord cover and plug that can be removed for direct wiring into junction box.
66826-1	(1) 60W Med.	9"	18"	34"	5 lbs.	Swingarm, Comes w/cord cover and plug that can be removed for direct wiring into junction box.
66827-1	(1) 60W Med.	9"	10"	-	3 lbs.	(1) 6" & (3) 12" extension rods w/hang straight included
66828-1	(1) 100W Med.	7"	10"	-	3 lbs.	(1) 6" & (3) 12" extension rods w/hang straight included
66833-1	(1) 60W Med.	9"	43-74"	-	6 lbs.	



66812-1



66813-1



Oiled Bronze



66816-1



66815-1



66817-1



66810-1



Bulb #1092 optional on these fixtures



66843-1



Pulldown

INSULATOR GLASS

ITEM NO.	BULB	W	H	EXT.	WEIGHT	ADDITIONAL DETAILS
66810-1	(1) 60W Med.	5"	8"	6"	1 lb.	
66812-1	(1) 60W Med.	9"	14"	14"	3 lbs.	
66813-1	(1) 100W Med.	7"	13"	14"	3 lbs.	
66815-1	(1) 100W Med.	7"	18"	33"	5 lbs.	Swingarm, Comes w/cord cover and plug that can be removed for direct wiring into junction box.
66816-1	(1) 60W Med.	9"	18"	34"	5 lbs.	Swingarm, Comes w/cord cover and plug that can be removed for direct wiring into junction box.
66817-1	(1) 60W Med.	9"	10"	-	3 lbs.	(1) 6" & (3) 12" extension rods w/hang straight included
66843-1	(1) 60W Med.	9"	43-74"	-	6 lbs.	



SCHOOLHOUSE PENDANTS

In the early 1900's, schoolhouses, banks, and other public institutions began using fully enclosed pendants that not only gave off an abundance of light, but were also easy to clean and maintain. The period authentic styling is reflected in the fluted or patterned white blown glass and matching hardware finished in Satin Nickel and Oiled Bronze. These exclusive pendants exemplify the uncompromising historic styling.

ITEM NO.	BULB	W	H	MAX. H	EXT.	WEIGHT	ADDITIONAL DETAILS
69029-1	(1) 75W Med.	8"	12"	46"	-	3 lbs.	Satin Nickel
69039-1	(1) 75W Med.	8"	12"	46"	-	3 lbs.	Oiled Bronze
69040-1	(1) 150W Med.	17"	15"	-	-	9 lbs.	Satin Nickel
69042-1	(1) 75W Med.	8"	8"	42"	-	3 lbs.	Satin Nickel
69050-1	(1) 150W Med.	17"	15"	-	-	9 lbs.	Oiled Bronze
69052-1	(1) 75W Med.	8"	8"	42"	-	3 lbs.	Oiled Bronze
69139-1	(1) 60W Med.	8"	12"	46"	-	4 lbs.	Bulb # 1092 optional, Oiled Bronze finish
69152-1	(1) 60W Med.	8"	8"	42"	-	3 lbs.	Bulb # 1092 optional, Oiled Bronze finish

* 1-6" and 2-12" extension rods with hang straight included



14522/1



14521/1



14520/1



72145/1



72146/3



ITEM NO.	BULB	W	H	MAX. H	EXT.	WEIGHT	ADDITIONAL DETAILS
14520/1	(1) 60W Med.	9"	11"	49"	-	7 lbs.	Bulb #1092 optional
14521/1	(1) 60W Med.	12"	20"	57"	-	6 lbs.	Bulb #1092 optional
14522/1	(1) 60W Med.	9"	19"	57"	-	7 lbs.	Bulb #1092 optional

A D R I A N O

The Adriano collection showcases large, clear glass that is blown into wirework producing curvaceous glass protrusions. A Gloss Black finish clearly defines the pattern of the metalwork.

ITEM NO.	BULB	W	H	MAX. H	EXT.	WEIGHT	ADDITIONAL DETAILS
72145/1	(1) 60W Med.	8"	20"	59"	-	6 lbs.	
72146/3	(3) 60W Med.	17"	10"	48"	-	9 lbs.	

A N D E R S

Crafted using thin vertical panels of beautifully translucent mercury glass, the Anders collection blends modern lines with visual texture. An Oil Rubbed Bronze finish defines the lines and adds a vintage aura.



14322/4



66280-2



66282-6



ITEM NO.	BULB	W	H	MAX. H	EXT.	WEIGHT	ADDITIONAL DETAILS
14322/4	(4) 60W Med.	11"	35"	73"	-	8 lbs.	(1) 6", (1) 12" & (1) 18" extension rods w/hang straight included

* Bulb #1103 optional

DONOVAN

The Donovan collection features double rods forming a linear path into the fixture and sockets, creating a sleek presentation of optional tubular filament bulbs. Finished in Wrought Iron Black and Antique Gold.

ITEM NO.	BULB	W	H	EXT.	WEIGHT	ADDITIONAL DETAILS
66280-2	(2) 60W Cand.	11"	13"	6"	6 lbs.	
66282-6	(6) 60W Cand.	14"	22"	-	15 lbs.	

CHESAPEAKE

Lanterns have historically graced our foyer entrances as a welcoming light that invites the guest into the home. Today, lanterns are not restricted to one location and are often placed throughout the home. This series has a refined design using thick metalwork, decorative turnings, and clear curved glass panels. Finished in Oiled Bronze.



31210/1



31211/2



31212/1



31213/4



ITEM NO.	BULB	W	H	EXT.	WEIGHT	ADDITIONAL DETAILS
31210/1	(1) 60W Med.	7"	12"	4"	5 lbs.	ADA Compliant, Bulb #1092 optional
31211/2	(2) 60W Med.	12"	5"	-	7 lbs.	Bulb #1092 optional
31212/1	(1) 60W Med.	10"	39-57"	-	11 lbs.	Bulb #1092 optional
31213/4	(4) 60W Med.	47"	32-51"	8"	23 lbs.	Bulb #1092 optional

PARAMETERS - NICKEL

This series showcases a minimalist angular design with a modern-traditionalist edge. Polished Nickel metal framework elegantly displays the clear glass panels while optional filament bulbs offer a decorative focal point to the functional aspects of the series.



63020-1



63021-2



63022-1



63023-4



ITEM NO.	BULB	W	H	EXT.	WEIGHT	ADDITIONAL DETAILS
63020-1	(1) 60W Med.	7"	12"	4"	5 lbs.	ADA Compliant, Bulb #1092 optional
63021-2	(2) 60W Med.	12"	5"	-	7 lbs.	Bulb #1092 optional
63022-1	(1) 60W Med.	10"	39-57"	-	11 lbs.	Bulb #1092 optional
63023-4	(4) 60W Med.	47"	32-51"	8"	23 lbs.	Bulb #1092 optional

PARAMETERS - BRONZE

This series showcases a minimalist angular design with clear glass panels displayed by the Oiled Bronze metal framework. Optional filament bulbs offer a decorative focal point to the functional aspects of the series.



ITEM NO.	BULB	W	H	EXT.	WEIGHT	ADDITIONAL DETAILS
63080-1	(1) 60W Med.	7"	12"	4"	5 lbs.	ADA Compliant, Bulb #1092 optional
63081-1	(1) 60W Med.	10"	39-57"	-	11 lbs.	Bulb #1092 optional
63082-2	(2) 60W Med.	12"	5"	-	7 lbs.	Bulb #1092 optional
63083-4	(4) 60W Med.	47"	32-51"	8"	23 lbs.	Bulb #1092 optional

PARAMETERS - SATIN BRASS

This series showcases a minimalist angular design with a modern-traditionalist edge. Satin Brass metal framework elegantly displays the clear glass panels while optional filament bulbs offer a decorative focal point to the functional aspects of the series.



ITEM NO.	BULB	W	H	MAX. H	EXT.	WEIGHT	ADDITIONAL DETAILS
72194/2	(2) 60W Med.	12"	7"	-	-	7 lbs.	
72195/1	(1) 60W Med.	7"	11"	55"	-	5 lbs.	(1) 6" & (3) 12" extension rods w/hang straight included
72196/4	(4) 60W Med.	31"	10"	55"	9"	14 lbs.	(1) 6", (1) 12" & (1) 24" extension rods w/hang straight included

* Bulb #1092 optional

LUCIAN

Featuring sharply vertical energy expressed by variable-width panels of sparkling clear glass, the Lucian series exudes visual weightlessness and a fresh aesthetic. An Oil Rubbed Bronze finish provides sharp contrast.



32120/1



32121/2



32125/5



32122/1



32123/3



32124/4



RADLEY

The Radley collection features a crosshatch-patterned frame finished in Malted Rust. Thickly textured “raindrop” glass panels diffuse the light to form a warm glow.

ITEM NO.	BULB	W	H	MAX. H	EXT.	WEIGHT	ADDITIONAL DETAILS
32120/1	(1) 60W Med.	7"	12"	–	5"	5 lbs.	Bulb #1092 optional
32121/2	(2) 60W Med.	12"	5"	–	–	10 lbs.	Bulb #1092 optional
32122/1	(1) 60W Med.	7"	14"	52"	–	6 lbs.	Bulb #1092 optional
32123/3	(3) 60W Med.	14"	19"	58"	–	16 lbs.	Bulb #1092 optional
32124/4	(4) 60W Med.	33"	17"	56"	10"	24 lbs.	Bulb #1092 optional
32125/5	(5) 60W Med.	43"	21"	60"	14"	38 lbs.	Bulb #1092 optional



14460/1



14461/1



14463/5



14462/4

R I G B Y

The simplicity of the Rigby collection allows the square socket holder and the two-tone Oil Rubbed Bronze/Tarnished Brass finish to garner attention.



ITEM NO.	BULB	W	H	MAX. H	EXT.	WEIGHT	ADDITIONAL DETAILS
14460/1	(1) 60W Med.	6"	11"	-	5"	4 lbs.	Bulb #1092 optional
14461/1	(1) 60W Med.	6"	8"	52"	-	5 lbs.	Bulb #1092 optional (1) 6" & (3) 12" extension rods w/hang straight included
14462/4	(4) 60W Med.	36"	9"	83"	9"	15 lbs.	Bulb #1092 optional
14463/5	(5) 60W Med.	48"	9"	83"	9"	18 lbs.	Bulb #1092 optional

31962/4



31960/1



31963/5



ITEM NO.	BULB	W	H	MAX. H	EXT.	WEIGHT	ADDITIONAL DETAILS
31960/1	(1) 60W Med.	8"	14"	-	5"	4 lbs.	Bulb #1099 optional
31962/4	(4) 60W Med.	30"	8"	48"	13"	16 lbs.	Bulb #1092 optional
31963/5	(5) 60W Med.	45"	8"	48"	15"	23 lbs.	Bulb #1092 optional

RIDGEVIEW

Inspired by exposed structures, the Ridgeview collection has attractive linear metalwork finished in a two-tone Weathered Zinc and Polished Nickel finish. This sleek design is further enhanced with a unique sliding bar system that enables easy removal of the seedy glass panels for cleaning, but also adds a sharp design detail to the frame's edges.



70274/2



70275/1



70276/3




ITEM NO.	BULB	W	H	MAX. H	EXT.	WEIGHT	ADDITIONAL DETAILS
70274/2	(2) 100W Med.	15"	13"	-	-	6 lbs.	
70275/1	(1) 100W Med.	7"	6"	45"	-	3 lbs.	(2) 6" & (2) 12" extension rods w/hang straight included
70276/3	(3) 100W Med.	54"	18"	52"	15"	24 lbs.	

PLANO

The Plano series recalls the vintage 'California Bungalow' architecture, with the simplicity of pyramid-shaped Arts and Crafts metalwork. The Iron Rust finish provides the backdrop for mercury glass panels which add a modern flair.




15031/3




15032/4




15033/1




15034/6




15030/2


BARRINGER

The Barringer collection emulates simplicity of form and clean lines inspired by the Mission period. This was a time for craftsmen to purify over-excessive ornamentation revealing the forms that lie beneath. The warmth of tan mica shades and an Aged Bronze finish adds to its character.

ITEM NO.	BULB	W	H	EXT.	WEIGHT	ADDITIONAL DETAILS
15030/2	(2) 60W Med.	14"	22"	8"	4 lbs.	
15031/3	(3) 60W Med.	13"	7"	-	4 lbs.	
15032/4	(4) 60W Med.	19"	11"	-	6 lbs.	(1) 6" and (2) 12" extension rods with hang straight included
15033/1	(1) 60W Med.	6"	19"	-	3 lbs.	(1) 6" and (2) 12" extension rods with hang straight included
15034/6	(6) 60W Med.	24"	31"	-	8 lbs.	
15035/5	(5) 60W Med.	29"	31"	-	11 lbs.	
15036/8+4	(12) 60W Med.	36"	40"	-	24 lbs.	
15037/8+8+4	(20) 60W Med.	50"	59"	-	50 lbs.	



66194-1



66196-3



66191-3



66322-4



66190-1



66197-5



66195-3



NORWICH

The amber restoration glass of the Norwich collection features a timeless motif that is warm and inviting. The turned center column and ironwork is complemented by an Oiled Bronze finish.

ITEM NO.	BULB	W	H	EXT.	WEIGHT	ADDITIONAL DETAILS
66190-1	(1) 60W Med.	8"	8"	10"	2 lbs.	
66191-3	(3) 75W Med.	14"	10"	-	5 lbs.	
66194-1	(1) 60W Med.	8"	8"	-	3 lbs.	1-6" and 2-12" extension rods with hang straight included
66195-3	(3) 100W Med.	57"	14"	16"	19 lbs.	
66196-3	(3) 60W Med.	21"	21"	-	9 lbs.	
66197-5	(5) 60W Med.	28"	20"	-	13 lbs.	
66322-4	(3) 100W Med.	18"	24"	-	10 lbs.	Aged Bronze finish, Restoration Pendant collection



14006/8+4+4




14003/1




14004/1+1




14000/1+1




14005/5+5


C A M B R I D G E

The Cambridge collection combines heavy forged iron with genuine stone candle covers. When lit, the stone gives off a subtle warm glow while discreetly placed halogen lights provide the benefit of clean, functional down lighting. Finished in Moonlit Rust, this series will create a bold and historic presence.

ITEM NO.	BULB	W	H	EXT.	WEIGHT	ADDITIONAL DETAILS
14000/1+1	(1) 60W Cand. (1) 50W GU10	7"	12"	7"	6 lbs.	Downlight Switch included
14003/1	(1) 60W Cand.	5"	36"	7"	6 lbs.	
14004/1+1	(1) 60W Cand. (1) 50W GU10	10"	23"	5"	4 lbs.	Downlight Switch included, (1) 6" & (2) 12" extensions rods with hang straight included
14005/5+5	(5) 60W Cand. (5) 50W GU10	33"	34"	-	43 lbs.	Downlight Switch included
14006/8+4+4	(12) 60W Cand. (4) 50W GU10	42"	44"	-	93 lbs.	Downlight Switch included



14552/8




14551/6




14553/6




14550/1




14554/8


NORTH HAVEN

Clear glass cylinders sit atop slender “torches” of Satin Brass in the North Haven collection. The Satin Brass is contrasted with an Oil Rubbed Bronze finished frame.

ITEM NO.	BULB	W	H	MAX. H	EXT.	WEIGHT	ADDITIONAL DETAILS
14550/1	(1) 60W Med.	5"	17"	–	6"	2 lbs.	Bulb #1102 optional
14551/6	(6) 60W Med.	27"	23"	61"	15"	14 lbs.	Bulb #1102 optional
14552/8	(8) 60W Med.	38"	24"	–	15"	19 lbs.	Bulb #1102 optional
14553/6	(6) 60W Med.	25"	28"	66"	–	13 lbs.	Bulb #1102 optional
14554/8	(8) 60W Med.	31"	28"	66"	–	17 lbs.	Bulb #1102 optional



16461/7



67120/1



67110/1



67130/1



16460/1



16450/1

 Mercury Glass



16470/1

GRAMERCY

The Gramercy collection embellishes attractive glass forms with impeccably detailed metalwork and elevates the design beyond a simple glass pendant. This series has custom designed cast metal parts from top to bottom, joined together by an attractive combination of extension rods and chain. Finishes include Classic Brass, Polished Nickel, Satin Nickel, Polished Gold, Weathered Zinc, and Oil Rubbed Bronze with clear and opal white glass options.



ITEM NO.	BULB	W	H	MAX. H	EXT.	WEIGHT	ADDITIONAL DETAILS
16450/1	(1) 60W Med.	6"	14"	-	9"	5 lbs.	Bulb #1099 optional, Oil Rubbed Bronze finish
16460/1	(1) 60W Med.	7"	22"	-	9"	4 lbs.	Bulb #1099 optional, Classic Brass finish
16461/7	(7) 60W Med.	33"	38"	76"	-	28 lbs.	Bulb #1099 and #1103 optional, Oil Rubbed Bronze and Classic Brass finish
16470/1	(1) 60W Med.	5"	22"	-	8"	6 lbs.	Bulb #1103 optional, Polished Nickel finish
67110/1	(1) 60W Med.	7"	18"	79"	-	5 lbs.	Bulb #1092 optional, Polished Nickel finish
67120/1	(1) 60W Med.	7"	18"	79"	-	5 lbs.	Bulb #1092 optional, Oil Rubbed Bronze finish
67130/1	(1) 60W Med.	7"	18"	79"	-	5 lbs.	Bulb #1092 optional, Classic Brass finish



GRAMERCY

ITEM NO.	BULB	W	H	MAX. H	EXT.	WEIGHT	ADDITIONAL DETAILS
67123/3	(3) 60W Cand.	12"	19"	79"	-	6 lbs.	Bulb #1101 optional, Oil Rubbed Bronze finish
67124/1	(1) 60W Med.	9"	12"	73"	-	4 lbs.	Bulb #1099 optional, Oil Rubbed Bronze finish
67125/1	(1) 60W Med.	7"	11"	72"	-	4 lbs.	Bulb #1099 optional, Oil Rubbed Bronze finish
67143/3	(3) 60W Cand.	12"	19"	79"	-	6 lbs.	Bulb #1101 optional, Satin Nickel finish
67144/1	(1) 60W Med.	9"	12"	73"	-	4 lbs.	Bulb #1099 optional, Satin Nickel finish
67145/1	(1) 60W Med.	7"	11"	72"	-	4 lbs.	Bulb #1099 optional, Satin Nickel finish
67153/3	(3) 60W Cand.	12"	19"	79"	-	6 lbs.	Bulb #1101 optional, Polished Gold finish
67154/1	(1) 60W Med.	9"	12"	73"	-	4 lbs.	Bulb #1099 optional, Polished Gold finish
67155/1	(1) 60W Med.	7"	11"	72"	-	4 lbs.	Bulb #1099 optional, Polished Gold finish



GRAMERCY

ITEM NO.	BULB	W	H	MAX. H	EXT.	WEIGHT	ADDITIONAL DETAILS
67117/1	(1) 60W Med.	10"	21"	82"	-	6 lbs.	Bulb #1103 optional, Polished Nickel finish
66127/1	(1) 60W Med.	10"	21"	82"	-	6 lbs.	Bulb #1103 optional, Oil Rubbed Bronze finish
66128/1	(1) 60W Med.	11"	18"	79"	-	6 lbs.	Bulb #1099 optional, Oil Rubbed Bronze finish
66167/1	(1) 60W Med.	10"	21"	82"	-	6 lbs.	Bulb #1103 optional, Weathered Zinc finish
66168/1	(1) 60W Med.	11"	18"	79"	-	6 lbs.	Bulb #1099 optional, Weathered Zinc finish
67116/3	(3) 60W Cand.	13"	28"	89"	-	7 lbs.	Bulb #1101 optional, Polished Nickel finish
67118/1	(1) 60W Med.	11"	18"	79"	-	6 lbs.	Bulb #1099 optional, Polished Nickel finish
67126/3	(3) 60W Cand.	13"	28"	89"	-	7 lbs.	Bulb #1101 optional, Oil Rubbed Bronze finish
67166/3	(3) 60W Cand.	13"	28"	89"	-	7 lbs.	Bulb #1101 optional, Weathered Zinc finish



16370/1



16390/1



16371/1



16381/1



16410/1



16380/1



16400/1



16372/3



16391/3



16373/1



16383/1



16420/1



16382/3



16401/3



ITEM NO.	BULB	W	H	MAX. H	EXT.	WEIGHT	ADDITIONAL DETAILS
16370/1	(1) 60W Med.	11"	13"	49"	-	5 lbs.	Bulb #1092 optional, Oil Rubbed Bronze finish
16371/1	(1) 60W Med.	11"	13"	49"	-	4 lbs.	Bulb #1092 optional, Oil Rubbed Bronze finish
16372/3	(3) 60W Cand.	14"	15"	62"	-	5 lbs.	Bulb #1101 optional, Oil Rubbed Bronze finish
16373/1	(1) 60W Med.	14"	16"	52"	-	5 lbs.	Bulb #1092 optional, Oil Rubbed Bronze finish
16390/1	(1) 60W Med.	11"	13"	49"	-	5 lbs.	Bulb #1092 optional, Polished Nickel finish
16391/3	(3) 60W Cand.	14"	15"	62"	-	5 lbs.	Bulb #1101 optional, Polished Nickel finish

ITEM NO.	BULB	W	H	MAX. H	EXT.	WEIGHT	ADDITIONAL DETAILS
16380/1	(1) 60W Med.	11"	13"	49"	-	5 lbs.	Oil Rubbed Bronze finish
16381/1	(1) 60W Med.	11"	13"	49"	-	4 lbs.	Oil Rubbed Bronze finish
16382/3	(1) 60W Med.	14"	16"	52"	-	5 lbs.	Oil Rubbed Bronze finish
16383/1	(1) 60W Med.	14"	16"	52"	-	5 lbs.	Oil Rubbed Bronze finish
16400/1	(1) 60W Med.	11"	13"	49"	-	5 lbs.	Polished Nickel finish
16401/3	(1) 60W Med.	14"	16"	52"	-	5 lbs.	Polished Nickel finish
16410/1	(1) 60W Med.	11"	13"	49"	-	4 lbs.	Satin Nickel finish
16420/1	(1) 60W Med.	14"	16"	52"	-	5 lbs.	Satin Nickel finish

GRAMERCY



31225/6

ITEM NO.	BULB	W	H	EXT.	WEIGHT	ADDITIONAL DETAILS
31225/6	(6) 60W Cand.	36"	35"	-	25 lbs.	

P O R T S O L E R N O

The striking characteristic of this chandelier is the seamless ring that is fabricated using separate sheets of stainless steel and polished for a sleek and clean profile. Decorative spun bobeches and a Satin Nickel finish add to the understated attributes of the piece.



65004-1



65006-1



65007-5

ITEM NO.	BULB	W	H	EXT.	WEIGHT	ADDITIONAL DETAILS
65004-1	(1) 60W Cand.	12"	16"	18"	7 lbs.	
65006-1	(1) 60W Cand.	12"	18"	-	7 lbs.	
65007-5	(5) 60W Cand.	45"	25"	-	90 lbs.	

C H A P M A N

This series is reminiscent of the hurricane oil lanterns predominantly used in railroad and nautical applications in the late 1800's. Although powered by electric, the essence of this old world inspired collection remains. The Matte Black finish of the heavy ironwork cleverly contrasts the acid etched blown glass to complete the historic appeal.



31820/6



31821/12



31823/8+14



31822/14

LEWISBURG

This series exudes a refined, Mediterranean design made with a solid iron ring that anchors the lights around its perimeter. Our exclusive Malted Rust finish embellishes the metalwork, delivering subtle sophistication. For a more restoration style, pair with filament bulbs for a warm ambiance.

ITEM NO.	BULB	W	H	MAX. H	EXT.	WEIGHT	ADDITIONAL DETAILS
31820/6	(6) 60W Cand.	21"	19"	58"	-	7 lbs.	(1) 6", (1) 12" & (1) 18" extension rods w/hang straight included
31821/12	(12) 60W Cand.	27"	21"	60"	-	10 lbs.	(1) 6", (1) 12" & (1) 18" extension rods w/hang straight included
31822/14	(14) 60W Cand.	34"	19"	64"	14"	11 lbs.	(1) 6", (1) 12" & (1) 24" extension rods w/hang straight included
31823/8+14	(22) 60W Cand.	32"	26"	71"	-	18 lbs.	(1) 6", (1) 12" & (1) 24" extension rods w/hang straight included

* Bulb #1101 optional



10651/5CH



10651/1



Adjustable arm



10651/1SCN



10631/5CH



10631/1



Adjustable arm



10631/1SCN




H A N D F O R M E D G L A S S

Our Hand Formed Glass Series showcases soft, rippling silhouettes of thick, hand-formed antique mercury glass accentuated with natural rope and Craftsman-style metalwork in an Oil Rubbed Bronze finish.

ITEM NO.	BULB	W	H	MAX. H	EXT.	WEIGHT	ADDITIONAL DETAILS
10631/1	(1) 60W Med.	7"	10"	57"	-	3 lbs.	
10631/1SCN	(1) 60W Med.	7"	18"	-	11-14"	3 lbs.	
10631/5CH	(5) 60W Med.	33"	37"	76"	-	23 lbs.	
10651/1	(1) 60W Med.	8"	15"	62"	-	5 lbs.	
10651/1SCN	(1) 60W Med.	8"	20"	-	12-15"	5 lbs.	
10651/5CH	(5) 60W Med.	34"	43"	82"	-	29 lbs.	




10641/5CH




10641/1




10641/1SCN




10436/5CH





10436/1SCN




10436/1




10438/1




10438/1SCN




10438/5CH


H A N D F O R M E D G L A S S

ITEM NO.	BULB	W	H	MAX. H	EXT.	WEIGHT	ADDITIONAL DETAILS
10436/1	(1) 60W Med.	10"	9"	55"	-	4 lbs.	
10436/1SCN	(1) 60W Med.	10"	18"	-	13-16"	4 lbs.	
10436/5CH	(5) 60W Med.	36"	36"	75"	-	22 lbs.	
10438/1	(1) 60W Med.	7"	12"	56"	-	3 lbs.	
10438/1SCN	(1) 60W Med.	6"	20"	-	11-14"	3 lbs.	
10438/5CH	(5) 60W Med.	32"	39"	78"	-	23 lbs.	
10641/1	(1) 60W Med.	6"	11"	58"	-	3 lbs.	
10641/1SCN	(1) 60W Med.	6"	18"	-	11-14"	3 lbs.	
10641/5CH	(5) 60W Med.	32"	38"	77"	-	23 lbs.	



NATURAL ROPE

This collection transforms natural rope from a functional material to a unique decorative element adding color, texture, and material that contrasts nicely with the Aged Bronze or Silvered Graphite finished metalwork with Brushed Nickel accents. The Aged Bronze finish comes with either tan linen shades or opal white glass with the exception of the globe items. The Silvered Graphite finish may be complimented by our optional decorative filament bulbs.

ITEM NO.	BULB	W	H	MAX. H	EXT.	WEIGHT	ADDITIONAL DETAILS
63055-6	(6) 60W Med.	31"	31"	70"	13"	15 lbs.	
63058-8	(8) 60W Med.	35"	44"	83"	-	20 lbs.	

* Bulb #1102 optional



63052-2


63056-5




63053-1





63050-1




63051-2




63057-6


NATURAL ROPE

ITEM NO.	BULB	W	H	MAX. H	EXT.	WEIGHT	ADDITIONAL DETAILS
63050-1	(1) 100W Med.	11"	15"	-	12-26"	4 lbs.	Shade included, Comes w/cord cover and plug that can be removed for direct wiring into junction box.
63051-2	(2) 60W Med.	10"	17"	-	6"	4 lbs.	
63052-2	(2) 60W Med.	15"	14"	-	-	8 lbs.	
63053-1	(1) 60W Med.	4"	26"	68"	-	3 lbs.	
63056-5	(5) 60W Med.	20"	25"	64"	-	9 lbs.	
63057-6	(6) 60W Med.	25"	31"	71"	-	13 lbs.	

* Bulb #1102 optional



63015-5



63019-6



63017-8



73046-3



N A T U R A L R O P E

ITEM NO.	BULB	W	H	EXT.	WEIGHT	ADDITIONAL DETAILS
63015-5	(5) 60W Cand.	25"	25"	-	9 lbs.	Shades included
63017-8	(8) 60W Cand.	42"	44"	-	20 lbs.	Shades included
63019-6	(6) 60W Cand.	36"	31"	-	15 lbs.	Shades included
73046-3	(3) 100W Med.	54"	19"	-	9 lbs.	Shades included



63013-3



63011-2



63010-2



63060-1



63016-6



N A T U R A L R O P E



ITEM NO.	BULB	W	H	EXT.	WEIGHT	ADDITIONAL DETAILS
63010-2	(2) 60W Cand.	12"	17"	7"	4 lbs.	Shades included
63011-2	(2) 60W Med.	15"	14"	-	8 lbs.	
63013-3	(3) 60W Med.	20"	26"	-	13 lbs.	
63016-6	(6) 60W Cand.	30"	32"	-	13 lbs.	Shades included
63060-1	(1) 100W Med.	11"	15"	12-26"	4 lbs.	Shade included, Comes w/cord cover and plug that can be removed for direct wiring into junction box.



63042-6



63043-8



63041-5



63040-2



63018-6



N A T U R A L R O P E

ITEM NO.	BULB	W	H	EXT.	WEIGHT	ADDITIONAL DETAILS
63018-6	(6) 60W Cand.	35"	31"	-	17 lbs.	
63040-2	(2) 60W Cand.	11"	19"	6"	6 lbs.	
63041-5	(5) 60W Cand.	25"	25"	-	10 lbs.	
63042-6	(6) 60W Cand.	29"	32"	-	13 lbs.	
63043-8	(8) 60W Cand.	41"	44"	-	20 lbs.	



15902/5



15903/8



15900/1



15904/14

PEARCE

This collection showcases natural rope wrapped around a durable metal frame. The Matte Black finished frame is a perfect contrast to the textures of the organic fibers. Our optional antique filament bulbs can convey a more nostalgic or romantic ambiance.

ITEM NO.	BULB	W	H	MAX. H	EXT.	WEIGHT	ADDITIONAL DETAILS
15900/1	(1) 60W Med.	8"	20"	-	9"	3 lbs.	Bulb #1099 optional
15902/5	(5) 60W Med.	32"	35"	73"	-	15 lbs.	Bulb #1099 optional
15903/8	(8) 60W Med.	31"	24"	63"	-	13 lbs.	Bulb #1102 optional
15904/14	(14) 60W Med.	43"	24"	61"	24"	19 lbs.	(1) 6", (1) 12" & (1) 18" extension rods w/hang straight included Bulb #1102 optional




10711/3


ITEM NO.	BULB	W	H	MAX. H	EXT.	WEIGHT	ADDITIONAL DETAILS
10711/3	(3) 60W Med.	19"	8"	61"	-	8 lbs.	

WEAVERTON

The Weaverton series has an intricate rope-woven frame from which light pierces through. Rope wrapped support rods and an Oil Rubbed Bronze finish complete this rustic look.



10710/1



10710/3SR


10710/7SR


ITEM NO.	BULB	W	H	MAX. H	EXT.	WEIGHT	ADDITIONAL DETAILS
10710/1	(1) 60W Med.	11"	11"	85"	-	2 lbs.	
10710/3SR	(3) 60W Med.	22"	11"	85"	-	6 lbs.	
10710/7SR	(7) 60W Med.	32"	11"	85"	-	14 lbs.	

COASTAL INLET

An opal white glass sphere and rich Oil Rubbed Bronze hardware that form our Coastal Inlet series pendants are embellished by a diamond-shaped interlacement of natural rope punctuated by elegant hitchknots.



ITEM NO.	BULB	W	H	MAX. H	EXT.	WEIGHT	ADDITIONAL DETAILS
31641/1	(1) 60W Med.	14"	11"	83"	-	1 lb.	Bulb #1092 optional
31642/1	(1) 60W Med.	20"	17"	89"	-	2 lbs.	Bulb #1092 optional
31643/1	(1) 60W Med.	12"	17"	89"	-	2 lbs.	Bulb #1092 optional
31644/1	(1) 60W Med.	10"	20"	92"	-	2 lbs.	Bulb #1092 optional

PLEASANT FIELDS

Wicker has a way of softening a décor. Our beautifully woven Pleasant Fields pendants feature oversized genuine wicker shades available in Weathered Gray or Natural with Russet Beige hardware.



ITEM NO.	BULB	W	H
1110	4W LED Med. (400 lumens) 2700K, 80CRI	2.5"	5.75"
1111	3W LED Med. (260 lumens) 2700K, 80CRI	1.75"	4.25"
1112	6W LED Cand. (530 lumens) 2700K, 80CRI	1.5"	4.25"
1113	7W LED G9 (430 lumens) 3000K, 80CRI	1.5"	3"
1114	3W LED Med. (330 lumens) 2600K, 80CRI	1.25"	12"

LED BULBS

Energy saving dimmable filament bulbs offered in a range of sizes and styles. Low power consumption G9 LED bulb also available.

ITEM NO.	BULB	W	H
1092	60W Med.	2.5"	5"
1099	60W Med.	1.25"	7"
1101	40W Cand.	1"	3.5"
1102	60W Med.	1.75"	4.25"
1103	60W Med.	1.25"	12"

VINTAGE FILAMENT BULBS

These dimmable nostalgic light bulbs will enhance the look of any fixture especially those with visible bulbs.



UPDATED
TRADITIONAL



31098/6



31092/4



31091/2



31093/8



31094/1



31095/1



31096/4



31097/6



ARMAND

The Armand collection is designed with an intricate laser cut pattern adorned with large crystals. The crystals have the same shape as the openings cut into the metalwork, allowing the two contrasting elements to become a seamless presentation of light and pattern. Choose from a Weathered Bronze finish with amber teak crystal or Matte Gold with clear crystal.

ITEM NO.	BULB	W	H	MAX. H	EXT.	WEIGHT	ADDITIONAL DETAILS
31091/2	(2) 60W Cand.	8"	16"	-	4"	4 lbs.	Sconce, ADA Compliant
31092/4	(4) 60W Cand.	17"	12"	-	-	9 lbs.	
31093/8	(8) 60W Cand.	25"	11"	-	-	13 lbs.	
31094/1	(1) 100W Med.	8"	9"	57"	-	5 lbs.	
31095/1	(1) 60W Cand.	8"	9"	-	4"	2 lbs.	Sconce, ADA Compliant
31096/4	(4) 60W Cand.	17"	22"	60"	-	12 lbs.	
31097/6	(6) 60W Cand.	24"	24"	62"	-	17 lbs.	
31098/6	(6) 60W Cand.	35"	18"	61"	12"	20 lbs.	



32092/4




32091/2





32093/8


32095/6




32094/1




32090/1




32096/4




32097/6


ARMAND



ITEM NO.	BULB	W	H	MAX. H	EXT.	WEIGHT	ADDITIONAL DETAILS
32090/1	(1) 60W Cand.	8"	9"	-	4"	2 lbs.	Sconce, ADA Compliant
32091/2	(2) 60W Cand.	8"	16"	-	4"	4 lbs.	Sconce, ADA Compliant
32092/4	(4) 60W Cand.	17"	12"	-	-	9 lbs.	
32093/8	(8) 60W Cand.	25"	11"	-	-	13 lbs.	
32094/1	(1) 100W Med.	8"	9"	57"	-	5 lbs.	
32095/6	(6) 60W Cand.	35"	18"	61"	12"	20 lbs.	
32096/4	(4) 60W Cand.	17"	22"	60"	-	12 lbs.	
32097/6	(6) 60W Cand.	24"	24"	62"	-	17 lbs.	



11784/7



11780/2



11783/5



11782/5



11781/4



Shown from an angle

11786/1



11785/5+5



J A U S T E N

The Jausten collection infuses mission styling with its crystal filigree design, which is woven throughout the metalwork of the arms and basket. An Antique Bronze finish contrasts the clear crystals and highlights the unique angular design.

ITEM NO.	BULB	W	H	MAX. H	EXT.	WEIGHT	ADDITIONAL DETAILS
11780/2	(2) 60W Cand.	14"	10"	-	7"	4 lbs.	Pocket Sconce
11781/4	(4) 60W Cand.	16"	14"	-	-	7 lbs.	
11782/5	(5) 60W Cand.	21"	17"	-	-	10 lbs.	
11783/5	(5) 60W Cand.	20"	34"	73"	-	16 lbs.	
11784/7	(7) 60W Cand.	30"	43"	82"	-	29 lbs.	
11785/5+5	(10) 60W Cand.	30"	33"	72"	-	20 lbs.	
11786/1	(1) 60W Cand.	5"	26"	-	6"	2 lbs.	Sconce



11288/6



11286/4



11284/2



11285/1



11584/1



11287/6



A M H E R S T

This collection showcases sparkling polished crystal weaved into an intricate wrought iron frame. The modern drum shape updates an otherwise traditional style while a rich, Antique Bronze finished frame provides the necessary contrast to allow the crystal elements to be fully recognized.

ITEM NO.	BULB	W	H	EXT.	WEIGHT	ADDITIONAL DETAILS
11284/2	(2) 60W Cand.	11"	11"	6"	4 lbs.	Sconce
11285/1	(1) 60W Cand.	6"	9"	-	4 lbs.	(1) 6" & (2) 12" extension rods w/ hang straight included
11286/4	(4) 60W Cand.	13"	10"	-	7 lbs.	
11287/6	(6) 60W Cand.	17"	8"	-	13 lbs.	(1) 6" & (2) 12" extension rods w/ hang straight included
11288/6	(6) 60W Cand.	20"	29"	-	21 lbs.	
11584/1	(1) 60W Cand.	6"	9"	4"	3 lbs.	ADA Compliant



14219/14




14215/1




14216/1




14217/6




14218/9


P A L A C I A L

The Palacial collection features a cascade of prismatic crystals suspended from an Oil Rubbed Bronze or Polished Chrome frame. Each of the crystal's thick triangular profile bend light into various angles enhancing its visual depth and beauty.

ITEM NO.	BULB	W	H	MAX. H	EXT.	WEIGHT	ADDITIONAL DETAILS
14215/1	(1) 60W Cand.	9"	10"	-	4"	3 lbs.	Sconce, ADA Compliant
14216/1	(1) 60W Cand.	8"	12"	50"	-	6 lbs.	
14217/6	(6) 60W Cand.	16"	27"	65"	-	35 lbs.	
14218/9	(9) 60W Cand.	26"	31"	69"	-	56 lbs.	
14219/14	(15) 60W Cand.	36"	53"	127"	-	126 lbs.	



14214/5+1




14213/4+1




14212/3+1




14210/1




14211/3


PALACIAL

ITEM NO.	BULB	W	H	MAX. H	EXT.	WEIGHT	ADDITIONAL DETAILS
14210/1	(1) 60W Cand.	10"	22"	-	-	12 lbs.	
14211/3	(3) 60W Cand.	16"	62"	-	-	30 lbs.	
14212/3+1	(4) 60W Cand.	16"	20"	58"	-	13 lbs.	
14213/4+1	(5) 60W Cand.	20"	21"	59"	-	16 lbs.	
14214/5+1	(6) 60W Cand.	24"	22"	60"	-	25 lbs.	



15225/3



15223/1



15215/3



15213/1



15220/1



15210/1



15226/6



15224/1



15216/6



15214/1

PALACIAL

ITEM NO.	BULB	W	H	MAX. H	EXT.	WEIGHT	ADDITIONAL DETAILS
15210/1	(1) 60W Cand.	10"	7"	-	5"	4 lbs.	Polished Chrome finish
15213/1	(1) 60W Cand.	12"	9"	-	-	8 lbs.	Polished Chrome finish
15214/1	(1) 60W Cand.	8"	9"	48"	-	5 lbs.	Polished Chrome finish
15215/3	(3) 60W Cand.	19"	13"	-	-	22 lbs.	Polished Chrome finish
15216/6	(6) 60W Cand.	31"	18"	-	-	55 lbs.	Polished Chrome finish
15220/1	(1) 60W Cand.	10"	7"	-	5"	4 lbs.	
15223/1	(1) 60W Cand.	12"	9"	-	-	8 lbs.	
15224/1	(1) 60W Cand.	8"	9"	48"	-	5 lbs.	
15225/3	(3) 60W Cand.	19"	13"	-	-	22 lbs.	
15226/6	(6) 60W Cand.	31"	18"	-	-	55 lbs.	



46048/6+3




46046/3




46044/4




46047/6




46045/6




46040/2


EMPIRE

The Empire collection captures the regal beauty of French Empire design with its classic shape and extravagant crystal. Tapered crystal combinations gracefully flow from top to bottom via a glass bead-lined frame finished in Mocha. Unique curved crystals encircle the mid-section of the fixture creating a unique transition between the bowl and center column of each fixture.

ITEM NO.	BULB	W	H	MAX. H	EXT.	WEIGHT	ADDITIONAL DETAILS
46040/2	(2) 60W Cand.	12"	18"	-	5"	4 lbs.	
46044/4	(4) 60W Cand.	16"	11"	-	-	10 lbs.	
46045/6	(6) 60W Cand.	22"	23"	-	-	17 lbs.	
46046/3	(3) 60W Cand.	11"	23"	61"	-	10 lbs.	
46047/6	(6) 60W Cand.	16"	32"	70"	-	17 lbs.	
46048/6+3	(9) 60W Cand.	23"	42"	80"	-	31 lbs.	

11934/4



11931/6



11930/3



11932/8



11936/8



Matte Gold finish

102 Crystals



11935/8



11933/8



Matte Gold finish

EVOLVE

The evolution of design is evident in the way traditional materials interact to create the unexpected. The Evolve collection showcases crystal beaded fretwork in a Weathered Zinc or Matte Gold finish, and encases substantial oval crystals for a luxuriously exotic and an almost life-like presentation.



ITEM NO.	BULB	W	H	MAX. H	EXT.	WEIGHT	ADDITIONAL DETAILS
11930/3	(3) 60W Cand.	17"	11"	-	-	6 lbs.	Weathered Zinc finish
11931/6	(6) 60W Cand.	19"	12"	-	-	8 lbs.	Weathered Zinc finish
11932/8	(8) 60W Cand.	24"	13"	-	-	12 lbs.	Weathered Zinc finish
11933/8	(8) 60W Cand.	24"	13"	-	-	12 lbs.	Matte Gold finish
11934/4	(4) 60W Cand.	17"	22"	62"	-	12 lbs.	Weathered Zinc finish
11935/8	(8) 60W Cand.	21"	23"	51"	-	27 lbs.	102 Crystals, Weathered Zinc finish
11936/8	(8) 60W Cand.	21"	23"	51"	-	27 lbs.	102 Crystals, Matte Gold finish



31433/8



Shown as semi-flush



31431/3



Shown as semi-flush



31430/1



31432/6

V I V A N A T U R A

Brilliant arrays of crystal spears highlight the design of the Viva Natura collection. Overlapping steel wires, finished in Aged Silver, form various shapes while crystals sparkle when illuminated yet still fascinate when unlit. The combination of these elements transforms this design into a sculpture of textured light.

ITEM NO.	BULB	W	H	MAX. H	EXT.	WEIGHT	ADDITIONAL DETAILS
31430/1	(1) 60W Cand.	8"	15"	-	6"	3 lbs.	
31431/3	(3) 60W Cand.	23"	11"	-	-	9 lbs.	
31432/6	(6) 60W Cand.	26"	27"	65"	-	20 lbs.	
31433/8	(8) 60W Cand.	37"	31"	69"	-	29 lbs.	



ALEXANDRA

The sophistication of clear crystal combines with the fresh look of capiz shells to create a magical ambiance. A Weathered Zinc finish complements the capiz shells, enhancing its soft, graceful look.

ITEM NO.	BULB	W	H	MAX. H	EXT.	WEIGHT	ADDITIONAL DETAILS
15930/1	(1) 60W Cand.	5"	20"	-	6"	2 lbs.	
15931/3	(3) 60W Cand.	14"	14"	-	-	5 lbs.	
15932/3	(3) 60W Cand.	16"	35"	74"	-	8 lbs.	
15933/5	(5) 60W Cand.	26"	43"	82"	-	13 lbs.	
15934/1	(1) 60W Med.	8"	15"	53"	-	4 lbs.	
15935/3	(3) 60W Cand.	15"	18"	56"	-	7 lbs.	
15936/5	(5) 60W Cand.	19"	20"	58"	-	10 lbs.	
15937/1	(1) 60W Med.	12"	31"	69"	-	4 lbs.	
15938/5	(3) 60W Cand.	20"	40"	78"	-	9 lbs.	



11924/6



16270/3



11720/6



Shown as semi-flush



11721/8



Shown as semi-flush



ITEM NO.	BULB	W	H	MAX. H	EXT.	WEIGHT	ADDITIONAL DETAILS
11924/6	(6) 60W Cand.	17"	23"	61"	-	11 lbs.	Cumbria Collection, Aged Silver finish
16270/3	(3) 60W Cand.	14"	22"	61"	-	7 lbs.	Gabrielle Collection, Aged Silver finish

CUMBRIA

The Cumbria collection is designed around a braid-patterned ring from which a twisted center column and a cascading diffuser emanate from. Using polished crystals to create a glamorous fretwork appearance. An Aged Silver finish compliments this majestic design.

GABRIELLE

Showcasing contoured Aged Silver metalwork shimmering with an abundance of faceted crystals, the Gabrielle pendant features a crystal center ring encircled by crystal laced openwork that elegantly tapers into its finial.

ITEM NO.	BULB	W	H	MAX. H	EXT.	WEIGHT	ADDITIONAL DETAILS
11720/6	(6) 60W Cand.	13"	20"	59"	-	10 lbs.	
11721/8	(8) 60W Cand.	17"	23"	62"	-	13 lbs.	

VILLEGOSA

The Villegosa series features our filigree crystal in a tapered hexagonal design. Oversized rectangular crystals at each corner and metal filigree accents on top enhance this collection's elegance. Finished in Spanish Bronze, these items can be hung as a pendant or mounted as a semi flush.



12034/8+4


12033/6+3


12030/2




12023/2


12032/3


12031/1


Shown as semi-flush

Shown as semi-flush

12024/5


12025/6


CHRISTINA

This collection displays a glamorous arrangement of filigree crystal that is carefully woven into a victorian inspired Mocha finished frame. Each line of crystal is graduated from the center to the outer edge, ending with a scalloped banding of large round faceted crystals.



ITEM NO.	BULB	W	H	MAX. H	EXT.	WEIGHT	ADDITIONAL DETAILS
12023/2	(2) 60W Cand.	14"	8"	-	8"	7 lbs.	Pocket Sconce
12024/5	(5) 60W Cand.	20"	26"	-	-	18 lbs.	
12025/6	(6) 60W Cand.	26"	30"	-	-	26 lbs.	
12030/2	(2) 60W Cand.	11"	16"	-	6"	5 lbs.	Sconce
12031/1	(1) 60W Med.	7"	10"	54"	-	3 lbs.	(1) 6" & (3) 12" extension rods w/hang straight included
12032/3	(3) 60W Cand.	13"	29"	68"	-	9 lbs.	
12033/6+3	(9) 60W Cand.	30"	33"	72"	-	17 lbs.	
12034/8+4	(12) 60W Cand.	36"	40"	79"	-	24 lbs.	



11690/2


11696/6+3




11692/3




11693/2




11694/4




11695/8


ANDALUSIA

The luxuriousness of filigree crystal is unmistakable. The Andalusia collection features our glass bead-lined scrolled iron frame enhanced with shimmering crystals and an Aged Silver finish to blend with a multitude of design themes.



ITEM NO.	BULB	W	H	MAX. H	EXT.	WEIGHT	ADDITIONAL DETAILS
11690/2	(2) 60W Cand.	12"	6"	-	5"	4 lbs.	
11692/3	(3) 60W Cand.	14"	31"	70"	-	8 lbs.	
11693/2	(2) 60W Cand.	13"	6"	-	-	6 lbs.	
11694/4	(4) 60W Cand.	17"	6"	-	-	10 lbs.	
11695/8	(8) 60W Cand.	24"	9"	-	-	21 lbs.	
11696/6+3	(9) 60W Cand.	28"	25"	71"	-	19 lbs.	



15960/1



5970/2



15969/10+8



15965/5



5972/1



15968/8+6



ELIZABETHAN

This new-age Renaissance collection graces the home with accents inspired by a moon-lit stroll along St Paul's Cathedral. The extraordinary cohesiveness of this collection captures the grandeur and grace of an era when art and architecture were as one. The captivating lines of the Dark Bronze or Weathered Zinc finish accented by brilliant 32% lead crystal may adorn the grandest of settings.

ITEM NO.	BULB	W	H	MAX. H	EXT.	WEIGHT	ADDITIONAL DETAILS
5970/2	(2) 60W Cand.	13"	7"	-	6"	4 lbs.	Pocket Sconce
5972/1	(1) 60W Cand.	5"	8"	-	-	3 lbs.	(1) 6" & (2) 12" extension rods with hang straight included
15960/1	(1) 60W Cand.	6"	7"	-	4"	2 lbs.	ADA Compliant
15965/5	(5) 60W Cand.	21"	20"	59"	-	9 lbs.	
15968/8+6	(14) 60W Cand.	35"	37"	73"	-	30 lbs.	Fabric shade # 1023 optional
15969/10+8	(18) 60W Cand.	44"	47"	122"	-	46 lbs.	Fabric shade # 1023 optional

5960/1



5964/3



5962/3



15993/3



Weathered Zinc finish



Shown with optional shade #1023



Chain-hung or semi-flush adaptable

5963/6



15994/6



Weathered Zinc finish



5967/6+4



5973/4+1



15963/8



15964/10

ELIZABETHAN

ITEM NO.	BULB	W	H	EXT.	WEIGHT	ADDITIONAL DETAILS
5960/1	(1) 60W Cand.	5"	12"	9"	3 lbs.	Fabric shade # 1023 optional
5962/3	(3) 60W Cand.	13"	7"	-	6 lbs.	
5963/6	(6) 60W Cand.	17"	10"	-	10 lbs.	
5964/3	(3) 60W Cand.	13"	14"	-	8 lbs.	
5967/6+4	(10) 60W Cand.	26"	29"	-	21 lbs.	Fabric shade # 1023 optional
5973/4+1	(5) 60W Cand.	12"	17"	-	9 lbs.	Fabric shade # 1023 optional
15963/8	(8) 60W Cand.	22"	12"	-	16 lbs.	
15964/10	(10) 60W Cand.	28"	14"	-	27 lbs.	
15993/3	(3) 60W Cand.	13"	7"	-	6 lbs.	Weathered Zinc finish
15994/6	(6) 60W Cand.	17"	10"	-	10 lbs.	Weathered Zinc finish



E L I Z A B E T H A N

ITEM NO.	BULB	W	H	MAX. H	EXT.	WEIGHT	ADDITIONAL DETAILS
5965/4	(4) 60W Cand.	17"	27"	-	-	14 lbs.	
15966/8	(8) 60W Cand.	22"	37"	75"	-	21 lbs.	
15967/10	(10) 60W Cand.	28"	45"	120"	-	31 lbs.	
15974/5	(5) 60W Cand.	13"	13"	56"	-	11 lbs.	
15975/8	(8) 60W Cand.	17"	17"	60"	-	16 lbs.	
15976/1	(1) 60W Cand.	6"	9"	83"	-	2 lbs.	
15986/1	(1) 60W Cand.	6"	9"	83"	-	2 lbs.	Aged Silver finish



16257/6+3




16256/5




16253/5


R E N A I S S A N C E

Experience the re-birth of crystal! Adorned with 32% lead polished crystal, the Renaissance collection vigorously captures your spirit with an array of graceful and unexpected movements, exuding an aura of energy that radiates from a single point. The intricately carved details and our Sunset Silver or Weathered Zinc finishes contribute to the mystical beauty of this collection.

ITEM NO.	BULB	W	H	MAX. H	EXT.	WEIGHT	ADDITIONAL DETAILS
16253/5	(5) 60W Cand.	21"	21"	60"	-	12 lbs.	
16256/5	(5) 60W Cand.	23"	25"	64"	-	9 lbs.	
16257/6+3	(9) 60W Cand.	38"	39"	78"	-	18 lbs.	



16254/5



16255/6



16252/1



Bulb #1092 optional



6238/2



16250/4



16251/6



6233/6



6232/4



16245/6



RENAISSANCE

ITEM NO.	BULB	W	H	MAX. H	EXT.	WEIGHT	ADDITIONAL DETAILS
16250/4	(4) 60W Cand.	16"	11"	-	-	11 lbs.	
16251/6	(6) 60W Cand.	24"	12"	-	-	23 lbs.	
16252/1*	(1) 100W Med.	6"	9"	54"	-	2 lbs.	(1) 6" & (3) 12" extension rods w/hang straight included
16254/5	(5) 60W Cand.	13"	17"	56"	-	12 lbs.	
16255/6	(6) 60W Cand.	22"	28"	67"	-	17 lbs.	
6232/4	(4) 60W Cand.	16"	11"	-	-	11 lbs.	Sunset Silver finish
6233/6	(6) 60W Cand.	20"	21"	-	-	19 lbs.	Sunset Silver finish
6238/2	(2) 60W Cand.	14"	6"	-	6"	5 lbs.	Pocket Sconce, Sunset Silver finish
16245/6	(6) 60W Cand.	24"	12"	-	-	23 lbs.	Sunset Silver finish



2400/2




2402/6




Shown with optional shade #1081



2404/6+6




11000/2




3344/6




3341/2




3345/8+4


ITEM NO.	BULB	W	H	EXT.	WEIGHT	ADDITIONAL DETAILS
2400/2	(2) 60W Cand.	14"	8"	6"	7 lbs.	Pocket sconce
2402/6	(6) 60W Cand.	20"	14"	-	12 lbs.	
2404/6+6	(12) 60W Cand.	26"	31"	-	28 lbs.	Fabric shade #1081 optional
11000/2	(2) 60W Cand.	15"	22"	7"	8 lbs.	Fabric shade #1081 optional

SENECAL

Senecal reflects European elegance with Spanish motifs and vibrant Egyptian crystal. The graceful ironwork, crystal spheres and Spanish Bronze finish makes for a stunning collection.

ITEM NO.	BULB	W	H	EXT.	WEIGHT	ADDITIONAL DETAILS
3341/2	(2) 60W Cand.	12"	18"	11"	3 lbs.	
3344/6	(6) 60W Cand.	28"	31"	-	16 lbs.	
3345/8+4	(12) 60W Cand.	42"	43"	-	52 lbs.	

ROCHELLE

Rochelle is a magnificent collection featuring elegant amber crystal highlights, scrolling Weathered Mahogany finished ironwork and intricate castings. Incorporating elements of Renaissance design with graceful proportions, Rochelle reflects regal design and classic appeal.




REGENCY

Inspired by a scroll design, Regency creates a rich and regal ambiance. The solid cast iron scrolls and Burnt Bronze finish compliments the delicate weathered gold leaf accents and caramel amber glass to create a dramatic and stunning collection.

ITEM NO.	BULB	W	H	EXT.	WEIGHT	ADDITIONAL DETAILS
2150/1	(1) 75W Med.	6"	18"	7"	5 lbs.	
2154/1	(1) 60W Med.	6"	13"	10"	3 lbs.	
2155/2	(2) 60W Med.	16"	24"	9"	11 lbs.	
2156/2	(2) 60W Med.	16"	10"	-	9 lbs.	
2157/3	(3) 60W Med.	19"	20"	-	16 lbs.	
2161/6	(6) 60W Med.	39"	31"	22"	40 lbs.	
2163/6	(6) 60W Med.	28"	33"	-	43 lbs.	
2165/8+4	(12) 60W Med.	36"	40"	-	76 lbs.	
2166/10+5	(15) 60W Med.	41"	48"	-	110 lbs.	



2434/12




2426/1




2431/6




2420/1


GEORGIAN COURT

During the mid-eighteenth century, the Georgian style became immensely popular, not only in England, but also in Colonial America. The “Colonial” home was influenced by the Georgian style, characterized by a sense of proportion, balance, and carefully thought out details. Furniture and objects of the time were of a larger scale, yet with a lighter feeling than earlier periods. This lighter feeling transmitted grace, elegance, and prominence, and allowed details to become more of the focal point, rather than the principle elements of the structure. The Georgian Court Collection reflects those earlier influences with well-balanced proportions, attractive brass finished details, and amber glass with a marbled finish and decorative ring.


ITEM NO.	BULB	W	H	EXT.	WEIGHT	ADDITIONAL DETAILS
2420/1	(1) 75W Med.	6"	15"	8"	4 lbs.	
2424/2	(2) 60W Med.	18"	12"	–	13 lbs.	
2425/3	(3) 60W Med.	21"	19"	–	15 lbs.	
2426/1	(1) 60W Med.	6"	16"	–	3 lbs.	
2431/6	(6) 60W Med.	31"	39"	–	29 lbs.	
2434/12	(12) 60W Med.	48"	62"	–	70 lbs.	





16315/6




16313/2


16314/3


16316/9


16317/8+4


E L K

Like something you'd find in a rough-hewn log cabin, the Elk collection features an evocative framework of realistic-looking molded antlers, which gives any space the feeling of the great outdoors. A Wood Brown finish adds to the rustic warm feel.

ITEM NO.	BULB	W	H	MAX. H	EXT.	WEIGHT	ADDITIONAL DETAILS
16313/2	(2) 60W Cand.	14"	19"	-	6"	3 lbs.	
16314/3	(3) 60W Cand.	18"	15"	49"	-	6 lbs.	
16315/6	(6) 60W Cand.	25"	18"	53"	-	15 lbs.	
16316/9	(9) 60W Cand.	32"	24"	58"	-	35 lbs.	
16317/8+4	(12) 60W Cand.	39"	26"	61"	-	32 lbs.	



7956/5



7958/6



7959/8+4



7953/2



ITEM NO.	BULB	W	H	EXT.	WEIGHT	ADDITIONAL DETAILS
7953/2	(2) 40W G9 (included)	13"	18"	6"	4 lbs.	
7956/5	(5) 40W G9 (included)	27"	13"	7"	8 lbs.	Can be mounted as a flush or sconce
7958/6	(6) 40W G9 (included)	22"	19"	-	10 lbs.	
7959/8+4	(12) 40W G9 (included)	29"	24"	-	22 lbs.	

FIORITURA

This botanical bouquet with Italian inspiration is roped neatly to provide rustic tranquility. This collection embodies juxtaposed diversity; forged iron workings in an Aged Bronze finish, offset by soft tulips that are hand-blown and hand tooled.



45261/4



45260/3



45262/6



ITEM NO.	BULB	W	H	MAX. H	EXT.	WEIGHT	ADDITIONAL DETAILS
45260/3	(3) 60W G9 (included)	13"	7"	-	-	4 lbs.	
45261/4	(4) 60W G9 (included)	17"	8"	-	-	7 lbs.	
45262/6	(6) 60W G9 (included)	20"	21"	60"	-	9 lbs.	

CRYSTIQUE

Naturally-inspired branches of clear crystals create glistening gems of light in the Crystique collection. A Polished Chrome finish bounces light off of the canopy and fixture to further enhance its brilliant character.



11902/12+6




11900/4


11901/6




E L I A

An organic-inspired work of art, the Elia series features richly burnished Spanish Bronze “branchlets” swollen with crystal buds and cascades of shimmering “raindrops”.

ITEM NO.	BULB	W	H	MAX. H	EXT.	WEIGHT	ADDITIONAL DETAILS
11900/4	(4) 40W G9 (included)	7"	19"	58"	-	3 lbs.	
11901/6	(6) 40W G9 (included)	32"	22"	61"	27"	12 lbs.	
11902/12+6	(18) 40W G9 (included)	41"	36"	110"	30"	29 lbs.	



CRISLETT

Inspired by the silhouette of a winter forest, the Crislett collection embraces the twists and turns of tree branches. At the ends of these branches are an abundance of substantially sized crystal "buds" which add a winter-like sparkle amidst the SunGlow Bronze finish.

ITEM NO.	BULB	W	H	MAX. H	EXT.	WEIGHT	ADDITIONAL DETAILS
18240/2	(2) 60W Cand.	18"	27"	-	6"	5 lbs.	
18241/4	(4) 60W Cand.	22"	10"	-	-	8 lbs.	
18242/8	(8) 60W Cand.	32"	10"	-	-	11 lbs.	
18243/6	(6) 60W Cand.	31"	34"	72"	-	15 lbs.	
18244/9	(9) 60W Cand.	40"	45"	119"	-	25 lbs.	



18147/8+4




18142/3





18141/1




18144/3




18140/2




18143/5




S A G E M O R E

Inspired by the beauty of a wild cluster of vines, the Sagemore collection features crystal accented vines formed into an elegantly adaptable shape. A Bronze Rust finish offers the perfect compliment to the ample array of crystal that adorns this series.

ITEM NO.	BULB	W	H	MAX. H	EXT.	WEIGHT	ADDITIONAL DETAILS
18140/2	(2) 60W Cand.	12"	16"	-	6"	3 lbs.	
18141/1	(1) 100W Med.	8"	9"	49"	-	2 lbs.	Bulb #1092 optional
18142/3	(3) 60W Cand.	13"	17"	55"	-	4 lbs.	
18143/5	(5) 60W Cand.	22"	26"	65"	-	9 lbs.	
18144/3	(3) 60W Cand.	15"	16"	56"	-	6 lbs.	
18147/8+4	(12) 60W Cand.	37"	40"	114"	-	24 lbs.	



11770/2




11775/5




11772/6




11776/6+3




11777/8+4




Shown as semi-flush 13" H



11773/8


CRYSTAL BRANCHES

This collection blends organic forms and textures with a neutral finish for versatility in a wide range of room settings. An abundance of large crystal leaves are enhanced by the nature inspired branches that are finished in Burnt Bronze.

ITEM NO.	BULB	W	H	MAX. H	EXT.	WEIGHT	ADDITIONAL DETAILS
11770/2	(2) 60W Cand.	12"	19"	-	6"	3 lbs.	
11772/6	(6) 60W Cand.	24"	8"	-	-	6 lbs.	
11773/8	(8) 60W Cand.	30"	30"	68"	-	15 lbs.	
11775/5	(5) 60W Cand.	25"	17"	55"	-	7 lbs.	
11776/6+3	(9) 60W Cand.	33"	23"	61"	-	11 lbs.	
11777/8+4	(12) 60W Cand.	52"	31"	105"	-	24 lbs.	



8050/3



8053/5



8054/5



8058/3



8056/10+5



8055/8+4



CIRCEO

The magnetic influences of this winter garden collection are the intertwined branches accented by delicately cradled crystals that resemble frozen water droplets. This collection is featured in Deep Rust, Antique White, Light Pink and five light chandelier in Marble Gray finish.

ITEM NO.	BULB	W	H	EXT.	WEIGHT	ADDITIONAL DETAILS
8050/3	(3) 60W Cand.	17"	24"	9"	5 lbs.	
8053/5	(5) 60W Cand.	21"	17"	-	7 lbs.	
8054/5	(5) 60W Cand.	27"	28"	-	9 lbs.	
8055/8+4	(12) 60W Cand.	42"	38"	-	19 lbs.	
8056/10+5	(15) 60W Cand.	54"	46"	-	26 lbs.	
8058/3	(3) 60W Cand.	16"	13"	-	5 lbs.	



18133/1



18136/5



8059/2



8069/2



18135/5



18134/4



18128/2



18129/2



18163/5

Marble Gray finish

CIRCEO

ITEM NO.	BULB	W	H	MAX. H	EXT.	WEIGHT	ADDITIONAL DETAILS
8059/2	(2) 60W Med.	24"	12"	-	-	8 lbs.	
8069/2	(2) 60W Med.	24"	12"	-	-	8 lbs.	Russet Beige finish
18128/2	(2) 60W Cand.	12"	32"	-	7"	4 lbs.	
18129/2	(2) 60W Cand.	17"	22"	-	9"	4 lbs.	
18133/1	(1) 100W Med.	10"	10"	48"	-	3 lbs.	
18134/4	(4) 60W Cand.	19"	19"	57"	-	7 lbs.	
18135/5	(5) 60W Cand.	24"	24"	63"	-	11 lbs.	
18136/5	(5) 60W Cand.	20"	23"	62"	16"	9 lbs.	
18163/5	(5) 60W Cand.	21"	18"	56"	-	6 lbs.	Marble Gray finish



18111/2



18112/3



18113/5



18123/1



18124/4



18125/5



CIRCEO

ITEM NO.	BULB	W	H	MAX. H	EXT.	WEIGHT	ADDITIONAL DETAILS
18111/2	(2) 60W Med.	17"	11"	-	-	7 lbs.	
18112/3	(3) 60W Cand.	11"	12"	-	-	4 lbs.	
18113/5	(5) 60W Cand.	21"	18"	-	-	6 lbs.	
18123/1	(1) 100W Med.	10"	10"	48"	-	3 lbs.	
18124/4	(4) 60W Cand.	19"	19"	57"	-	7 lbs.	
18125/5	(5) 60W Cand.	24"	24"	63"	-	11 lbs.	



18153/5





18152/3




18151/2




18150/1




18154/4


C I R C E O

ITEM NO.	BULB	W	H	MAX. H	EXT.	WEIGHT	ADDITIONAL DETAILS
18150/1	(1) 100W Med.	10"	10"	48"	-	3 lbs.	3 ft. of chain
18151/2	(2) 60W Med.	17"	11"	-	-	7 lbs.	
18152/3	(3) 60W Cand.	13"	12"	52"	-	4 lbs.	
18153/5	(5) 60W Cand.	21"	18"	56"	-	6 lbs.	
18154/4	(4) 60W Cand.	19"	19"	57"	-	7 lbs.	



85002



7044/3



85001



85003



85004



CRISTALLO FIORE

The Deep Rust finish of the Cristallo Fiore collection sets the backdrop for an elegant array of hand-blown glass florets. The neatly wrapped bouquet with drops of amber and clear crystal, add distinguishing design elements, indicative of Italian creativity.



ITEM NO.	BULB	W	H	WEIGHT	ADDITIONAL DETAILS
7044/3	(3) 60W Cand.	19"	13"	8 lbs.	
85001	(3) 60W Cand.	17"	18"	6 lbs.	
85002	(6) 60W Cand.	29"	26"	14 lbs.	
85003	(9) 60W Cand.	33"	31"	20 lbs.	
85004	(18) 60W Cand.	56"	81"	66 lbs.	



7050/1



7047/6



8090/2



18096/3



18093/1



7043/2



7046/3



8092/6



8091/3



ITEM NO.	BULB	W	H	EXT.	WEIGHT	ADDITIONAL DETAILS
7043/2	(2) 60W Cand.	14"	24"	8"	5 lbs.	
7046/3	(3) 60W Cand.	27"	12"	-	7 lbs.	
7047/6	(6) 60W Med.	38"	13"	-	17 lbs.	
7050/1	(1) 100W Med.	6"	14"	9"	3 lbs.	

ITEM NO.	BULB	W	H	EXT.	WEIGHT	ADDITIONAL DETAILS
8090/2	(2) 60W Cand.	15"	18"	6"	3 lbs.	Pink porcelain roses and crystal
8091/3	(3) 60W Cand.	18"	18"	-	7 lbs.	Pink porcelain roses and crystal
8092/6	(6) 60W Cand.	22"	20"	-	10 lbs.	Pink porcelain roses and crystal
18093/1	(1) 60W Cand.	7"	12"	6"	2 lbs.	Pink porcelain roses and crystal
18096/3	(3) 60W Cand.	17"	8"	-	6 lbs.	Pink porcelain roses and crystal

CRISTALLO FIORE

HERITAGE

This series is a tribute to England's first porcelain manufacturers dating back to the mid-18th century. Factories of the time developed product for the aristocratic market. Although many are no longer in operation, the techniques used then still apply today of hand-working molds and patterns. The strength and non-porous nature of porcelain allow intricate details and shapes as evidenced in the exquisite flowers accenting this series. This collection has crystal accents and intertwined branches finished in Cream.



9108/6+3




9105/4




9107/4+2


B R I L L A R É

An arrangement of multi-colored crystal florets sets a lovely theme for any décor. This collection is set apart from others with its bold, rich colors throughout, as well as vines that seem to grow naturally in various directions. Notice the crystal tips on the ends of the vines that resemble a drop of freshly fallen rain.

ITEM NO.	BULB	W	H	WEIGHT	ADDITIONAL DETAILS
9105/4	(4) 40W G9 (included)	36"	10"	19 lbs.	
9107/4+2	(6) 40W G9 (included)	32"	26"	14 lbs.	
9108/6+3	(9) 40W G9 (included)	36"	34"	24 lbs.	



16050



16052/2



86051



86052



86054



86053



H U A R C O


The true source of the Amazon was discovered in 1953 to be a small stream, The Huarco, in the Andes Mountains of Peru. The thick canopy of foliage that surrounds this meandering waterway was the inspiration for the collection. The refreshing green leaves invoke a feeling of a tropical rain forest. Complimenting the hand-blown amber glass, the base of each blossom is adorned with chestnut hues claspng clear crystal droplets.

ITEM NO.	BULB	W	H	EXT.	WEIGHT	ADDITIONAL DETAILS
16050	(2) 40W G9 (included)	16"	12"	10"	3 lbs.	Sconce
16052/2	(2) 40W G9 (included)	20"	33"	9"	4 lbs.	Sconce
86051	(3) 40W G9 (included)	16"	19"	-	5 lbs.	
86052	(3) 40W G9 (included)	23"	16"	-	6 lbs.	
86053	(6) 40W G9 (included)	28"	24"	-	12 lbs.	
86054	(8) 40W G9 (included)	28"	24"	-	13 lbs.	




20092/6





20058/2




20089/3




20088/2




20059/4




W I N T E R B E R R Y

The Winterberry collection offers a multitude of clear glass balls accenting the Antique Darkwood finished branches. This series has the appearance of branches covered with frozen water droplets that seemingly grow through its cream fabric shade and translucent diffuser.

ITEM NO.	BULB	W	H	MAX. H	EXT.	WEIGHT	ADDITIONAL DETAILS
20058/2	(2) 60W Med.	14"	22"	-	7"	5 lbs.	Sconce
20059/4	(4) 60W Med.	22"	37"	-	-	19 lbs.	
20088/2	(2) 60W Med.	14"	36"	-	9"	4 lbs.	Sconce
20089/3	(3) 60W Med.	16"	15"	-	-	3 lbs.	Semi Flush
20092/6	(6) 60W Cand.	28"	29"	67"	-	21 lbs.	



ASBURY

Achieving a cohesive balance of diffused light and beautiful sculpture, our nature-inspired Asbury Collection features a graceful drum shade surrounded by blossoming “sprigs” whose tips are adorned with large, faceted crystal “buds”. Choose between an Aged Silver finish with a silver organza shade or Spanish Bronze with a beige organza shade.

ITEM NO.	BULB	W	H	MAX. H	EXT.	WEIGHT	ADDITIONAL DETAILS
16280/2	(2) 60W Cand.	11"	23"	-	7"	4 lbs.	Aged Silver finish
16281/3	(3) 60W Cand.	19"	18"	-	-	7 lbs.	Aged Silver finish
16282/4	(4) 60W Cand.	26"	27"	66"	-	9 lbs.	Aged Silver finish
16283/6	(6) 60W Cand.	32"	35"	74"	-	13 lbs.	Aged Silver finish
16292/4	(4) 60W Cand.	26"	27"	66"	-	9 lbs.	Spanish Bronze finish
16293/6	(6) 60W Cand.	32"	35"	74"	-	13 lbs.	Spanish Bronze finish



12008/1



4021/1



4041/3



2391/1



2395/3



4040/3



413-AS



2396/5



2392/2



ITEM NO.	BULB	W	H	WEIGHT	ADDITIONAL DETAILS
413-AS	(3) 60W Cand.	15"	18"	14 lbs.	Antique Silver finish, clear crystal
4021/1	(1) 60W Med.	12"	16"	5 lbs.	Rust finish, clear crystal
4040/3	(3) 60W Cand.	13"	18"	3 lbs.	Antique White finish, clear and pink crystal
4041/3	(3) 60W Cand.	13"	15"	3 lbs.	Antique White finish, clear and pink crystal
12008/1	(1) 60W Cand.	10"	16"	4 lbs.	Antique White finish, pink crystal

ITEM NO.	BULB	W	H	EXT.	WEIGHT	ADDITIONAL DETAILS
2391/1	(1) 60W Cand.	6"	14"	10"	4 lbs.	Shades included
2392/2	(2) 60W Cand.	17"	14"	9"	4 lbs.	Shades included
2395/3	(3) 60W Cand.	20"	24"	-	8 lbs.	Shades included
2396/5	(5) 60W Cand.	23"	24"	-	12 lbs.	Shades included

ELISE

These petite chandeliers offer a waterfall of crystal accents to add a touch of class to intimate spaces.

PRINCESS

The choice of a princess for her palace, this collection exudes graceful elegance with the pristine splendor of crystal. Silk string shades and iced glass add to the palatial ambiance that radiates from this collection. Finished in Polished Chrome.



4002/5




4001/3



4003/6+3

Crystal Colors



4011/3



4012/5



4013/6+3

OPULENCE

Gorgeous collection with five crystal color options and two finishes.

ITEM NO.	BULB	W	H	EXT.	WEIGHT	ADDITIONAL DETAILS
4001/3	(3) 60W Cand.	17"	22"	-	6 lbs.	Antique White finish, shown with Rose Crystal
4002/5	(5) 60W Cand.	20"	25"	-	9 lbs.	Antique White finish, shown with Rose Crystal
4003/6+3	(9) 60W Cand.	25"	28"	-	12 lbs.	Antique White finish, shown with Rose Crystal
4011/3	(3) 60W Cand.	17"	22"	-	6 lbs.	Rust finish, shown with Amber Crystal
4012/5	(5) 60W Cand.	20"	25"	-	9 lbs.	Rust finish, shown with Amber Crystal
4013/6+3	(9) 60W Cand.	25"	28"	-	12 lbs.	Rust finish, shown with Amber Crystal

* Please indicate crystal color at end of item number (AMB) for Amber, (AQ) for Aqua, (CL) for Clear, (LM) for Lime, and (RS) for Rose



31501/6




31500/2




ITEM NO.	BULB	W	H	MAX. H	EXT.	WEIGHT	ADDITIONAL DETAILS
31500/2	(2) 60W Cand.	15"	11"	-	-	10 lbs.	
31501/6	(6) 60W Cand.	23"	26"	67"	-	10 lbs.	

AUBREE

This collection offers highly polished K9 crystal beads and rectangle crystals that capture the light in an unimaginable array of sparkling beauty. The machined aluminum candle covers capture light while the Polished Nickel finish bounces the shimmering light textures among the sweeping lines.



45055/4





45056/6


ITEM NO.	BULB	W	H	MAX. H	EXT.	WEIGHT	ADDITIONAL DETAILS
45055/4	(4) 60W Cand.	18"	18"	56"	-	5 lbs.	
45056/6	(6) 60W Cand.	28"	25"	63"	-	9 lbs.	

LIVONIA

The Livonia Chandelier showcases a cusp-and-barb silhouette, elegant arching arms and a Polished Gold finish that enhances the angular metalwork.



15044/12+6



15042/5



Shown as semi-flush

15041/3



15040/2



15043/6+3



G L O U C E S T E R

The Gloucester collection reflects the romance of old world Europe. Finished in Weathered Bronze, this series features graceful wrought iron metalwork, candlestick styled bobeches, and a twisted center column.

ITEM NO.	BULB	W	H	EXT.	WEIGHT	ADDITIONAL DETAILS
15040/2	(2) 60W Cand.	14"	18"	6"	2 lbs.	
15041/3	(3) 60W Cand.	12"	17"	-	3 lbs.	
15042/5	(5) 60W Cand.	24"	27"	-	7 lbs.	
15043/6+3	(9) 60W Cand.	36"	38"	-	11 lbs.	
15044/12+6	(18) 60W Cand.	60"	77"	-	46 lbs.	



ITEM NO.	BULB	W	H	EXT.	WEIGHT	ADDITIONAL DETAILS
2183/6	(6) 60W Cand.	23"	28"	-	13 lbs.	Fabric shade #1081 optional
2184/6+3	(9) 60W Cand.	32"	40"	-	19 lbs.	Fabric shade #1081 optional

EMILION

Drawing inspiration from the creative spirit of the French Renaissance, Emilion incorporates styles indicative of the era, blending natural influences with elegant charm. The Burnt Bronze finished metalwork allows the crystal embellishments to radiate. The distinctive attributes meld together to form a compelling statement of originality.



ITEM NO.	BULB	W	H	MAX. H	EXT.	WEIGHT	ADDITIONAL DETAILS
32150/3	(3) 60W Cand.	13"	18"	56"	-	8 lbs.	
32151/4	(4) 60W Cand.	17"	25"	63"	-	12 lbs.	
32152/5	(5) 60W Cand.	21"	30"	68"	-	15 lbs.	

BELGIQUE

Glamorous and unique, the Belgique collection features a crystal-adorned, Malted Rust-finished central chandelier contained inside a bold Oil Rubbed Bronze finished framework with scalloped edges. The taller stance lends itself toward elegant entryways or perhaps a pair above an island or dining room table.



52025/6+3+3



52021/3



52024/6+3

P O R T O C R I S T O

The Porto Cristo collection has a Tuscan influence of gentle scrollwork, elegant proportions, and hanging pendulogues. A Palermo Rust finish is contrasted with birch accents.

ITEM NO.	BULB	W	H	MAX. H	EXT.	WEIGHT	ADDITIONAL DETAILS
52021/3	(3) 60W Cand.	20"	22"	60"	-	8 lbs.	
52024/6+3	(9) 60W Cand.	37"	42"	79"	-	17 lbs.	
52025/6+3+3	(12) 60W Cand.	42"	53"	126"	-	22 lbs.	



52023/6




52020/3




Shown as semi-flush 19" H



52022/5


P O R T O C R I S T O

ITEM NO.	BULB	W	H	MAX. H	EXT.	WEIGHT	ADDITIONAL DETAILS
52020/3	(3) 60W Cand.	14"	19"	56"	-	4 lbs.	
52022/5	(5) 60W Cand.	28"	28"	66"	-	12 lbs.	
52023/6	(6) 60W Cand.	42"	30"	67"	26"	14 lbs.	



9325/1



9326/3



362-VA



70021-1



9327/5



366-VA



ITEM NO.	BULB	W	H	EXT.	WEIGHT	ADDITIONAL DETAILS
9325/1	(1) 60W Med.	6"	19"	-	3 lbs.	
9326/3	(3) 60W Med.	17"	17"	-	7 lbs.	
9327/5	(5) 60W Med.	24"	19"	-	11 lbs.	

LAWRENCEVILLE

With a casual elegance and a touch of classic styling, the Lawrenceville Collection will enhance and bring warmth to any room setting. Relaxed proportions, antique amber glass, and Mocha finish will make for an attractive, yet understated ambiance.

ITEM NO.	BULB	W	H	EXT.	WEIGHT	ADDITIONAL DETAILS
362-VA	(1) 100W Med.	16"	21"	-	12 lbs.	
366-VA	(6) 75W Med.	28"	26"	-	29 lbs.	
70021-1	(1) 75W Med.	8"	11"	-	2 lbs.	

TIFFANY BUCKINGHAM

The Tiffany Buckingham Collection sports our popular iron hardware and has a new stained glass design for a fashion-forward aesthetic.

Due to its hand-made nature, each piece of tiffany glass will vary slightly in color and pattern.



361-VA




369-VA




363-VA





990-D




941-TB





70023-4


T I F F A N Y B U C K I N G H A M

ITEM NO.	BULB	W	H	EXT.	WEIGHT	ADDITIONAL DETAILS
363-VA	(3) 75W Med.	21"	20"	-	14 lbs.	
369-VA	(1) 75W Med.	10"	25"	-	10 lbs.	48" Chain
361-VA	(1) 75W Med.	8"	9"	9"	4 lbs.	Can be mounted up or down
941-TB	(3) 75W Med.	16"	8"	-	10 lbs.	White Tiffany Glass
990-D	(2) 60W Med.	12"	5"	-	7 lbs.	Fan Kit/Ceiling Mount, White Tiffany Glass
70023-4	(4) 100W Med.	44"	18"	14"	28 lbs.	Tiffany Bronze

Due to its hand-made nature, each piece of tiffany glass will vary slightly in color and pattern.




08014-TBH




08018-TBH




08015-TBH





70098-2




70114-1




08016-TBH


LATHAM

Inspired by an unconventional approach, this collection is noted for its high level of acceptance. Neutral colors accented by the clear water glass add to the contrast of light. Each shade is trimmed with solid brass beading and finished with Tiffany Bronze hardware with highlights.

ITEM NO.	BULB	W	H	EXT.	WEIGHT	ADDITIONAL DETAILS
08014-TBH	(1) 75W Med.	7"	11"	9"	4 lbs.	
08015-TBH	(3) 75W Med.	16"	15"	-	7 lbs.	
08016-TBH	(3) 60W Cand.	21"	19"	-	11 lbs.	
08018-TBH	(1) 75W Med.	7"	27"	-	5 lbs.	18" Stem 36" Chain
70098-2	(2) 60W Med.	16"	8"	8"	3 lbs.	
70114-1	(1) 75W Med.	8"	11"	-	2 lbs.	

Due to its hand-made nature, each piece of tiffany glass will vary slightly in color and pattern.




622-AB




621-AB




08030-AB





629-AB




D1852




70113-4


FILIGREE

Making a grand statement the Filigree series offers lacey ornamental openwork composed of intertwined wire threads of brass. Each panel is hand-soldered over the glass panel to add dimensional beauty to each shade. The hardware is finished in a classic Aged Bronze to complete the majestic presentation.

ITEM NO.	BULB	W	H	EXT.	WEIGHT	ADDITIONAL DETAILS
08030-AB	(2) 60W Med.	14"	8"	4"	2 lbs.	Pocket Sconce ADA Compliant
621-AB	(3) 75W Med.	14"	13"	-	12 lbs.	
622-AB	(3) 100W Med.	22"	35"	-	20 lbs.	
629-AB	(1) 75W Med.	7"	39"	-	6 lbs.	18" Stem 36" Chain
70113-4	(4) 100W Med.	44"	18"	14"	28 lbs.	Tiffany Bronze
D1852	(2) 60W Med.	16"	22"	-	8 lbs.	

Due to its hand-made nature, each piece of tiffany glass will vary slightly in color and pattern.




934-CB




999-10





078-TB-10




997-AW-10




611-CB





071-TB-10




079-TB-10




080-TB-10


JEWELSTONE

The Tiffany shades of the Jewelstone Collection display attractively arrayed glass in a rainbow of colors. Assembled using hundreds of vibrantly hued half-circle, square, and rectangular stained glass pieces, these portables and fixtures are true eye-catchers. Complemented in our Classic Bronze finish.

ITEM NO.	BULB	W	H	EXT.	WEIGHT	ADDITIONAL DETAILS
071-TB-10	(1) 75W Med.	6"	10"	7"	5 lbs.	Tiffany Bronze finish
078-TB-10	(1) 75W Med.	6"	24"	-	5 lbs.	Tiffany Bronze finish, 18" Stem 36" Chain
079-TB-10	(1) 75W Med.	7"	12"	24"	5 lbs.	Swingarm Sconce, Tiffany Bronze finish
080-TB-10	(1) 60W Cand.	6"	13"	-	5 lbs.	Tiffany Bronze finish
611-CB	(3) 75W Med.	20"	16"	-	18 lbs.	Classic Bronze finish
934-CB	(3) 75W Med.	16"	8"	-	10 lbs.	Classic Bronze finish
997-AW-10	(3) 75W Med.	14"	16"	-	13 lbs.	Aged Walnut finish, 18" of chain per socket included
999-10	(1) 75W Med.	6"	-	-	3 lbs.	Fan Glass with 2 1/4" fitter neck

Due to its hand-made nature, each piece of tiffany glass will vary slightly in color and pattern.

999-1



Size: W: 5 1/2"
Lamp: (1) 75W Med.
Weight: 3 lbs.

999-3



Size: W: 7 1/2"
Lamp: (1) 75W Med.
Weight: 3 lbs.

999-4



Size: W: 6"
Lamp: (1) 75W Med.
Weight: 3 lbs.

999-7



Size: W: 6"
Lamp: (1) 75W Med.
Weight: 3 lbs.

999-9



Size: W: 5 1/2"
Lamp: (1) 75W Med.
Weight: 3 lbs.

999-10



Size: W: 5 1/2"
Lamp: (1) 75W Med.
Weight: 3 lbs.

999-12



Size: W: 5 1/2"
Lamp: (1) 75W Med.
Weight: 3 lbs.

999-13



Size: W: 6"
Lamp: (1) 75W Med.
Weight: 3 lbs.

999-17



Size: W: 5 1/4"
Lamp: (1) 75W Med.
Weight: 3 lbs.

999-19



Size: W: 5 1/4"
Lamp: (1) 75W Med.
Weight: 3 lbs.

999-21



Size: W: 5 1/4"
Lamp: (1) 75W Med.
Weight: 3 lbs.

999-28



Size: W: 6"
Lamp: (1) 75W Med.
Weight: 3 lbs.



071-TB-01



071-TB-03



071-TB-04



071-TB-07



071-TB-09



071-TB-10



071-TB-12



071-TB-13



071-TB-17



071-TB-19



071-TB-21



071-TB-28



Tiffany Bronze Finish Lamp: (1) 75W Med.
Size: W: 6" H: 10" Ext: 7" Weight: 5 lbs.

MIX - N - MATCH SHADES

Due to its hand-made nature, each piece of tiffany glass will vary slightly in color and pattern.

MIX - N - MATCH SHADES

Due to its hand-made nature, each piece of tiffany glass will vary slightly in color and pattern.



080-TB-03



080-TB-07



080-TB-13



72077-1



72080-1



72081-1



72078-1



72079-3



ITEM NO.	BULB	W	H	MAX. H	EXT.	WEIGHT	ADDITIONAL DETAILS
080-TB-03	(1) 60W Cand.	6"	13"	-	-	5 lbs.	Tiffany Bronze finish, Grape Trellis Collection
080-TB-07	(1) 60W Cand.	6"	13"	-	-	5 lbs.	Tiffany Bronze finish, Grapevine collection
080-TB-13	(1) 60W Cand.	6"	13"	-	-	5 lbs.	Tiffany Bronze finish, English Ivy Collection
72080-1	(1) 60W Med.	16"	22"	-	-	8 lbs.	Zinc cast base, tiffany shade, Brimford Collection
72081-1	(1) 60W Med.	16"	22"	-	-	7 lbs.	Zinc cast base, tiffany shade, Rosedale Collection

ITEM NO.	BULB	W	H	MAX. H	EXT.	WEIGHT	ADDITIONAL DETAILS
72077-1	(1) 60W Med.	13"	6"	-	7"	3 lbs.	Pocket Sconce
72078-1	(1) 60W Med.	13"	19"	-	-	6 lbs.	
72079-3	(2) 60W Med. (1) 60 Cand.	18"	26"	-	-	14 lbs.	

L A M P S

D R A G O N F L Y

This classic tiffany series uses a dragonfly pattern as its motif. There are multi-hued beads interlaced within the tiffany glass shade. Each lamp has a cast zinc base.



19102/4




19103/4




56540/3




66310-3


ITEM NO.	BULB	W	H	MAX. H	EXT.	WEIGHT	ADDITIONAL DETAILS
19102/4	(4) 60W Cand.	24"	31"	70"	-	9 lbs.	Speckled Silver finish
19103/4	(4) 60W Cand.	26"	32"	72"	-	8 lbs.	Blackened Silver finish

M A R I A N A

This series features fixtures that use mirror as the foremost design element. Each item has a unique silhouette that blends old world elegance with modern allure.

ITEM NO.	BULB	W	H	MAX. H	EXT.	WEIGHT	ADDITIONAL DETAILS
56540/3	(3) 60W Cand.	10"	25"	64"	-	8 lbs.	Crosswell Collection, Oil Rubbed Bronze finish
66310-3	(3) 60W Cand.	9"	23"	-	-	6 lbs.	Yorkville Collection, Oiled Bronze finish

C R O S S W E L L

The Crosswell lantern recalls historic colonial design combined with horizontally lined glass hung from an Oil Rubbed Bronze frame.

Y O R K V I L L E

This charming Colonial style lantern collection features clear water glass with hardware finished in Oiled Bronze.



ITEM NO.	BULB	W	H	EXT.	WEIGHT	ADDITIONAL DETAILS
46020/1	(1) 60W Med.	6"	10"	-	2 lbs.	(1) 6" & (3) 12" extension rods w/hang straight included
46021/3	(3) 60W Cand.	14"	21"	-	3 lbs.	
46022/4	(4) 60W Cand.	19"	28"	-	5 lbs.	
46028/2	(2) 60W Med.	12"	7"	-	4 lbs.	

C H E L T H A M

The allure of the Cheltham collection is the design of the champagne plated glass which has a symmetrical ripple pattern that exudes a brilliant array of light. Further accentuating the appeal is a band of alternating champagne and clear crystals that adorn the top of the glass. The metalwork is finished in Mocha which complements the hue of the glass.



ITEM NO.	BULB	W	H	MAX. H	EXT.	WEIGHT	ADDITIONAL DETAILS
22000/2	(2) 60W Cand.	12"	7"	-	7"	3 lbs.	Pocket Sconce
22001/6	(6) 60W Med.	23"	26"	-	-	15 lbs.	
22002/2	(2) 60W Med.	14"	6"	-	-	5 lbs.	
22003/2	(2) 60W Med.	14"	10"	49"	-	7 lbs.	
22004/4	(4) 60W Med.	18"	17"	55"	-	9 lbs.	

P R E S T O N

This English inspired design has solid Brushed Brass construction with curved frosted glass panels elegantly arranged around the perimeter. Each panel has a cast brass medallion at the center of each curved glass for a regal enhancement.



22011/3



Shown as semi-flush 21" H



22017/3



22013/8



22012/4



Shown as semi-flush 20" H



22015/1



22014/4



Shown as semi-flush 20" H

DECOSTAR

This series emanates an exciting star-shaped pattern with a timeless art deco flair. The design features sharp, dramatic angles made of frosted glass or mercury glass held by a solid Brushed Brass or Oil Rubbed Bronze frame.

ITEM NO.	BULB	W	H	MAX. H	EXT.	WEIGHT	ADDITIONAL DETAILS
22011/3	(3) 60W Cand.	21"	6"	-	-	8 lbs.	
22012/4	(4) 60W Med.	25"	22"	61"	-	11 lbs.	
22013/8	(8) 60W Med.	43"	23"	98"	-	18 lbs.	
22014/4	(4) 60W Med.	25"	22"	61"	-	11 lbs.	
22015/1	(1) 60W Cand.	14"	8"	-	6"	2 lbs.	Pocket Sconce
22017/3	(3) 60W Cand.	23"	25"	63"	-	14 lbs.	



22020/1



22021/3



ITEM NO.	BULB	W	H	MAX. H	EXT.	WEIGHT	ADDITIONAL DETAILS
22020/1	(1) 60W Med.	12"	13"	52"	-	7 lbs.	
22021/3	(3) 60W Cand.	16"	18"	57"	-	12 lbs.	

R A N D O L P H

This classic globe pendant features curved bound glass with solid Brushed Brass construction.



1110



LED



1111



LED



1112



LED



1113



LED



1101



1102



1092



1099



1103



1114



LED

ITEM NO.	BULB	W	H
1110	4W LED Med. (400 lumens) 2700K, 80CRI	2.5"	5.75"
1111	3W LED Med. (260 lumens) 2700K, 80CRI	1.75"	4.25"
1112	6W LED Cand. (530 lumens) 2700K, 80CRI	1.5"	4.25"
1113	7W LED G9 (430 lumens) 3000K, 80CRI	1.5"	3"
1114	3W LED Med. (330 lumens) 2600K, 80CRI	1.25"	12"

LED BULBS

Energy saving dimmable filament bulbs offered in a range of sizes and styles. Low power consumption G9 LED bulb also available.

ITEM NO.	BULB	W	H
1092	60W Med.	2.5"	5"
1099	60W Med.	1.25"	7"
1101	40W Cand.	1"	3.5"
1102	60W Med.	1.75"	4.25"
1103	60W Med.	1.25"	12"

VINTAGE FILAMENT BULBS

These dimmable nostalgic light bulbs will enhance the look of any fixture especially those with visible bulbs.



TRANSITIONAL



67756/10



67755/6

M A N D E V I L L E

The Mandeville collection melds characteristics of vertical energy, crisp symmetry and sharp geometrics producing a design of modern luxury. Rich Oiled Rubbed Bronze accents contrast the Satin Brass finish.



ITEM NO.	BULB	W	H	MAX. H	EXT.	WEIGHT	ADDITIONAL DETAILS
67755/6	(6) 60W Cand.	31"	7"	49"	11"	10 lbs.	Bulb #1101 optional (1) 6", (1) 12" & (1) 24" extension rods w/hang straight included
67756/10	(10) 60W Cand.	60"	7"	49"	13"	17 lbs.	Bulb #1101 optional (1) 6", (1) 12" & (1) 24" extension rods w/hang straight included



67758/8

67757/6



67750/1



67754/4

M A N D E V I L L E

ITEM NO.	BULB	W	H	MAX. H	EXT.	WEIGHT	ADDITIONAL DETAILS
67750/1	(1) 60W Cand.	3"	7"	-	4"	1 lb.	ADA Compliant, Bulb #1101 optional
67754/4	(4) 60W Cand.	16"	18"	56"	-	9 lbs.	Bulb #1101 optional (1) 6", (1) 12" & (1) 18" extension rods w/hang straight included
67757/6	(6) 60W Cand.	23"	18"	58"	-	7 lbs.	Bulb #1101 optional (1) 6", (1) 12" & (1) 18" extension rods w/hang straight included
67758/8	(8) 60W Cand.	31"	21"	61"	-	10 lbs.	Bulb #1101 optional (1) 6", (1) 12" & (1) 18" extension rods w/hang straight included



11844/8




11846/3




11840/2


11841/4




11845/1




11842/5




11843/6


STANTON


The Stanton Collection reinterprets the globe into a modern classic. A key design feature is the curving arms that mount from the outer framework and extend inward, which leaves the center open and airy. Choose between a two-tone Weathered Zinc/Brushed Nickel finish or Matte Gold.

ITEM NO.	BULB	W	H	MAX. H	EXT.	WEIGHT	ADDITIONAL DETAILS
11840/2	(2) 60W Cand.	15"	14"	-	6"	3 lbs.	
11841/4	(4) 60W Cand.	16"	18"	-	-	5 lbs.	
11842/5	(5) 60W Cand.	22"	33"	72"	-	9 lbs.	
11843/6	(6) 60W Cand.	25"	29"	68"	-	11 lbs.	
11844/8	(8) 60W Cand.	35"	40"	79"	-	17 lbs.	
11845/1	(1) 100W Med.	10"	11"	63"	-	2 lbs.	Bulb #1092 optional
11846/3	(3) 60W Cand.	19"	23"	62"	-	7 lbs.	




12844/8




12846/3




12840/2


12841/4





12842/5




12843/6




12845/1


S T A N T O N

ITEM NO.	BULB	W	H	MAX. H	EXT.	WEIGHT	ADDITIONAL DETAILS
12840/2	(2) 60W Cand.	15"	14"	-	6"	3 lbs.	
12841/4	(4) 60W Cand.	16"	18"	-	-	5 lbs.	
12842/5	(5) 60W Cand.	22"	33"	72"	-	9 lbs.	
12843/6	(6) 60W Cand.	25"	29"	68"	-	11 lbs.	
12844/8	(8) 60W Cand.	35"	40"	79"	-	17 lbs.	
12845/1	(1) 100W Med.	10"	11"	63"	-	2 lbs.	Bulb #1092 optional
12846/3	(3) 60W Cand.	19"	23"	62"	-	7 lbs.	



65309/12+6+3



65307/4



65301/1




65306/4



AGATE STONES

Agate is a naturally formed rock, most associated with ancient volcanic lava flows. The vivid color and distinct layers are apparent, especially viewed in front of a light source. This collection is made from pieces of genuine agate which are ground and polished inside a tumbler. The final stones are smooth, yet with slight variations from each other, giving the complete fixture its naturally textured appearance. Choose from various applications with multiple stone color and finish combinations.

ITEM NO.	BULB	W	H	MAX. H	EXT.	WEIGHT	ADDITIONAL DETAILS
65301/1	(1) 60W Med.	10"	17"	-	6"	6 lbs.	Sconce, Weathered Bronze finish, gray agate stones
65306/4	(4) 60W Med.	36"	11"	69"	12"	28 lbs.	Weathered Bronze finish, gray agate stones (1) 18" extension rod included
65307/4	(4) 60W Cand.	17"	22"	61"	-	16 lbs.	Weathered Bronze finish, gray agate stones
65309/12+6+3	(21) 60W Cand.	47"	50"	125"	-	95 lbs.	Weathered Bronze finish, gray agate stones



A G A T E S T O N E S

ITEM NO.	BULB	W	H	MAX. H	EXT.	WEIGHT	ADDITIONAL DETAILS
65300/1	(1) 60W Med.	7"	11"	-	6"	6 lbs.	Weathered Bronze finish, gray agate stones
65304/3	(3) 60W Med.	16"	16"	-	-	13 lbs.	Weathered Bronze finish, gray agate stones
65305/1	(1) 60W Med.	6"	12"	50"	-	5 lbs.	Weathered Bronze finish, gray agate stones
65308/5	(5) 60W Cand.	18"	28"	67"	-	25 lbs.	Weathered Bronze finish, gray agate stones
65315/1	(1) 60W Med.	6"	12"	50"	-	5 lbs.	Weathered Bronze finish, dark brown agate stones
65325/1	(1) 60W Med.	6"	12"	50"	-	5 lbs.	Off-White finish, light jade agate stones
65330/1	(1) 60W Med.	6"	12"	50"	-	5 lbs.	Off-White finish, white/pink agate stones
65340/1	(1) 60W Med.	6"	12"	50"	-	5 lbs.	Off-White finish, purple agate stones
65359/6	(6) 60W Cand.	25"	38"	77"	-	22 lbs.	Satin Brass finish, gray agate stones



10159/6+3




10120/3




10113/2




10119/3




10121/6


DIONE

The Dione collection utilizes sleek lines with laser cut oval accents to achieve a perfect balance. Choose between a sleek Polished Nickel finish or a more classic Oil Rubbed Bronze with Brushed Antique Brass accents.

ITEM NO.	BULB	W	H	MAX. H	EXT.	WEIGHT	ADDITIONAL DETAILS
10113/2	(2) 60W Cand.	15"	23"	-	5"	4 lbs.	Sconce, Polished Nickel finish
10119/3	(3) 60W Cand.	9"	17"	-	-	3 lbs.	Polished Nickel finish
10120/3	(3) 60W Cand.	12"	26"	65"	-	5 lbs.	Polished Nickel finish
10121/6	(6) 60W Cand.	25"	31"	69"	-	9 lbs.	Polished Nickel finish
10159/6+3	(9) 60W Cand.	32"	40"	78"	-	14 lbs.	Polished Nickel finish



10516/6+3





10514/3




10513/2




10515/6




10519/3



D I O N E

ITEM NO.	BULB	W	H	MAX. H	EXT.	WEIGHT	ADDITIONAL DETAILS
10513/2	(2) 60W Cand.	15"	23"	-	5"	4 lbs.	Sconce, Oil Rubbed Bronze with Brushed Antique Brass accents
10514/3	(3) 60W Cand.	12"	26"	65"	-	5 lbs.	Oil Rubbed Bronze with Brushed Antique Brass accents
10515/6	(6) 60W Cand.	25"	31"	69"	-	9 lbs.	Oil Rubbed Bronze with Brushed Antique Brass accents
10516/6+3	(9) 60W Cand.	32"	40"	78"	-	14 lbs.	Oil Rubbed Bronze with Brushed Antique Brass accents
10519/3	(3) 60W Cand.	9"	17"	-	-	3 lbs.	Oil Rubbed Bronze with Brushed Antique Brass accents



81106/1





81107/4





31272/3




81108/6




81105/1




31271/6


ITEM NO.	BULB	W	H	MAX. H	EXT.	WEIGHT	ADDITIONAL DETAILS
81105/1	(1) 60W Med.	11"	15"	54"	-	3 lbs.	Bulb #1092 optional
81106/1	(1) 60W Med.	11"	12"	50"	-	3 lbs.	Bulb #1092 optional
81107/4	(4) 60W Cand.	16"	21"	59"	-	7 lbs.	
81108/6	(6) 60W Cand.	21"	26"	65"	-	12 lbs.	

CRYSTAL WEB

The Crystal Web collection is made from wire that is formed into spheres that are accented with crystal. Finished in Matte Black with Bronze Gold highlights.

ITEM NO.	BULB	W	H	MAX. H	EXT.	WEIGHT	ADDITIONAL DETAILS
31271/6	(6) 60W Cand.	19"	24"	62"	-	17 lbs.	
31272/3	(3) 60W Cand.	10"	9"	-	-	7 lbs.	

RAMIRA

The Ramira series showcases multiple tiers of overlapping clear glass droplets that interact with the rich Oil Rubbed Bronze finish to create an exuberant, layered look.



H E M I S P H E R E S

This dynamic series utilizes the simple geometric shape of circles to form an architectural styled sphere. The crafted metalwork with elegant suspension rods are finished in either Polished Nickel or Oil Rubbed Bronze.

ITEM NO.	BULB	W	H	MAX. H	EXT.	WEIGHT	ADDITIONAL DETAILS
10192/4	(4) 60W Cand.	24"	37"	75"	-	14 lbs.	Polished Nickel finish
10193/6	(6) 60W Cand.	32"	51"	89"	-	18 lbs.	Polished Nickel finish
10393/6	(6) 60W Cand.	32"	51"	89"	-	18 lbs.	Oil Rubbed Bronze finish



P E M B R O K E

Unique in form, the Pembroke collection features a concave arm design for a distinct appearance. Choose from a Polished Nickel finish with light silver drum shades or Brushed Antique Brass with light tan shades.

ITEM NO.	BULB	W	H	MAX. H	EXT.	WEIGHT	ADDITIONAL DETAILS
10122/2	(2) 60W Cand.	19"	12"	-	11"	3 lbs.	Shades included
10123/6	(6) 60W Cand.	31"	31"	-	-	11 lbs.	Shades included
10160/1	(1) 60W Med.	10"	14"	-	10-26"	4 lbs.	Swingarm, Shade included
10162/6	(6) 60W Cand.	24"	30"	67"	-	8 lbs.	Shade included
10263/3	(3) 60W Med.	16"	14"	-	-	7 lbs.	




10262/3


10263/6





10261/2




10260/1




10264/6


P E M B R O K E

ITEM NO.	BULB	W	H	MAX. H	EXT.	WEIGHT	ADDITIONAL DETAILS
10260/1	(1) 60W Med.	10"	14"	-	10-26"	4 lbs.	Swingarm, Shade included
10261/2	(2) 60W Cand.	19"	12"	-	11"	3 lbs.	Shades included
10262/3	(3) 60W Med.	16"	14"	-	-	7 lbs.	
10263/6	(6) 60W Cand.	31"	31"	-	-	11 lbs.	Shades included
10264/6	(6) 60W Cand.	24"	30"	67"	-	8 lbs.	Shade included



31262/3



31260/1



32264/4



31650/3



31651/5



Shown from below



31266/6



31261/2



ITEM NO.	BULB	W	H	EXT.	WEIGHT	ADDITIONAL DETAILS
31260/1	(1) 60W Cand.	5"	11"	7"	2 lbs.	Shade included
31261/2	(2) 60W Cand.	12"	11"	7"	4 lbs.	Shades included
31262/3	(3) 60W Med.	16"	14"	-	7 lbs.	
31266/6	(6) 60W Cand.	29"	22"	-	11 lbs.	Shades included
32264/4	(4) 60W Med.	21"	8"	-	8 lbs.	

BAXTER

This series offers subtle sophistication through its unique frame design and quality details such as turned candle holders and decorative oval shaped links. Beige fabric shades combined with a Brushed Antique Brass finish to acknowledge the collection's historic attributes.

ITEM NO.	BULB	W	H	MAX. H	EXT.	WEIGHT	ADDITIONAL DETAILS
31650/3	(3) 60W Med.	17"	16"	-	-	5 lbs.	
31651/5	(5) 60W Med.	22"	10"	57"	-	9 lbs.	(1) 6", (1) 12" & (1) 18" extension rods w/hang straight included

SELMA

The Selma drum fixtures have a white fabric drum shade complimented with Polished Nickel hardware and a glass diffuser recessed into the shade.



45290/4



45291/6



45293/12



45292/10



45256/1



CRYSTAL RING

Dazzling rings laced with thousands of faceted crystal beads forms the Crystal Ring collection's stunning appearance. The combination of clear crystal and a Polished Chrome finish exudes modern elegance in a shape adaptable to a variety of spaces.

ITEM NO.	BULB	W	H	MAX. H	EXT.	WEIGHT	ADDITIONAL DETAILS
45256/1	(1) 60W Med.	8"	8"	82"	-	4 lbs.	
45290/4	(4) 60W Cand.	13"	7"	-	-	11 lbs.	
45291/6	(6) 60W Cand.	18"	5"	80"	-	17 lbs.	
45292/10	(10) 60W Cand.	28"	6"	81"	-	38 lbs.	
45293/12	(12) 60W Cand.	37"	7"	82"	-	57 lbs.	



57029/4




57027/4




57025/2




57026/1




57024/3




57028/4




57023/1


D I F F U S I O N

The centerpiece of this collection is the antique charm of mercury glass that is modernized through a softly diffusing beige organza drum shade. The clean and simplistic Oil Rubbed Bronze finished metalwork supplies a striking contrast to the lighter colored shades.

ITEM NO.	BULB	W	H	MAX. H	EXT.	WEIGHT	ADDITIONAL DETAILS
57023/1	(1) 100W Med.	6"	24"	-	8"	2 lbs.	
57024/3	(3) 100W Med.	18"	13"	-	-	8 lbs.	
57025/2	(2) 60W Med.	13"	6"	-	-	5 lbs.	
57026/1	(1) 100W Med.	6"	8"	52"	-	3 lbs.	(1) 6" & (2) 12" extension rods w/hang straight included
57027/4	(4) 100W Med.	24"	25"	63"	-	10 lbs.	
57028/4	(4) 100W Med.	34"	10"	54"	9"	11 lbs.	(1) 6", (1) 12" & (1) 24" extension rods w/hang straight included
57029/4	(4) 100W Med.	24"	27"	66"	-	12 lbs.	



14343/4




14342/4



14344/6



14345/1



14341/4



14340/3

NADINA

Horizontal and vertical lines intersect creating a vibrant pattern in the Nadina collection. Finished in Silverdust Iron, this series has single crystal prisms that extend from the top to the bottom of the fixture exuding a deep, refractive appearance.

ITEM NO.	BULB	W	H	MAX. H	EXT.	WEIGHT	ADDITIONAL DETAILS
14340/3	(3) 60W Cand.	16"	8"	-	6"	5 lbs.	Sconce
14341/4	(4) 60W Cand.	37"	24"	63"	11"	25 lbs.	
14342/4	(4) 60W Cand.	15"	18"	57"	-	12 lbs.	
14343/4	(4) 60W Cand.	17"	29"	68"	-	20 lbs.	
14344/6	(6) 60W Cand.	22"	19"	58"	-	18 lbs.	
14345/1	(1) 60W Med.	7"	16"	53"	-	4 lbs.	



46122/2



46123/3



46125/3



46102/2



46103/3



46105/3



L I N D E N M A N O R

The Linden Manor collection features a drum shape made from a textural wall of metal or crystal. A frosted glass diffuser (metal items) or textured clear glass (crystal items) is cleverly recessed into the drum for a smooth, seamless appearance. Various finishes, including Polished Nickel, Brushed Nickel, Aged Brass and Oil Rubbed Bronze are adaptable into any color scheme.



ITEM NO.	BULB	W	H	MAX. H	EXT.	WEIGHT	ADDITIONAL DETAILS
46102/2	(2) 60W Med.	12"	5"	-	-	10 lbs.	Polished Nickel finish
46103/3	(3) 60W Med.	16"	5"	-	-	15 lbs.	Polished Nickel finish
46105/3	(3) 100W Med.	20"	26"	80"	-	22 lbs.	Polished Nickel finish
46122/2	(2) 60W Med.	12"	5"	-	-	10 lbs.	Aged Brass finish
46123/3	(3) 60W Med.	16"	5"	-	-	15 lbs.	Aged Brass finish
46125/3	(3) 100W Med.	20"	26"	80"	-	22 lbs.	Aged Brass finish



46132/2



46133/3



46135/3



46112/2



46113/3



46115/3



L I N D E N M A N O R

ITEM NO.	BULB	W	H	MAX. H	EXT.	WEIGHT	ADDITIONAL DETAILS
46112/2	(2) 60W Med.	12"	5"	-	-	10 lbs.	Brushed Nickel finish
46113/3	(3) 60W Med.	16"	5"	-	-	15 lbs.	Brushed Nickel finish
46115/3	(3) 100W Med.	20"	26"	80"	-	22 lbs.	Brushed Nickel finish
46132/2	(2) 60W Med.	12"	5"	-	-	10 lbs.	Oil Rubbed Bronze finish
46133/3	(3) 60W Med.	16"	5"	-	-	15 lbs.	Oil Rubbed Bronze finish
46135/3	(3) 100W Med.	20"	26"	80"	-	22 lbs.	Oil Rubbed Bronze finish



70210/1



70213/2



72134/3



70212/3



70211/1



72135/5



ITEM NO.	BULB	W	H	MAX. H	EXT.	WEIGHT	ADDITIONAL DETAILS
70210/1	(1) 60W Med.	11"	7"	-	6"	3 lbs.	Sconce
70211/1	(1) 60W Med.	8"	7"	45"	-	3 lbs.	(2) 6" & (2) 12" extension rods w/hang straight included
70212/3	(3) 60W Med.	18"	20"	60"	-	11 lbs.	
70213/2	(2) 100W Med.	14"	10"	-	-	6 lbs.	

ITEM NO.	BULB	W	H	MAX. H	EXT.	WEIGHT	ADDITIONAL DETAILS
72134/3	(3) 60W Med.	14"	10"	53"	-	6 lbs.	(1) 6" & (3) 12" extension rods w/hang straight included
72135/5	(5) 60W Cand.	18"	30"	69"	-	12 lbs.	

ETHAN

Blending jazzy mid-century design patterns with the essence of classic Tiffany, the Ethan collection is a stylish, geometric mosaic of silver mercury and rippled glass. Distinctive Tiffany Bronze hardware defines the framework.

LINEAGE

The Lineage pendant has a textured clear and amber/green glass striped and scalloped drum shade for a warm diffusion of light and an Oil Rubbed Bronze finish.



14051/3




14052/6




14050/1


ITEM NO.	BULB	W	H	EXT.	WEIGHT	ADDITIONAL DETAILS
14050/1	(1) 60W Med.	14"	16"	9"	7 lbs.	Pocket Sconce
14051/3	(3) 60W Med.	19"	17"	-	12 lbs.	
14052/6	(6) 60W Med.	26"	22"	-	19 lbs.	

CUMBERLAND

An outer drum made of criss-crossing iron finished in Classic Bronze encloses a light amber organza diffuser. An additional layering element is the matching finished mini-chandelier, within the fixture, that is properly accented with frosted blown glass shades.



70223/1




70224/1




Shown as semi-flush 9" H



70225/3




70226/3


ITEM NO.	BULB	W	H	MAX. H	EXT.	WEIGHT	ADDITIONAL DETAILS
70223/1	(1) 60W Cand.	9"	10"	-	5"	4 lbs.	Sconce
70224/1	(1) 60W Med.	8"	6"	46"	-	3 lbs.	(2) 6" & (2) 12" extension rods w/hang straight included
70225/3	(3) 60W Med.	16"	6"	43"	-	9 lbs.	(2) 6" & (2) 12" extension rods w/hang straight included
70226/3	(3) 100W Med.	21"	7"	67"	-	13 lbs.	

MIRAGE

The Mirage collection features a shade in shade design, with off-white art glass inside a seedy glass exterior. Thin lines of Tiffany Bronze help define the shape.



70254/3




70251/2




70252/1





Shown as semi-flush 15" H



70250/1




70253/3


MINDEN

The Minden collection has an outer frame of rectangles fitted with frosted seedy glass. The glass array exudes a soft and satin appearance against the inner tan mica drum shade. A frosted glass diffuser and Tiffany Bronze finish complete this fresh aesthetic.

ITEM NO.	BULB	W	H	MAX. H	EXT.	WEIGHT	ADDITIONAL DETAILS
70250/1	(1) 60W Cand.	8"	10"	-	4"	2 lbs.	Sconce, ADA Compliant
70251/2	(2) 60W Med.	14"	11"	-	-	6 lbs.	
70252/1	(1) 60W Med.	7"	7"	46"	-	3 lbs.	(2) 6" & (2) 12" extension rods w/hang straight included
70253/3	(3) 100W Med.	18"	6"	45"	-	8 lbs.	(2) 6" & (2) 12" extension rods w/hang straight included
70254/3	(3) 100W Med.	24"	27"	66"	-	12 lbs.	



Shown as semi-flush



72184/1

72185/3

ITEM NO.	BULB	W	H	MAX. H	EXT.	WEIGHT	ADDITIONAL DETAILS
72184/1	(1) 60W Med.	10"	11"	85"	-	3 lbs.	
72185/3	(3) 60W Med.	20"	7"	45"	-	8 lbs.	(1) 6", (1) 12" & (1) 18" extension rods w/hang straight included

BECKLEY

The Beckley series features a tan mica shade encompassed by a stylish perforated metal band. The Oil Rubbed Bronze metalwork creates deep contrast, resulting in a bold, well-dimensioned focal point.



66950/1



66951/3

ITEM NO.	BULB	W	H	MAX. H	EXT.	WEIGHT	ADDITIONAL DETAILS
66950/1	(1) 60W Cand.	7"	9"	-	4"	2 lbs.	ADA Compliant
66951/3	(3) 60W Med.	20"	32"	71"	-	9 lbs.	

MICA

Tan Mica panels are set within complimenting frame designs that enhance their beauty. Finished in Oil Rubbed Bronze.



70067-3



70065-2



70064-2



70066-1



D1849



70061-3



M I C A F I L I G R E E

The natural beauty of genuine mica enhances decors with a rich, warm light. The Mica Filigree collection has a tan mica drum highlighted with filigree rings backed by cream tiffany glass. Finished in Tiffany Bronze, this series can coordinate nicely with classic or modern décor.

ITEM NO.	BULB	W	H	EXT.	WEIGHT	ADDITIONAL DETAILS
70061-3	(3) 100W Med.	60"	14"	14"	19 lbs.	
70064-2	(2) 60W Med.	10"	6"	5"	2 lbs.	Pocket Sconce
70065-2	(2) 60W Med.	14"	9"	-	5 lbs.	
70066-1	(1) 60W Med.	6"	9"	-	2 lbs.	Includes 6 feet of cord
70067-3	(3) 60W Med.	18"	31"	-	9 lbs.	
D1849	(1) 60W Med.	14"	23"	-	8 lbs.	

Due to its hand-made nature, each piece of tiffany glass will vary slightly in color and pattern.



70261/2




70262/1




Shown as semi-flush 15" H



70260/2




70263/3


70264/3


T R E M O N T

The elegant thin lines of this collection's metalwork provide texture and contrast. The eye-catching design of the brown mosaic mica outer ring pops against the tan mica drum shade for a fashionable look. Finished in Tiffany Bronze with a frosted glass diffuser.

ITEM NO.	BULB	W	H	MAX. H	EXT.	WEIGHT	ADDITIONAL DETAILS
70260/2	(2) 60W Med.	14"	6"	-	7"	3 lbs.	Sconce
70261/2	(2) 60W Med.	14"	11"	-	-	5 lbs.	
70262/1	(1) 60W Med.	7"	6"	45"	-	3 lbs.	(2) 6" & (2) 12" extension rods w/hang straight included
70263/3	(3) 100W Med.	18"	6"	45"	-	8 lbs.	(2) 6" & (2) 12" extension rods w/hang straight included
70264/3	(3) 100W Med.	24"	27"	66"	-	13 lbs.	



ITEM NO.	BULB	W	H	MAX. H	EXT.	WEIGHT	ADDITIONAL DETAILS
70201/1	(1) 60W Med.	6"	7"	45"	-	3 lbs.	(2) 6" & (2) 12" extension rods w/hang straight included
70202/3	(3) 60W Med.	14"	14"	-	-	5 lbs.	
70203/3	(3) 60W Med.	16"	12"	53"	-	6 lbs.	
70205/3	(3) 100W Med.	60"	15"	55"	14"	20 lbs.	

SANTA FE

An attractive combination of tan mica and silver mercury glass come together in the Santa Fe collection. Each material compliments each other with just the right amount of warmth and reflective characteristics. A Tiffany Bronze finish highlights the fixture's thin lines.



ITEM NO.	BULB	W	H	MAX. H	EXT.	WEIGHT	ADDITIONAL DETAILS
63070/1	(1) 60W Cand.	6"	14"	-	7"	1 lb.	Shade included
63074/5	(5) 60W Cand.	26"	26"	64"	-	9 lbs.	Shades included
63075/12	(12) 60W Cand.	50"	38"	112"	-	27 lbs.	Shades included

MORRISON

The Morrison collection features a warm, transitional style with an Oil Rubbed Bronze finish and wheat linen shades. The matching semi-flush offers opal white glass for ample light while highlighting the striking architectural character of the framework.



7634/1



7637/5



7635/3



7633/2



7638/6+3



7630/1



7636/5



ELYSBURG

The geometric lines of this collection offer harmonious symmetry with a sophisticated contemporary appeal. This series is a perfect complement for kitchens, billiard parlors or any area that requires direct lighting. Featured in Satin Nickel with White Marbleized glass or Aged Bronze finish with Tea Stained Brown Swirl glass or white glass.

ITEM NO.	BULB	W	H	MAX. H	EXT.	WEIGHT	ADDITIONAL DETAILS
7630/1	(1) 60W Med.	7"	12"		8"	2 lbs.	G16 1/2 bulbs recommended
7633/2	(2) 60W Med.	16"	15"		-	6 lbs.	G16 1/2 bulbs recommended
7634/1	(1) 60W Med.	7"	15"		-	2 lbs.	G16 1/2 bulbs recommended
7635/3	(3) 60W Med.	20"	18"		-	6 lbs.	G16 1/2 bulbs recommended
7636/5	(5) 60W Med.	25"	24"		-	10 lbs.	G16 1/2 bulbs recommended
7637/5	(5) 60W Med.	28"	23"		-	9 lbs.	G16 1/2 bulbs recommended
7638/6+3	(9) 60W Med.	34"	27"		-	17 lbs.	G16 1/2 bulbs recommended



6500/1



6501/2



17644/1



6551/2



17630/1



6502/3



1743/2




6552/3



ELYSBURG

ITEM NO.	BULB	W	H	MAX. H	EXT.	WEIGHT	ADDITIONAL DETAILS
6500/1	(1) 75W Med.	16"	34-45"	-	-	9 lbs.	
6501/2	(2) 75W Med.	31"	26-38"	-	12"	9 lbs.	
6502/3	(3) 75W Med.	43"	26-38"	-	12"	11 lbs.	
6551/2	(2) 75W Med.	31"	26-38"		12"	9 lbs.	
6552/3	(3) 75W Med.	43"	26-38"		12"	11 lbs.	
17630/1	(1) 75W Med.	12"	7"	37-71"	-	7 lbs.	
17644/1	(1) 60W Med.	7"	15"	89"	-	2 lbs.	G16 1/2 bulbs recommended
1743/2	(2) 60W Med.	16"	15"		-	6 lbs.	G16 1/2 bulbs recommended



20007/3


20006/5


20005/1


20009/5


20008/3


ALEXIS

With a bold, metropolitan style, the Alexis collection exudes glamour and sophistication. Blown cracked glass spheres are highlighted by a soft light that passes through the translucent silver shades, while an Antique Silver frame enhances its graceful allure.

ITEM NO.	BULB	W	H	EXT.	WEIGHT	ADDITIONAL DETAILS
20005/1	(1) 60W Cand.	7"	15"	4"	2 lbs.	Sconce ADA Compliant
20006/5	(5) 60W Med.	23"	12"	-	11 lbs.	
20007/3	(3) 60W Med.	18"	28"	-	9 lbs.	
20008/3	(3) 60W Med.	25"	26"	-	8 lbs.	
20009/5	(5) 60W Med.	32"	27"	-	17 lbs.	



31007/3



31006/5



31122/3



31120/1



31014/6



31010/1



31127/5



31121/2



ITEM NO.	BULB	W	H	EXT.	WEIGHT	ADDITIONAL DETAILS
31006/5	(5) 60W Cand.	24"	24"	-	10 lbs.	Shades included
31007/3	(3) 60W Med.	16"	7"	-	10 lbs.	
31010/1	(1) 60W Cand.	6"	13"	6"	2 lbs.	Shades included
31014/6	(6) 60W Cand.	27"	27"	-	14 lbs.	Shade #1087 optional

ITEM NO.	BULB	W	H	EXT.	WEIGHT	ADDITIONAL DETAILS
31120/1	(1) 60W Cand.	5"	19"	4"	2 lbs.	ADA Compliant, shade included
31121/2	(2) 60W Cand.	20"	18"	4"	3 lbs.	ADA Compliant, shade included
31122/3	(3) 60W Med.	16"	13"	-	11 lbs.	
31127/5	(5) 60W Med.	25"	22"	-	7 lbs.	Shades included

NEW YORK

Taking styling cues from the Art Deco period, the New York collection features clean lines and unique design elements. The lights are supported by rings that gracefully "float" around a larger double ring. Finished in Renaissance Silver Leaf with cream fabric shades, this series is versatile and contemporary. Shades are optional on items with crystal.

ESTONIA

Inspired from a historic architectural design motif, the overlapping pattern is used in a variety of ways to properly balance each piece in the collection. The series has a rich Aged Silver finish and beige fabric shades for a quintessential modern-traditionalist style.




31806/5




31805/5





31802/4





31812/4





31826/4




31801/3




31811/3


CHANDETT E

These mini chandeliers provide versatility in small settings or grouped together for a dramatic presentation above dining tables, islands and workspaces. Each posses their own charming design pattern formed from curving metalwork. Available in an Aged Silver, Oil Rubbed Bronze and Matte Gold finish.

ITEM NO.	BULB	W	H	MAX. H	EXT.	WEIGHT	ADDITIONAL DETAILS
31801/3	(3) 60W Cand.	14"	14"	52"	-	5 lbs.	Aged Silver finish
31802/4	(4) 60W Cand.	14"	18"	56"	-	3 lbs.	Aged Silver finish
31805/5	(5) 60W Cand.	15"	14"	52"	-	6 lbs.	Aged Silver finish
31806/5	(5) 60W Cand.	23"	25"	64"	-	11 lbs.	Aged Silver finish
31811/3	(3) 60W Cand.	14"	14"	52"	-	5 lbs.	Oil Rubbed Bronze finish
31812/4	(4) 60W Cand.	14"	18"	56"	-	3 lbs.	Oil Rubbed Bronze finish
31826/4	(4) 60W Cand.	14"	18"	56"	-	3 lbs.	Matte Gold finish



ITEM NO.	BULB	W	H	EXT.	WEIGHT	ADDITIONAL DETAILS
31360/1	(1) 60W Cand.	6"	17"	4"	2 lbs.	ADA Compliant, shade included
31361/2	(2) 60W Med.	14"	9"	-	6 lbs.	Shade included
31362/3	(3) 60W Med.	18"	23"	-	10 lbs.	Shades included
31364/5	(5) 60W Cand.	26"	22"	-	7 lbs.	Shades included

L I L L I A N A

The Lilliana collection features fluted ceramic with a gently curving silhouette and a refined frame that will add a light and airy feel to any décor. This series is offered in Aged Silver, seafoam ceramic and white textured linen shades.



ITEM NO.	BULB	W	H	MAX. H	EXT.	WEIGHT	ADDITIONAL DETAILS
31980/1	(1) 60W Med.	5"	8"	-	4"	1 lb.	ADA Compliant, Bulb #1092 optional
31983/6+3	(9) 60W Med.	24"	20"	59"	-	6 lbs.	Bulb #1092 optional
31984/10+5	(15) 60W Med.	31"	25"	64"	-	9 lbs.	Bulb #1092 optional

V E R N O N

The simple design of this series is punctuated by an attractive curved socket holder that provides the base for our vintage filament bulbs. Finished in Oil Rubbed Bronze.



61031-3



61032-5



61030-2



ITEM NO.	BULB	W	H	EXT.	WEIGHT	ADDITIONAL DETAILS
61030-2	(2) 60W Cand.	14"	17"	6"	3 lbs.	
61031-3	(3) 60W Cand.	14"	19"	-	4 lbs.	
61032-5	(5) 60W Cand.	26"	28"	-	9 lbs.	

M E D F O R D

Graceful lines and stylish symmetry are captured by the Medford collection. The character of each piece evolves with distinctively crafted wrought iron in an Oiled Bronze finish.



286-OB



281-OB



283-OB



289-OB



ITEM NO.	BULB	W	H	EXT.	WEIGHT	ADDITIONAL DETAILS
281-OB	(1) 60W Cand.	5"	10"	-	2 lbs.	
283-OB	(3) 60W Cand.	18"	17"	-	6 lbs.	
286-OB	(6) 60W Cand.	25"	24"	-	11 lbs.	
289-OB	(9) 60W Cand.	29"	28"	-	17 lbs.	

H A R T F O R D

The minimalist profiles of the Hartford Collection allow them unlimited versatility. The generously spaced arms present a light, airy tone, which is further accentuated by the Oil-Rubbed finish.



M O N R O E

This timeless design has thin, flowing lines and classic proportions that will blend seamlessly into a range of décors. An Oil Rubbed Bronze finish defines the shape and keeps the look warm and understated.

ITEM NO.	BULB	W	H	MAX. H	EXT.	WEIGHT	ADDITIONAL DETAILS
32160/2	(2) 60W Cand.	13"	15"	-	8"	2 lbs.	
32161/3	(3) 60W Cand.	16"	18"	56"	-	4 lbs.	
32162/6	(6) 60W Cand.	30"	27"	65"	-	8 lbs.	
32163/8	(8) 60W Cand.	40"	39"	114"	-	12 lbs.	



MODERN



11124/8



11123/5

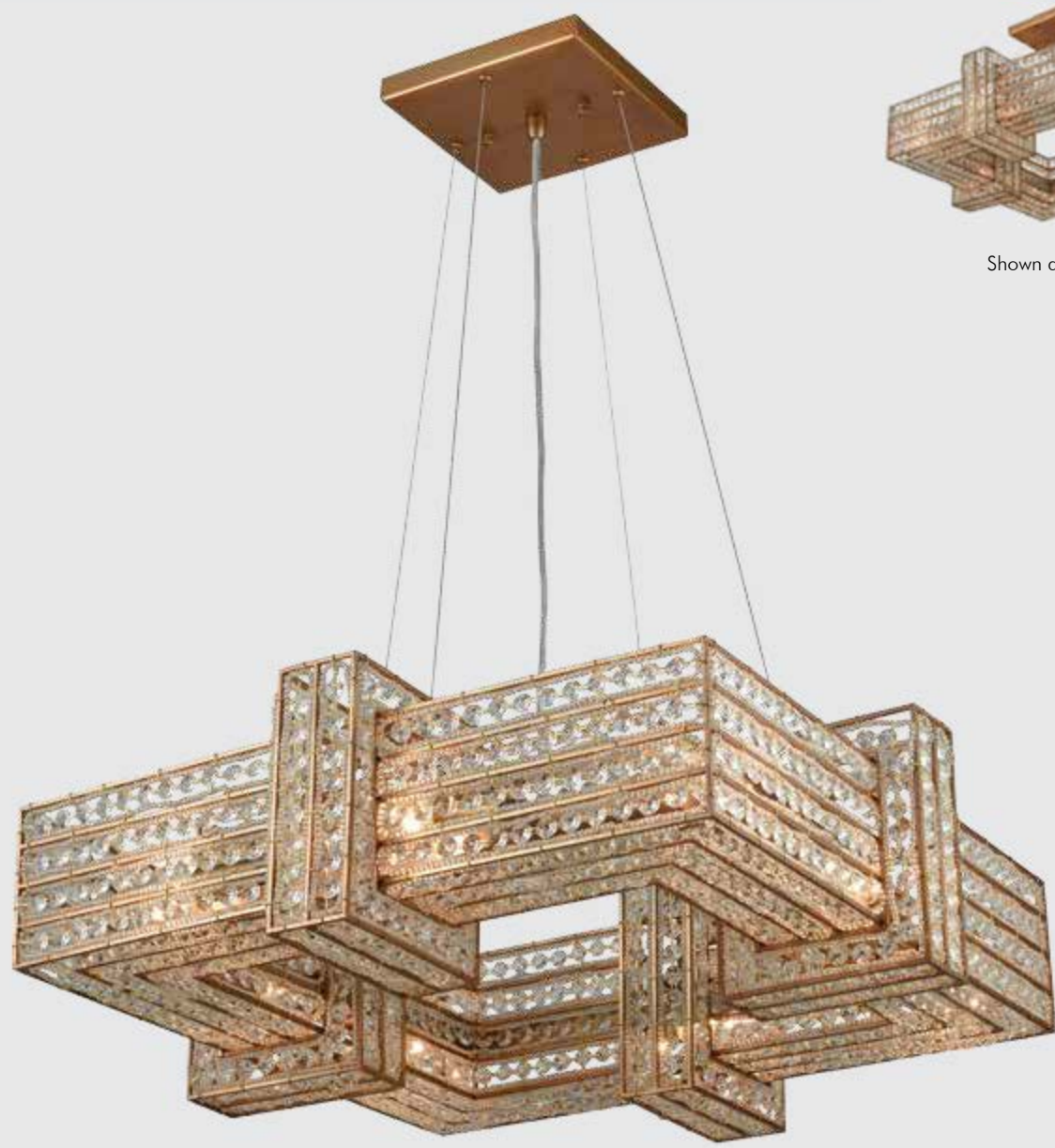


LEXICON

The Lexicon collection combines our filigree crystal with conglomerate geometric forms. The sparkling clear crystals and beadwork create a tapestry amidst the metal gridwork of Matte Gold, producing modern works of art.




ITEM NO.	BULB	W	H	MAX. H	EXT.	WEIGHT	ADDITIONAL DETAILS
11123/5	(5) 60W Cand.	36"	8"	82"	8"	16 lbs.	
11124/8	(8) 60W Cand.	61"	8"	82"	11"	28 lbs.	



11125/8



Shown as semi-flush




11122/4



11121/2



11120/2



LEXICON

ITEM NO.	BULB	W	H	MAX. H	EXT.	WEIGHT	ADDITIONAL DETAILS
11120/2	(2) 60W Cand.	6"	20"	-	4"	6 lbs.	ADA Compliant
11121/2	(2) 60W Cand.	8"	20"	-	5"	8 lbs.	
11122/4	(4) 60W Cand.	19"	6"	-	-	18 lbs.	
11125/8	(8) 60W Cand.	25"	8"	80"	-	24 lbs.	



33032/6

33033/6

ITEM NO.	BULB	W	H	MAX. H	EXT.	WEIGHT	ADDITIONAL DETAILS
33032/6	(6) 60W Cand.	23"	25"	64"	-	15 lbs.	
33033/6	(6) 60W Cand.	30"	22"	62"	16"	18 lbs.	

CRYSTAL HEIGHTS

Heavy rectangle clear crystals form a textural array and prismatic drama in the Crystal Heights collection. The finish is Polished Nickel with clear crystal.



15970/3



Shown from below



15971/6

ITEM NO.	BULB	W	H	MAX. H	EXT.	WEIGHT	ADDITIONAL DETAILS
15970/3	(3) 100W Med.	16"	10"	-	-	17 lbs.	
15971/6	(6) 100W Med.	21"	7"	81"	-	26 lbs.	

GLASS BEADS

This series is composed of thousands of clear glass balls that form a glistening mesh of light. The bottom diffuser is cleverly designed with the glass balls in between two clear glass discs allowing light to filter through. An Oil Rubbed Bronze finish defines the shape and contrasts the glass.



11859/10



11858/6



11852/2



11854/6



11853/5



11856/4



11857/8

F R E E F O R M

Lighting is elevated to modern sculpture in the Freeform collection. Finished in Aged Black Nickel, this series has a structure of various lengths and angles that give it a contemporary organic character.

ITEM NO.	BULB	W	H	MAX. H	EXT.	WEIGHT	ADDITIONAL DETAILS
11852/2	(2) 60W Med.	6"	11"	-	4"	3 lbs.	ADA Compliant
11853/5	(5) 60W Med.	20"	12"	-	18"	3 lbs.	
11854/6	(6) 60W Med.	23"	9"	-	18"	4 lbs.	
11856/4	(4) 60W Med.	9"	26"	-	5"	4 lbs.	
11857/8	(8) 60W Med.	38"	8"	51"	15"	7 lbs.	(1) 6", (1) 12" & (1) 24" extension rods w/hang straight included
11858/6	(6) 60W Med.	28"	20"	65"	19"	6 lbs.	(1) 6", (1) 12" & (1) 24" extension rods included
11859/10	(10) 60W Med.	29"	26"	70"	23"	8 lbs.	(1) 6", (1) 12" & (1) 24" extension rods w/hang straight included

* Bulb #1099 optional

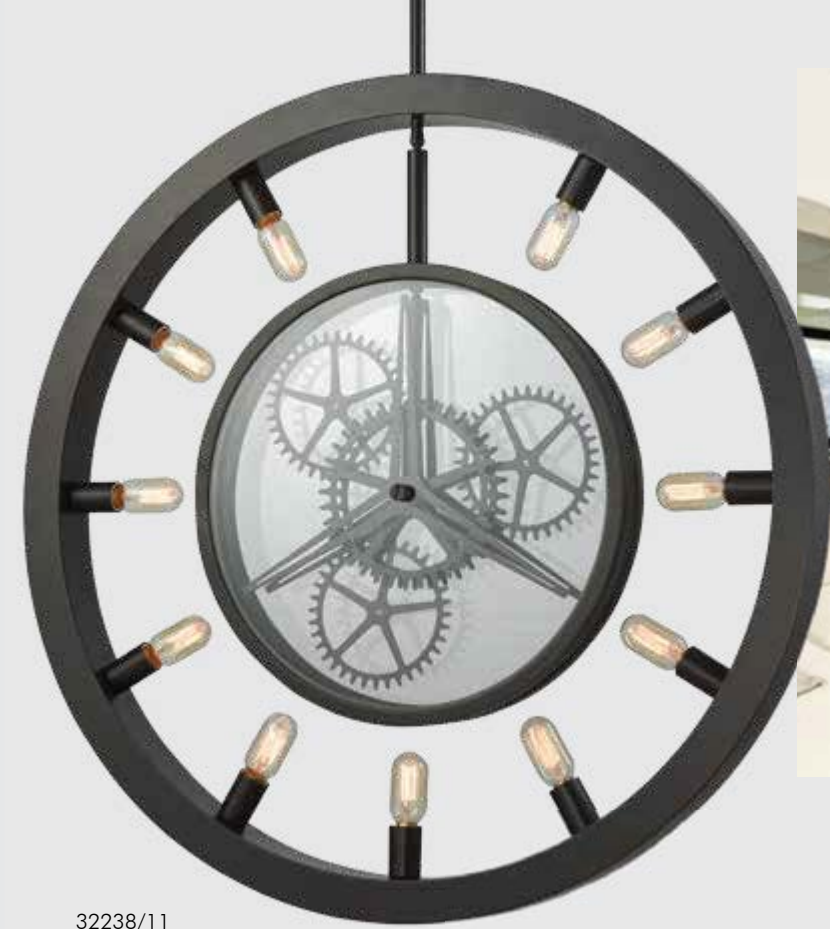


Shown as semi-flush 19" H
Short rods included
for semi flush

32226/8



32236/11



32238/11



32237/12

CHRONOLOGY

Inspired by the beauty of a meticulously engineered timepieces, this collection showcases a cluster of non-moving laser cut gears that are seen through a clear glass diffuser, like looking through a "watchface" at the mechanical marvels that lie beneath. Each item has a uniqueness in its construction and finish, yet coordinate with each other to exemplify the beauty of precision, even while standing still.



ITEM NO.	BULB	W	H	MAX. H	EXT.	WEIGHT	ADDITIONAL DETAILS
32226/8	(8) 60W G9 (included)	29"	38"	75"	-	44 lbs.	Brushed Stainless Steel with Polished Nickel accents
32236/11*	(11) 60W Med.	39"	39"	78"	3"	40 lbs.	Brushed Nickel finish, Bulb #1102 optional
32237/12	(12) 60W Med.	39"	25"	99"	-	33 lbs.	Oil Rubbed Bronze finish, Bulb #1102 optional
32238/11*	(11) 60W Med.	39"	39"	85"	3"	40 lbs.	Oil Rubbed Bronze finish, Bulb #1102 optional

(1) 6", (1) 12" & (1) 18" extension rods w/hang straight included



31571/12



31570/8

ITEM NO.	BULB	W	H	MAX. H	EXT.	WEIGHT	ADDITIONAL DETAILS
31570/8	(8) 35W MR 11(GU10 Base)	21"	44"	129"	-	25 lbs.	
31571/12	(12) 35W MR 11(GU10 Base)	32"	67"	152"	-	43 lbs.	

LINKS

This collection uses laser cut Polished Stainless Steel to form spectacular angular links that suspend from an oversized custom chain. This suspended work of art has strategically placed recessed MR11 bulbs that highlight the impeccable surfaces of the sculpture.



31018/6

ITEM NO.	BULB	W	H	MAX. H	EXT.	WEIGHT	ADDITIONAL DETAILS
31018/6	(6) 60W Cand.	24"	24"	68"	-	14 lbs.	(1) 6", (1) 12" & (1) 24" extension rods w/hang straight included

CRESTWOOD

A dynamic combination of solid wood and metal form the unified outer rings of the Crestwood fixture. At its core, a champagne fabric drum shade provides a soft glow against the Polished Nickel finished metalwork and the Chestnut wood finish.



31105/4



Shown as semi-flush 14" H



31101/3



31106/6




31100/2



31102/1



Shown as semi-flush 15" H



31103/1



31104/4



GENEVIEVE

This series offers a brilliant display of shimmering crystal with upscale aesthetics. High quality polished crystal is laced into a lattice patterned Polished Chrome or Oil Rubbed Bronze metal band, creating a stunning interplay of light and texture. A frosted glass diffuser adds functional downlight to this enchanting design.

ITEM NO.	BULB	W	H	EXT.	WEIGHT	ADDITIONAL DETAILS
31100/2	(2) 60W Cand.	10"	6"	4"	2 lbs.	Pocket Sconce, ADA Compliant
31101/3	(3) 100W Med.	16"	10"	-	8 lbs.	(1) 6" & (2) 12" extension rods w/ hang straight included
31102/1	(1) 100W Med.	10"	6"	-	4 lbs.	(1) 6" & (2) 12" extension rods w/ hang straight included
31103/1	(1) 100W Med.	8"	9"	-	5 lbs.	(1) 6" & (2) 12" extension rods w/ hang straight included
31104/4	(4) 100W Med.	31"	6"	11"	17 lbs.	(1) 6" & (2) 12" extension rods w/ hang straight included
31105/4	(4) 100W Med.	21"	8"	-	13 lbs.	(1) 6" & (2) 12" extension rods w/ hang straight included
31106/6	(6) 100W Med.	29"	11"	-	26 lbs.	(1) 6" & (2) 12" extension rods w/ hang straight included



Shown as semi-flush 14" H



Shown as semi-flush 15" H

G E N E V I E V E

ITEM NO.	BULB	W	H	MAX. H	EXT.	WEIGHT	ADDITIONAL DETAILS
32100/2	(2) 60W Cand.	10"	6"	-	4"	2 lbs.	Pocket Sconce, ADA Compliant
32102/1	(1) 100W Med.	7"	6"	39"	-	2 lbs.	(1) 6" & (2) 12" extension rods w/ hang straight included
32103/4	(4) 100W Med.	31"	6"	39"	11"	17 lbs.	(1) 6" & (2) 12" extension rods w/ hang straight included
32104/3	(3) 100W Med.	16"	7"	39"	-	8 lbs.	(1) 6" & (2) 12" extension rods w/ hang straight included
32105/4	(4) 100W Med.	21"	7"	39"	-	17 lbs.	(1) 6" & (2) 12" extension rods w/ hang straight included
32106/6	(6) 100W Med.	29"	10"	42"	-	26 lbs.	(1) 6" & (2) 12" extension rods w/ hang straight included



10360/1



Shown as semiflush



10128/3



Shown as semiflush



10328/3



Shown as semiflush



10329/5



10130/5+5+5



Shown as semiflush



10129/5



10231/6



10167/6



B R A X T O N

Offering a new elevated level of quality and design in a drum pendant, the Braxton collection uses ribbed glass cylinders with crystal-like optics that create a continuous beam of crisp light. Finished in Polished Nickel or Aged Bronze, this series offers elegant sophistication for classic to contemporary décor.

ITEM NO.	BULB	W	H	EXT.	WEIGHT	ADDITIONAL DETAILS
10128/3	(3) 60W Med.	16"	8"	-	11 lbs.	(1) 6" & (2) 12" extension rods w/ hang straight included
10129/5	(5) 60W Med.	24"	8"	-	17 lbs.	(1) 6" & (2) 12" extension rods w/ hang straight included
10130/5+5+5	(15) 60W Cand.	24"	21"	-	38 lbs.	(1) 6" & (2) 12" extension rods w/ hang straight included
10167/6	(6) 60W Cand.	26"	27"	-	14 lbs.	
10231/6	(6) 60W Cand.	29"	24"	-	10 lbs.	
10328/3	(3) 60W Med.	16"	8"	-	11 lbs.	(1) 6" & (2) 12" extension rods w/ hang straight included
10329/5	(5) 60W Med.	24"	8"	-	17 lbs.	(1) 6" & (2) 12" extension rods w/ hang straight included
10360/1	(1) 60W Med.	6"	8"	4"	2 lbs.	ADA Compliant



81094/3



81097/6



81096/5



81095/1



ITEM NO.	BULB	W	H	MAX. H	EXT.	WEIGHT	ADDITIONAL DETAILS
81094/3	(3) 100W Med.	14"	9"	-	-	10 lbs.	
81095/1	(1) 100W Med.	6"	8"	46"	-	6 lbs.	(3) 12" extension rods w/hang straight included
81096/5	(5) 60W Cand.	36"	9"	49"	-	14 lbs.	(3) 12" extension rods w/hang straight included
81097/6	(6) 60W Cand.	16"	20"	58"	-	15 lbs.	

R I D L E Y

The Ridley collection showcases a cube-shaped Aged Silver frame with oval profile glass rods. These glass rods are spaced apart to add a textural, transparent aesthetic.



30020/12



ITEM NO.	BULB	W	H	EXT.	WEIGHT	ADDITIONAL DETAILS
30020/12	(12) 20W G4 (included)	30"	10"	11"	31 lbs.	

C O R T I N A

The Cortina chandelier creates an architectural crosshatch pattern utilizing horizontal Polished Chrome framework with slender chrome rods arranged vertically for perfect symmetry. Its rectangular shape is especially suitable for kitchens and dining rooms or modern linear spaces.



46194/6



46195/6



ITEM NO.	BULB	W	H	MAX. H	EXT.	WEIGHT	ADDITIONAL DETAILS
46194/6	(6) 60W Cand.	20"	9"	63"	-	12 lbs.	
46195/6	(6) 60W Cand.	18"	19"	63"	-	20 lbs.	

LINEO

The Lineo series features brisk "notes" of resplendent beveled crystal that rise or flow in rhythm along a Matte Black laser-cut frame.



PS1001-0-15



FM1101-0-15



BV1001-0-15



PS1005-0-15



ITEM NO.	BULB	W	H	MAX. H	EXT.	ADDITIONAL DETAILS
BV1001-0-15	(1) 40W G9 (included)	6"	5"	-	4"	ADA Compliant
FM1101-0-15	(1) 40W G9 (included)	6"	5"	-	-	
PS1001-0-15	(1) 40W G9 (included)	5"	4"	72"	-	
PS1005-0-15	(5) 40W G9 (included)	32"	4"	72"	5"	

CROWN

Give your home the royal treatment with a selection from the Crown collection in Clear Crystal with Chrome finish.



85107/LED



85105/LED



85106/LED



LED

ITEM NO.	BULB	W	H	MAX. H	EXT.	WEIGHT	ADDITIONAL DETAILS
85105/LED	(1) 5W-400 Lumen LED (included)	4"	8"	-	4"	4 lbs.	ADA Compliant, 3000K, 80 CRI
85106/LED	(1) 5W-400 Lumen LED (included)	4"	14"	-	4"	7 lbs.	ADA Compliant, 3000K, 80 CRI
85107/LED	(1) 5W-400 Lumen LED (included)	3"	9"	84"	2"	4 lbs.	3000K, 80 CRI

C U B I C I C E

The Cubic Ice collection's glass is similar to a block of melting ice, developing little grooves and crevices smoothed over by water droplets as it melts. These grooves catch a hidden LED light to create a sculpture-like presentation. Complementing metalwork is finished in Polished Chrome.



17165/1



17166/3



LED

ITEM NO.	BULB	W	H	MAX. H	EXT.	WEIGHT	ADDITIONAL DETAILS
17165/1	(1) 5W-600 Lumen LED (included)	3"	5"	79"	-	2 lbs.	3200K, 80 CRI
17166/3	(3) 5W-1800 Lumen LED (included)	19"	5"	79"	3"	4 lbs.	3200K, 80 CRI

A L E A

The Polished Chrome plated structure of this mini-pendant presents a generous, precisely cut crystal which crisply diffuses an integrated LED light.



32290/1



31291/1



31292/5



31290/1



Shown with optional frosted glass "leaves"



18522/27



ITEM NO.	BULB	W	H	MAX. H	EXT.	WEIGHT	ADDITIONAL DETAILS
31290/1	(1) 40W G9 (included)	8"	17"	-	10"	3 lbs.	Shade included
31291/1	(1) 40W G9 (included)	12"	12"	57"	8"	5 lbs.	Shade included (1) 6" & (3) 12" extension rods w/hang straight included
31292/5	(5) 40W G9 (included)	30"	24"	-	-	17 lbs.	Shade included
32290/1	(1) 60W G9 (included)	8"	9"	-	10"	4 lbs.	Shade included

ITEM NO.	BULB	W	H	MAX. H	EXT.	WEIGHT	ADDITIONAL DETAILS
18522/27	(27) 10W G4 (included)	36"	18"	93"	-	7 lbs.	Optional frosted glass "leaves" available

C O R I S A N D E

The Corisande collection brings together various designer elements to create a stunning free-flowing presentation. Twisted arms radiate from a solid crystal center column which gracefully support clear crystal balls, frosted glass diffusers and silver organza drum shades. The shades are cleverly held by clear glass discs with no visible connecting hardware, giving the appearance that they are free floating. A Polished Nickel finish completes this bold statement.

F L A V A N T E

A modern, yet softly elegant interpretation of nature, the Flavante series showcases a sleek network of Polished Chrome "branches", whose tips are illuminated with clear glass or optional frosted glass "leaves".



11130/6



11131/8

ITEM NO.	BULB	W	H	MAX. H	EXT.	WEIGHT	ADDITIONAL DETAILS
11130/6	(6) 60W Cand.	20"	11"	-	-	10 lbs.	
11131/8	(8) 60W Cand.	25"	7"	81"	-	15 lbs.	

CRYSTALLUS

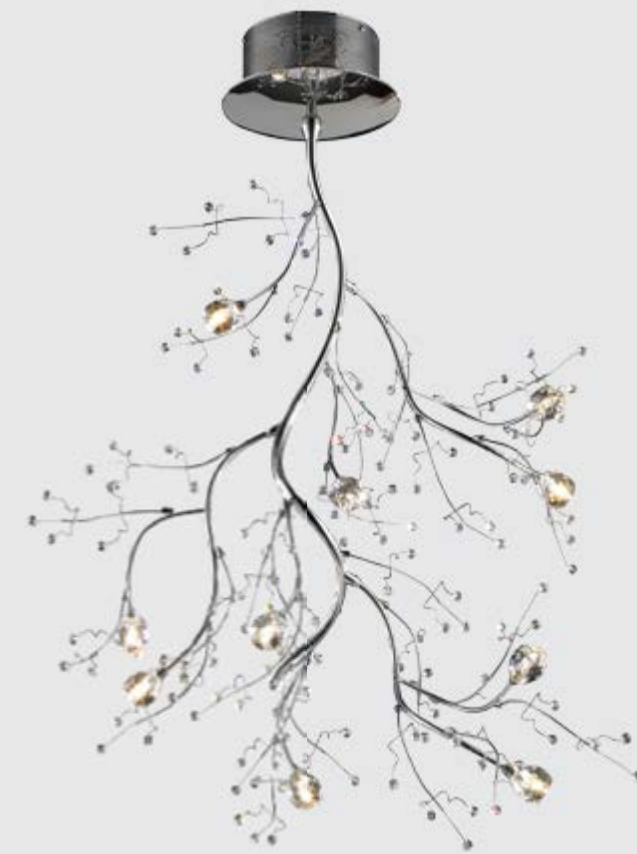
The Crystallus series exudes jewel-like sparkles of colorful crystals and clear crystal florets wrapped around a Polished Chrome finished frame.



30031/3



30032/10




30033/10

ITEM NO.	BULB	W	H	EXT.	WEIGHT	ADDITIONAL DETAILS
30031/3	(3) 20W G4 (included)	16"	16"	9"	2 lbs.	
30032/10	(10) 20W G4 (included)	40"	39"	20"	5 lbs.	
30033/10	(10) 20W G4 (included)	24"	37"	16"	6 lbs.	

VIVIANA

The Viviana collection is a modern interpretation of nature with branches of Polished Chrome and clear glass "buds" at their tips. Each fixture is lit by low voltage halogen bulbs nested inside of clear crystal florets.



31545/12




31546/18




18185/5


ITEM NO.	BULB	W	H	MAX. H	EXT.	WEIGHT	ADDITIONAL DETAILS
18185/5	(5) 60W Cand.	18"	17"	56"	-	8 lbs.	Trella Collection, Pearl White finish
31545/12	(12) 40W G9 (included)	22"	15"	-	-	9 lbs.	Zebula Collection, Polished Chrome and White finish
31546/18	(18) 40W G9 (included)	28"	28"	58"	-	25 lbs.	Zebula Collection, Polished Chrome and White finish

Z E B U L A

A cosmic arrangement of steel wire and crystal form the Zebula collection. Interlaced beads of clear crystal exudes a sparkling radiance throughout the Polished Chrome and White finished metalwork.

T R E L L A

The Trella fixture has an oblong design with thick metal branches and leaves embellished with clear crystals. Finished in Pearl White.



53000/1




Shown as semi-flush



53002/1




53001/3


ITEM NO.	BULB	W	H	MAX. H	EXT.	WEIGHT	ADDITIONAL DETAILS
53000/1	(1) 60W Med.	7"	8"	82"	-	1 lb.	
53001/3	(3) 60W Med.	18"	8"	82"	-	3 lbs.	
53002/1	(1) 60W Cand.	9"	8"	-	5"	1 lb.	Pocket Sconce

A U T U M N B R E E Z E

This series captures the essence of nature with warm, earth-tone colors and a fresh design concept finished in Brushed Nickel. An abstract pattern, reminiscent of blowing leaves in the wind, is placed on clear material to give a light, airy feel while an inner beige fabric drum provides the backdrop for depth and a soft diffusion of light.



73022-3



73021-1



73032-3



73031-1



73023-5



73020-2



73033-5



73030-2



AVALON

This series showcases hand-painted crackled glass with colorful textured patterns and hardware finished in Satin Nickel.

ITEM NO.	BULB	W	H	EXT.	WEIGHT	ADDITIONAL DETAILS
73020-2	(2) 60W Cand.	7"	15"	3"	3 lbs.	Sconce, ADA Compliant
73021-1	(1) 60W Med.	5"	8"	-	2 lbs.	Includes 6 feet of clear cord
73022-3	(3) 60W Med.	16"	11"	-	6 lbs.	
73023-5	(5) 60W Med.	24"	24"	-	7 lbs.	
73030-2	(2) 60W Cand.	7"	15"	3"	3 lbs.	Sconce, ADA Compliant
73031-1	(1) 60W Med.	5"	8"	-	2 lbs.	Includes 6 feet of clear cord
73032-3	(3) 60W Med.	16"	11"	-	6 lbs.	
73033-5	(5) 60W Med.	24"	24"	-	7 lbs.	



8887/6

8888/8

ITEM NO.	BULB	W	H	EXT.	WEIGHT	ADDITIONAL DETAILS
8887/6	(6) 60W Med.	24"	23"	-	20 lbs.	
8888/8	(8) 60W Med.	32"	27"	-	34 lbs.	

S T O N Y B R O O K

Weathered by time and the graceful ebb of a tranquil stream, the Stonybrook collection gathers these stones together to form handsome, lens-shaped bowls in pearl-hued stone with a Satin Nickel frame.



9003/2

9010/9

ITEM NO.	BULB	W	H	EXT.	WEIGHT	ADDITIONAL DETAILS
9003/2	(2) 60W Cand.	17"	10"	6"	6 lbs.	Pocket sconce
9010/9	(9) 60W Med.	39"	38"	-	60 lbs.	(1) 6" & (2) 12" extension rods w/ hang straight included

I M P E R I A L G R A N I T E

Enhance the beauty of your home with the timeless beauty of genuine stone. These stunningly spectacular fixtures feature stone with signature random veining and casts a warm and natural hue of light. Each fixture is supported by a solid Antique Brass frame that will stand the test of time.



72074-8



72072-1



72070-2



72071-2



72073-4

C U B I S T

Cubes of tiffany glass are assembled into a structure of offsetting staggered cubes, creating an innovative textural expression. With hardware finished in Brushed Nickel, this series comes with a choice of white or limited edition dusk sky tiffany glass.

ITEM NO.	BULB	W	H	MAX. H	EXT.	WEIGHT	ADDITIONAL DETAILS
72070-2	(2) 60W Cand.	7"	10"	-	5"	3 lbs.	
72071-2	(2) 60W Med.	13"	11"	-	-	7 lbs.	
72072-1	(1) 60W Med.	6"	9"	41"	5"	4 lbs.	(1) 6" & (2) 12" extension rods w/hang straight included
72073-4	(4) 60W Med.	27"	9"	53"	8"	13 lbs.	(1) 6", (1) 12" & (1) 24" extension rods w/hang straight included
72074-8	(8) 60W Med.	25"	25"	55"	-	43 lbs.	(2) 6" & (2) 12" extension rods w/hang straight included



72064-8





72062-1




72061-2




72060-2




72063-4


C U B I S T

ITEM NO.	BULB	W	H	MAX. H	EXT.	WEIGHT	ADDITIONAL DETAILS
72060-2	(2) 60W Cand.	7"	10"	-	5"	3 lbs.	
72061-2	(2) 60W Med.	13"	11"	-	-	7 lbs.	
72062-1	(1) 60W Med.	6"	9"	41"	5"	4 lbs.	(1) 6" & (2) 12" extension rods w/hang straight included
72063-4	(4) 60W Med.	27"	9"	53"	8"	13 lbs.	(1) 6", (1) 12" & (1) 24" extension rods w/hang straight included
72064-8	(8) 60W Med.	25"	25"	55"	-	43 lbs.	(2) 6" & (2) 12" extension rods w/hang straight included



19061/1



19065/3



19031/1



19063/5



19060/2



19030/2



19033/5



M O D E R N O R G A N I C S

The Modern Organics collection blends the beauty of nature with luxurious design. Displayed within each fixture, sustainable natural materials are embedded within clear panels for unparalleled quality and style. Offered in a wide range of organic materials complimented by uncluttered lines of Polished Chrome hardware.

ITEM NO.	BULB	W	H	EXT.	WEIGHT	ADDITIONAL DETAILS
19030/2	(2) 60W Cand.	7"	11"	4"	3 lbs.	White Sawgrass, ADA Compliant
19031/1	(1) 60W Med.	6"	7"	-	2 lbs.	White Sawgrass, Includes 6 feet of clear cord
19033/5	(5) 60W Med.	24"	7"	-	16 lbs.	White Sawgrass, Includes 6 feet of cable
19060/2	(2) 60W Med.	7"	11"	4"	3 lbs.	Bamboo Stems, ADA Compliant
19061/1	(1) 60W Med.	6"	7"	-	2 lbs.	Bamboo Stems, Includes 6 feet of clear cord
19063/5	(5) 60W Med.	24"	7"	-	16 lbs.	Bamboo Stems, Includes 6 feet of cable
19065/3	(3) 60W Med.	14"	9"	-	7 lbs.	Bamboo Stems



31074/3



31073/1



31075/5



31070/2



31069/1



31072/1



W O O D L A N D S U N R I S E

Etched into stainless steel, a serene tree-lined meadow is revealed with intricate branch detailing. An Aged Bronze finish with an amber diffuser maximizes the realism of the setting.

ITEM NO.	BULB	W	H	MAX. H	EXT.	WEIGHT	ADDITIONAL DETAILS
31069/1	(1) 100W Med.	10"	15"	-	11-24"	3 lbs.	Comes w/cord cover and plug that can be removed for direct wiring into junction box.
31070/2	(2) 60W Cand.	11"	8"	-	5"	2 lbs.	Pocket Sconce
31072/1	(1) 60W Med.	8"	20"	-	-	4 lbs.	
31073/1	(1) 60W Med.	8"	13"	-	-	2 lbs.	Includes 6 feet of cord
31074/3	(3) 60W Med.	16"	8"	-	-	4 lbs.	(1) 6" & (2) 12" extension rods w/ hang straight included
31075/5	(5) 60W Med.	24"	8"	-	-	5 lbs.	(1) 6" & (2) 12" extension rods w/ hang straight included



31043/5



31041/1



31040/2



31047/5



31045/1



31044/2



M E D I N A

Etched curved corner rectangles are brilliantly enhanced by the diffused light within this drum shaped fixture. The appearance is further defined by the Polished Stainless Steel finish with a sparkling white diffuser or an Aged Bronze finish with an amber diffuser.

ITEM NO.	BULB	W	H	EXT.	WEIGHT	ADDITIONAL DETAILS
31040/2	(2) 60W Cand.	11"	8"	5"	2 lbs.	Pocket sconce
31041/1	(1) 60W Med.	8"	13"	-	2 lbs.	Includes 6 feet of cord
31043/5	(5) 60W Med.	24"	8"	-	5 lbs.	(1) 6" & (2) 12" extension rods w/ hang straight included
31044/2	(2) 60W Cand.	11"	8"	5"	2 lbs.	Pocket sconce
31045/1	(1) 60W Med.	8"	13"	-	2 lbs.	Includes 6 feet of cord
31047/5	(5) 60W Med.	24"	8"	-	5 lbs.	(1) 6" & (2) 12" extension rods w/ hang straight included



Shown as semi-flush

10173/3



10172/1



10174/5



ITEM NO.	BULB	W	H	EXT.	WEIGHT	ADDITIONAL DETAILS
10172/1	(1) 60W Med.	8"	8"	-	4 lbs.	(1) 6" & (2) 12" extension rods w/ hang straight included
10173/3	(3) 60W Med.	18"	8"	-	8 lbs.	(1) 6" & (2) 12" extension rods w/ hang straight included
10174/5	(5) 60W Med.	23"	8"	-	12 lbs.	(1) 6" & (2) 12" extension rods w/ hang straight included

A N A S T A S I A

Captivating arrays of ovals etched out of a single sheet of steel are silhouetted by a light silver fabric diffuser on the inside of this drum shaped series. Completed with an impeccable Polished Nickel finish.



83001/6



ITEM NO.	BULB	W	H	EXT.	WEIGHT	ADDITIONAL DETAILS
83001/6	(6) 60W Cand.	25"	29"	-	27 lbs.	

L I N D I S F A R N E

The Lindisfarne pendant fixture will add dramatic flair to your living space. A Polished Nickel finished sphere encircles ribbed crystal diffusers that refract a crisp, distinctive light.



20152/3



20150/1



20154/6



20155/6



20151/2



32224/3



32225/3



ITEM NO.	BULB	W	H	EXT.	WEIGHT	ADDITIONAL DETAILS
20150/1	(1) 60W Cand.	6"	13"	7"	2 lbs.	Shade included
20151/2	(2) 60W Cand.	15"	14"	5"	4 lbs.	
20152/3	(3) 60W Med.	18"	12"		8 lbs.	
20154/6	(6) 60W Cand.	22"	24"		12 lbs.	
20155/6	(6) 60W Cand.	28"	23"		10 lbs.	Shades included

S E V E N S P R I N G S

The Seven Springs collection displays fine workmanship throughout with its seamlessly crafted L-shaped arms, solid metal turnings, and a Satin Nickel finish. Cream fabric drum shades are included.

ITEM NO.	BULB	W	H	MAX. H	EXT.	WEIGHT	ADDITIONAL DETAILS
32224/3	(3) 60W Med.	16"	6"	-	-	8 lbs.	Satin Nickel finish
32225/3	(3) 60W Med.	22"	8"	81"	-	15 lbs.	Brushed Stainless Steel finish

L A Y E R S

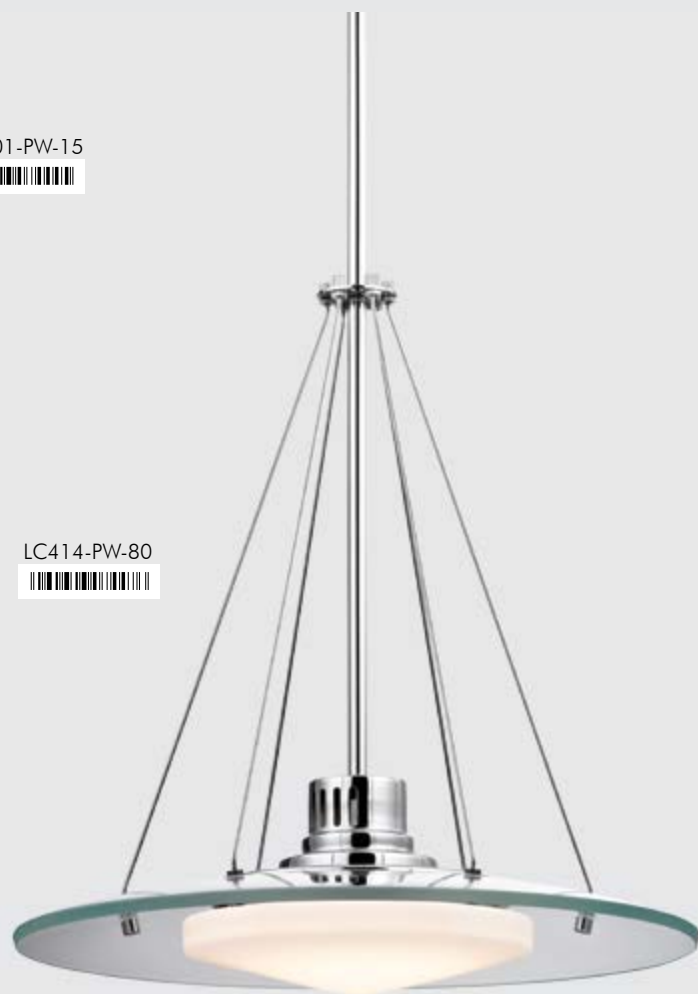
The Layers pendant features individual discs with a gap between each disc designed to allow light to escape, making them appear to float. Brushed Nickel hardware and a frosted glass diffuser offer a clean, functional look.



FML801-PW-15



LC411-PW-15



LC414-PW-80

LED

ITEM NO.	BULB	W	H	MAX. H	EXT.	WEIGHT	ADDITIONAL DETAILS
FML801-PW-15	12W-960 Lumen LED (included)	14"	8"	-	-	4 lbs.	3000K, 80 CRI, Dimmable
LC411-PW-15	12W-960 Lumen LED (included)	14"	7"	47"	-	4 lbs.	3000K, 80 CRI, Dimmable
LC414-PW-80	10W-800 Lumen LED (included)	16"	5"	57"	-	4 lbs.	3000K, 80 CRI, Dimmable

Q U I N C Y

Achieving the balance of modish and industrial ideas made popular by the Art Deco design movement, the Quincy Series showcases streamlined "tiers" of lustrous Chrome and White glass accentuated by an elegant signature arc.

T R I B U N E

One has to see glamorous to know what it means. Fitted out with sparkling clear glass, sleek Chrome and crisp suspension cables, the Tribune LED Pendant captures the grand styling of early 20th Century design. Opal glass shade.



PS4701-140-15



PS4703-140-15



PS4702-140-15

ITEM NO.	BULB	W	H	MAX. H	EXT.	WEIGHT	ADDITIONAL DETAILS
PS4701-140-15	(1) 60W Med.	8"	8"	72"	-	4 lbs.	
PS4702-140-15	(1) 100W Med.	13"	13"	72"	-	15 lbs.	
PS4703-140-15	(1) 100W Med.	16"	16"	72"	-	30 lbs.	

C A S T L E

Dome shaped pendants made of concrete with interior corrugated aluminum reflectors. Large Castle Pendant boasts a polished chrome reflector that folds open for easy lamp replacements. All Castle Pendant cords are grey fabric. Mandatory junction box reinforcement necessary to support weight of concrete pendants.



45334/1



45332/1



45333/1



45336/1



45331/1



45335/1



45330/1



U R B A N F O R M

Just like great design, concrete is the product of the binding together of material strengths. Available in a range of clean, modish silhouettes, our Urban Form concrete pendants showcase a naturally Weathered Grey color story and chic Black Nickel accents.

ITEM NO.	BULB	W	H	MAX. H	EXT.	WEIGHT	ADDITIONAL DETAILS
45330/1	(1) 60W Med.	5"	6"	80"	-	4 lbs.	
45331/1	(1) 60W Med.	6"	11"	85"	-	4 lbs.	
45332/1	(1) 60W Med.	10"	7"	80"	-	7 lbs.	
45333/1	(1) 60W Med.	11"	6"	80"	-	5 lbs.	
45334/1	(1) 60W Med.	12"	11"	78"	-	11 lbs.	
45335/1	(1) 100W Med.	7"	10"	84"	-	5 lbs.	
45336/1	(1) 60W Med.	5"	9"	82"	-	4 lbs.	Bulb #1092 optional




M E R I D A

Our stylish Merida collection pendants feature softly contoured Opal glass enhanced with Crème White or Silver Linen patterning and accented with Polished Chrome hardware.

ITEM NO.	BULB	W	H	MAX. H	EXT.	WEIGHT	ADDITIONAL DETAILS
56520/1	(1) 100W Med.	6"	9"	83"	-	2 lbs.	
56521/1	(1) 100W Med.	12"	11"	85"	-	4 lbs.	
56522/1	(1) 100W Med.	15"	14"	88"	-	8 lbs.	
56530/1	(1) 100W Med.	6"	9"	83"	-	2 lbs.	
56531/1	(1) 100W Med.	12"	11"	85"	-	4 lbs.	
56532/1	(1) 100W Med.	15"	14"	88"	-	8 lbs.	



20160/20R





20160/12L




20160/4




20160/12R


F A B R I C C Y L I N D E R S

These large drum pendants offer unique design possibilities with various suspension configurations. Each textured beige fabric drum shade has a complete socket hardware assembly inside for added value and durability. Hardware finished in Satin Nickel with clear cord.

ITEM NO.	BULB	W	H	EXT.	WEIGHT	ADDITIONAL DETAILS
20160/4	(4) 100W Med.	12"	36"		4 lbs.	Includes 6 feet of clear cord
20160/12L	(12) 100W Med.	43"	36"	12"	15 lbs.	Includes 6 feet of clear cord
20160/12R	(12) 100W Med.	28"	36"		17 lbs.	Includes 6 feet of clear cord
20160/20R	(20) 100W Med.	33"	36"		27 lbs.	Includes 6 feet of clear cord



LC703-15-15




LC701-15-15




17170/1




17171/3


LED

ITEM NO.	BULB	W	H	MAX. H	EXT.	WEIGHT	ADDITIONAL DETAILS
LC701-15-15	3W-192 Lumen LED (included)	2"	10"	72"	-	2 lbs.	3000K, 80 CRI, Dimmable
LC703-15-15	(3) 3W-576 Lumen LED (included)	23"	10"	72"	2"	6 lbs.	3000K, 80 CRI, Dimmable

C E N T U R Y

Like elongated drops of lustrous Chrome rain, our sleek and modish Century series LED pendant features pinpoint-task LED efficiency and subtle clear cord. Perfect for a kitchen remodel.


LED

ITEM NO.	BULB	W	H	MAX. H	EXT.	WEIGHT	ADDITIONAL DETAILS
17170/1	(1) 5W-700 Lumen LED (included)	4"	9"	82"	-	1 lb.	3200K, 80 CRI
17171/3	(3) 5W-2100 Lumen LED (included)	20"	9"	83"	3"	4 lbs.	3200K, 80 CRI

V A S S O C H R O M O

This unique wine glass inspired pendant has graceful curves, made of steel, and unencumbered lines which are accentuated with a Polished Chrome finish and integrated LED lighting.



LC603-10-30




LC602-10-30




FML600-10-30


LED

ITEM NO.	BULB	W	H	MAX. H	EXT.	WEIGHT	ADDITIONAL DETAILS
FML600-10-30	10W-720 Lumen LED (included)	10"	4"	-	-	4 lbs.	3000K, 80 CRI, Dimmable
LC602-10-30	24W-1530 Lumen LED (included)	16"	3"	54"	-	8 lbs.	3000K, 80 CRI, Dimmable
LC603-10-30	48W-3000 Lumen LED (included)	22"	3"	54"	-	13 lbs.	3000K, 80 CRI, Dimmable

D I G B Y

Evocative of a neo-classical facade with its duo of stately columnar silhouettes, our Digby collection LED pendants and flush mounts boast a refreshingly uncluttered Matte White finish with Opal White glass and an understated suspension system.



LC2201-N-30




LC2101-N-98


LED

ITEM NO.	BULB	W	H	MAX. H	EXT.	WEIGHT	ADDITIONAL DETAILS
LC2101-N-98	11W-900 Lumen LED (included)	14"	6"	79"	-	5 lbs.	3000K, 80 CRI, Dimmable
LC2201-N-30	20W-1600 Lumen LED (included)	19"	7"	80"	-	6 lbs.	3000K, 80 CRI, Dimmable

K O R E

They say the core of anything must conduct awesome force while producing a smooth surface finish. Done. Introducing the Kore LED Pendant. Choose a White or Brushed Aluminum color story.



LC2301-N-30


LC2401-N-30


LED

ITEM NO.	BULB	W	H	MAX. H	EXT.	WEIGHT	ADDITIONAL DETAILS
LC2301-N-30	28W-2240 Lumen LED (included)	24"	3"	77"	-	7 lbs.	3000K, 80 CRI, Dimmable
LC2401-N-30	54W-4320 Lumen LED (included)	40"	3"	77"	-	10 lbs.	3000K, 80 CRI, Dimmable

C Y C L O I D

A cycloid can be described as a curve generated by a curve. Our White-on-White Cycloid Series LED Pendants generate stares. Features modish Matte White hardware, clean-line suspension cables, and a sleek acrylic diffuser.



LC1210-10-98


LC1215-10-98



LED

ITEM NO.	BULB	W	H	MAX. H	EXT.	WEIGHT	ADDITIONAL DETAILS
LC1210-10-98	30W-3060 Lumen LED (included)	27"	40"	47"	-	5 lbs.	3000K, 80 CRI, Dimmable
LC1215-10-98	42W-4320 Lumen LED (included)	32"	40"	47"	-	8 lbs.	3000K, 80 CRI, Dimmable

G A L L E R I A

Introducing our Galleria series LED pendant: By day a sleek Aluminum ring suspended by a trio of chic, slender tension cables. By night an alluring halo of soft, dimmable white light.



LC1350-10-98


WSL1351-10-98


FLLC1352-10-98


LED

ITEM NO.	BULB	W	H	MAX. H	EXT.	WEIGHT	ADDITIONAL DETAILS
FLLC1352-10-98	21W-1800 Lumen LED (included)	11"	60"	-	-	10 lbs.	3000K, 80 CRI
LC1350-10-98	(2) 18W-2520 Lumen LED (included)	48"	3"	61"	3"	3 lbs.	3000K, 80 CRI
WSL1351-10-98	7W-540 Lumen LED (included)	6"	15"	-	4"	2 lbs.	ADA Compliant, 3000K, 80 CRI

T W I S T

An alluring tandem of gently undulating swells, our Twist series LED pendant showcases clever, double-sided metalwork radiant with creamy Opal White and natural Aluminum tones, and a chic platform of slender tension cables.



LC1310-10-98


LED

ITEM NO.	BULB	W	H	MAX. H	EXT.	WEIGHT	ADDITIONAL DETAILS
LC1310-10-98	28W-2880 Lumen LED (included)	47"	2"	47"	2"	4 lbs.	3000K, 80 CRI, Dimmable

B O W

The dynamic aesthetic appeal of a high-tension bow predates recorded history. Introducing our Bow collection pendant: Ultra-mod curvilinear silhouette, creamy Opal White and natural Aluminum tones, and a chic platform of slender tension cables. Dimmable LED efficiency.



LC5710-0-15



LC5710-0-31



LC5720-0-15



LC5720-0-31



LED

T H E W A N D

The Wand is available in 2 sizes; Short & Long. Both sizes boast a thin, streamlined profile that is finished in impeccable polished chrome or matt black. The wand uses high intensity LED sources.

ITEM NO.	BULB	W	H	MAX. H	EXT.	WEIGHT	ADDITIONAL DETAILS
LC5710-0-15	(18) 1W-1620 Lumen LED (included)	35"	1"	59"	2"	2 lbs.	3200K, 80 CRI, Chrome finish
LC5710-0-31	(18) 1W-1620 Lumen LED (included)	35"	1"	59"	2"	2 lbs.	3200K, 80 CRI, Black finish
LC5720-0-15	(24) 1W-2160 Lumen LED (included)	59"	1"	59"	2"	2 lbs.	3200K, 80 CRI, Chrome finish
LC5720-0-31	(24) 1W-2160 Lumen LED (included)	59"	1"	59"	2"	2 lbs.	3200K, 80 CRI, Black finish



LC4210-0-98


LC4200-0-30


LED

ITEM NO.	BULB	W	H	MAX. H	EXT.	WEIGHT	ADDITIONAL DETAILS
LC4200-0-30	33W-2640 Lumen LED (included)	58"	2"	78"	2"	9 lbs.	3000K, 80 CRI
LC4210-0-98	30W-2400 Lumen LED (included)	47"	2"	78"	2"	8 lbs.	3000K, 80 CRI

T E N T

Stylish and mod without cluttering the design theme, our Tent series pendant is a crisp linear casement of Matte White or natural Aluminum, perfect for a slender eat-in or galley kitchen. Durable LED efficiency.



LC4010-0-98


LC4020-10-98


LED

ITEM NO.	BULB	W	H	MAX. H	EXT.	WEIGHT	ADDITIONAL DETAILS
LC4010-0-98	10W-750 Lumen LED (included)	24"	2"	72"	1"	1 lb.	3000K, 90 CRI, Dimmable
LC4020-10-98	10W-750 Lumen LED (included)	25"	3"	74"	2"	3 lbs.	3000K, 90 CRI, Dimmable

I R I S

"Cutting edge" is not exclusive to an architect's loft. Introducing our Iris series LED pendant: An equilinear duo of soothing Frosted White glass panels and natural Aluminum supported by dual-suspension Chrome hardware and a modish wave of clear cord.



CEILING



31785/2



31786/2



46165/2



11850/2



11860/2



11880/2



11335/2



11325/2



15989/3



45320/3



45321/4



11463/3



15999/3



72194/2



63082-2



11453/3



66419/3



66418/2



ITEM NO.	BULB	W	H	EXT.	WEIGHT	ADDITIONAL DETAILS
11325/2	(2) 60W Med.	14"	7"	-	6 lbs.	Satin Brass finish, seedy glass
11335/2	(2) 60W Med.	14"	7"	-	6 lbs.	Satin Nickel finish, seedy glass
15989/3	(3) 60W Med.	15"	7"	-	9 lbs.	Satin Nickel finish, frosted glass
15999/3	(3) 60W Med.	15"	7"	-	9 lbs.	Satin Brass finish, frosted glass
31785/2	(2) 60W Med.	11"	5"	-	7 lbs.	Oiled Rubbed Bronze finish, clear ripple glass
31786/2	(2) 60W Med.	11"	5"	-	7 lbs.	Satin Nickel finish, clear ripple glass
46165/2	(2) 60W Med.	12"	6"	-	5 lbs.	Polished Chrome finish, clear wavy glass
63082-2	(2) 60W Med.	12"	5"	-	7 lbs.	Satin Brass finish, Bulb #1092 optional
72194/2	(2) 60W Med.	12"	7"	-	7 lbs.	Oil Rubbed Bronze finish, Bulb #1092 optional

ITEM NO.	BULB	W	H	EXT.	WEIGHT	ADDITIONAL DETAILS
11453/3	(3) 60W Cand.	15"	5"	-	8 lbs.	Oiled Bronze finish, clear ribbed glass
11463/3	(3) 60W Cand.	15"	5"	-	8 lbs.	Brushed Nickel finish, clear ribbed glass
11850/2	(2) 60W Med.	13"	5"	-	9 lbs.	Bulb #1092 optional, Polished Nickel finish
11860/2	(2) 60W Med.	13"	5"	-	9 lbs.	Bulb #1092 optional, Brushed Nickel finish
11880/2	(2) 60W Med.	13"	5"	-	9 lbs.	Bulb #1092 optional, Weathered Zinc/Polished Nickel finish
45320/3	(3) 40W Med.	16"	5"	-	3 lbs.	Oil Rubbed Bronze finish
45321/4	(4) 40W Med.	21"	5"	-	4 lbs.	Oil Rubbed Bronze finish
66418/2	(2) 60W Med.	13"	5"	-	7 lbs.	Oil Rubbed Bronze finish
66419/3	(3) 60W Med.	17"	5"	-	10 lbs.	Oil Rubbed Bronze finish



66121-2



66131-2



66141-2



14360/1



14351/2



14350/1



66631-2



66111-2



32121/2



81223/1



81224/1



11445/3



14371/2



14370/1



14361/2



63021-2



31211/2



11465/3



ITEM NO.	BULB	W	H	EXT.	WEIGHT	ADDITIONAL DETAILS
14361/2	(2) 60W Cand.	7"	12"	-	3 lbs.	Antique Brass finish
14370/1	(1) 60W Cand.	7"	9"	-	3 lbs.	Oil Rubbed Bronze finish
14371/2	(2) 60W Cand.	7"	12"	-	3 lbs.	Oil Rubbed Bronze finish
32121/2	(2) 60W Med.	12"	5"	-	10 lbs.	Malted Rust finish, Bulb #1092 optional
66111-2	(2) 60W Med.	13"	5"	-	6 lbs.	Polished Nickel with White Glass
66121-2	(2) 60W Med.	13"	5"	-	6 lbs.	Satin Nickel with White Glass
66131-2	(2) 60W Med.	13"	5"	-	6 lbs.	Oiled Bronze with Amber Glass
66141-2	(2) 60W Med.	13"	5"	-	6 lbs.	Antique Copper with White Glass
66631-2	(2) 60W Med.	13"	5"	-	6 lbs.	Oiled Bronze finish with White Glass

ITEM NO.	BULB	W	H	EXT.	WEIGHT	ADDITIONAL DETAILS
11445/3	(3) 60W Med.	17"	6"	-	9 lbs.	Polished Chrome finish, frosted glass
11465/3	(3) 60W Med.	15"	5"	-	7 lbs.	Brushed Nickel finish, opal white glass
14350/1	(1) 60W Cand.	7"	9"	-	3 lbs.	Polished Chrome finish
14351/2	(2) 60W Cand.	7"	12"	-	3 lbs.	Polished Chrome finish
14360/1	(1) 60W Cand.	7"	9"	-	3 lbs.	Antique Brass finish
31211/2	(2) 60W Med.	12"	5"	-	7 lbs.	Polished Nickel finish, Bulb #1092 optional
63021-2	(2) 60W Med.	12"	5"	-	7 lbs.	Oiled Bronze finish, Bulb #1092 optional
81223/1	(1) 60W Med.	8"	12"	-	3 lbs.	Oil Rubbed Bronze finish, Bulb #1092 optional
81224/1	(1) 60W Med.	7"	11"	-	3 lbs.	Oil Rubbed Bronze finish, Bulb #1092 optional



15015/2



15025/2



66254-2



12841/4



11841/4



66895/4



11464/2



31422/3



11821/3



31990/6



32990/6



10686/4



11820/2



11811/3



11810/2



14331/3



66910/4



66970/4



ITEM NO.	BULB	W	H	EXT.	WEIGHT	ADDITIONAL DETAILS
11464/2	(2) 60W Med.	13"	6"	-	8 lbs.	Brushed Nickel finish, opal white glass
11810/2	(2) 60W Med.	10"	5"	-	3 lbs.	Oil Rubbed Bronze finish
11811/3	(3) 60W Med.	14"	5"	-	5 lbs.	Oil Rubbed Bronze finish
11820/2	(2) 60W Med.	10"	5"	-	3 lbs.	Brushed Nickel finish
11821/3	(3) 60W Med.	14"	5"	-	5 lbs.	Brushed Nickel finish
15015/2	(2) 60W Med.	13"	6"	-	7 lbs.	Polished Chrome finish
15025/2	(2) 60W Med.	13"	6"	-	7 lbs.	Oiled Bronze finish
31422/3	(3) 60W Med.	16"	5"	-	6 lbs.	Brushed Nickel finish, diamond tread aluminum
66254-2	(2) 60W Med.	13"	5"	-	6 lbs.	Oiled Bronze with White glass

ITEM NO.	BULB	W	H	EXT.	WEIGHT	ADDITIONAL DETAILS
10686/4	(4) 60W Med.	16"	6"	-	6 lbs.	Weathered Zinc finish, Bulb #1102 optional
11841/4	(4) 60W Cand.	16"	18"	-	5 lbs.	Weathered Zinc/Brushed Nickel finish
12841/4	(4) 60W Cand.	16"	18"	-	5 lbs.	Matte Gold finish
14331/3	(3) 60W Med.	16"	13"	-	15 lbs.	Clay Iron finish, Bulb #1102 optional
31990/6	(6) 60W Med.	16"	9"	13"	3 lbs.	Silvered Graphite finish, Bulb #1099 optional
32990/6	(6) 60W Med.	16"	9"	13"	3 lbs.	Matte Gold finish, Bulb #1099 optional
66895/4	(4) 60W Med.	18"	17"	-	4 lbs.	Weathered Zinc finish, Bulb #1099 optional
66910/4	(4) 60W Med.	5"	20"	9"	3 lbs.	Oil Rubbed Bronze finish, Bulb #1102 optional
66970/4	(4) 60W Med.	5"	20"	9"	3 lbs.	Oil Rubbed Bronze finish, Bulb #1102 optional



31237/6 Shown as semi-flush 9" H



11654/2



63011-2



31519/3



31481/2



66191-3



63052-2



31506/4



66221-1



08103-AGB



08101-AGB



08100-AGB



14259/5



17053/1



31529/3



08099-AGB



08097-AGB



08096-AGB



ITEM NO.	BULB	W	H	EXT.	WEIGHT	ADDITIONAL DETAILS
11654/2	(2) 60W Med.	13"	11"	-	4 lbs.	Oil Rubbed Bronze finish
14259/5	(5) 60W Med.	20"	16"	-	6 lbs.	Bulb #1092 optional, Wroght Iron Black finish
17053/1	(1) 60W Med.	8"	9"	-	2 lbs.	Polished Chrome finish
31237/6*	(6) 60W Med.	22"	4"	-	7 lbs.	Bulb #1092 optional, Silvered Graphite finish
31506/4	(4) 60W Cand.	12"	11"	-	8 lbs.	Oil Rubbed Bronze finish
31529/3	(3) 60W Med.	16"	9"	-	6 lbs.	Oil Rubbed Bronze finish
63011-2	(2) 60W Med.	15"	14"	-	8 lbs.	Aged Bronze with White glass
63052-2	(2) 60W Med.	15"	14"	-	8 lbs.	Silvered Graphite finish
66221-1	(1) 75W Med.	11"	11"	-	3 lbs.	Oiled Bronze with White glass

* (1) 6", (1) 12" & (1) 24" extension rods w/hang straight included

ITEM NO.	BULB	W	H	EXT.	WEIGHT	ADDITIONAL DETAILS
08096-AGB	(3) 75W Med.	16"	12"	-	5 lbs.	Antique Golden Bronze with Amber Antique glass
08097-AGB*	(3) 75W Med.	10"	9"	-	4 lbs.	Antique Golden Bronze with Amber Antique glass
08099-AGB	(3) 75W Med.	19"	14"	-	7 lbs.	Antique Golden Bronze with Amber Antique glass
08100-AGB*	(3) 75W Med.	12"	13"	-	3 lbs.	Antique Golden Bronze with Amber Antique glass
08101-AGB	(3) 75W Med.	16"	11"	-	5 lbs.	Antique Golden Bronze with Amber Antique glass
08103-AGB*	(3) 75W Med.	10"	10"	-	3 lbs.	Antique Golden Bronze with Amber Antique glass
31481/2	(2) 60W Med.	13"	5"	-	4 lbs.	Aged Brass finish, Bulb #1092 optional
31519/3	(3) 60W Med.	16"	9"	-	6 lbs.	Aged Silver finish
66191-3	(3) 75W Med.	14"	10"	-	5 lbs.	Oiled Bronze with Restoration glass

* Regular medium base torpedo bulb recommended



08095-AGB



08093-AGB



08094-AGB



66335-3



16042/3



16041/2



08092-AGB



08098-AGB



66092-3



46123/3



46122/2



46103/3



66093-4



66395-3



66392-3



46102/2



46113/3



46112/2



ITEM NO.	BULB	W	H	EXT.	WEIGHT	ADDITIONAL DETAILS
08092-AGB*	(3) 75W Med.	12"	12"	-	3 lbs.	Antique Golden Bronze with Amber glass
08093-AGB	(4) 75W Med.	20"	13"	-	8 lbs.	Antique Golden Bronze with Amber glass
08094-AGB	(3) 75W Med.	15"	15"	-	6 lbs.	Antique Golden Bronze with Amber glass
08095-AGB	(4) 75W Med.	19"	14"	-	8 lbs.	Antique Golden Bronze with Amber glass
08098-AGB*	(3) 75W Med.	11"	10"	-	3 lbs.	Antique Golden Bronze with Frosted glass and clear highlights
66092-3*	(3) 75W Med.	12"	12"	-	3 lbs.	Dark Silver with White Antique glass
66093-4	(4) 75W Med.	20"	13"	-	10 lbs.	Dark Silver with White Antique glass
66392-3*	(3) 75W Med.	12"	12"	-	3 lbs.	Oil Rubbed Bronze with Clear glass
66395-3	(3) 75W Med.	15"	15"	-	6 lbs.	Oil Rubbed Bronze with Clear glass

* Regular medium base torpedo bulb recommended

ITEM NO.	BULB	W	H	EXT.	WEIGHT	ADDITIONAL DETAILS
16041/2	(2) 60W Med.	12"	7"	-	6 lbs.	Oiled Rubbed Bronze finish, clear crystal glass
16042/3	(3) 60W Med.	14"	8"	-	8 lbs.	Oiled Rubbed Bronze finish, clear crystal glass
46102/2	(2) 60W Med.	12"	5"	-	10 lbs.	Polished Nickel finish
46103/3	(3) 60W Med.	16"	5"	-	15 lbs.	Polished Nickel finish
46112/2	(2) 60W Med.	12"	5"	-	10 lbs.	Brushed Nickel finish
46113/3	(3) 60W Med.	16"	5"	-	15 lbs.	Brushed Nickel finish
46122/2	(2) 60W Med.	12"	5"	-	10 lbs.	Aged Brass finish
46123/3	(3) 60W Med.	16"	5"	-	15 lbs.	Aged Brass finish
66335-3	(3) 75W Med.	12"	9"	-	3 lbs.	Oiled Bronze with Frosted glass and clear highlights



46133/3



46132/2



81041/4



10129/5



10128/3



10329/5



81040/3



15225/3



15223/1



10328/3



15970/3



81124/3



15215/3



15213/1



81094/3



57091/4



Bulb #1101 optional



45290/4



46185/3



ITEM NO.	BULB	W	H	EXT.	WEIGHT	ADDITIONAL DETAILS
15213/1	(1) 60W Cand.	12"	9"	-	8 lbs.	Polished Chrome finish
15215/3	(3) 60W Cand.	19"	13"	-	22 lbs.	Polished Chrome finish
15223/1	(1) 60W Cand.	12"	9"	-	8 lbs.	Oil Rubbed Bronze finish
15225/3	(3) 60W Cand.	19"	13"	-	22 lbs.	Oil Rubbed Bronze finish
46132/2	(2) 60W Med.	12"	5"	-	10 lbs.	Oil Rubbed Bronze finish
46133/3	(3) 60W Med.	16"	5"	-	15 lbs.	Oil Rubbed Bronze finish
81040/3	(3) 60W Cand.	12"	6"	-	7 lbs.	Polished Chrome finish
81041/4	(4) 60W Cand.	16"	6"	-	10 lbs.	Polished Chrome finish
81094/3*	(3) 100W Med.	14"	9"	-	10 lbs.	Aged Silver finish

* (3) 12" extension rods w/hang straight included

ITEM NO.	BULB	W	H	EXT.	WEIGHT	ADDITIONAL DETAILS
10128/3*	(3) 60W Med.	16"	8"	-	11 lbs.	Polished Nickel finish
10129/5*	(5) 60W Med.	24"	8"	-	17 lbs.	Polished Nickel finish
10328/3*	(3) 60W Med.	16"	8"	-	11 lbs.	Aged Bronze finish
10329/5*	(5) 60W Med.	24"	8"	-	17 lbs.	Aged Bronze finish
15970/3	(3) 100W Med.	16"	10"	-	17 lbs.	Oil Rubbed Bronze finish
45290/4	(4) 60W Cand.	13"	7"	-	11 lbs.	Polished Chrome finish
46185/3	(3) 40W G9 (included)	13"	11"	-	8 lbs.	Polished Chrome finish, crystal
57091/4	(4) 60W Cand.	21"	8"	-	8 lbs.	Oil Rubbed Bronze finish
81124/3	(3) 60W Med.	16"	8"	-	9 lbs.	Oil Rubbed Bronze finish

* 1-6" and 2-12" extension rods with hang straight included



11122/4



11151/6



11150/3



11931/6



11933/8



11930/3



18242/8



18241/4



31272/3



12032/3



31093/8



31092/4



16281/3



11932/8



32093/8



32092/4



46044/4



ITEM NO.	BULB	W	H	EXT.	WEIGHT	ADDITIONAL DETAILS
11122/4	(4) 60W Cand.	19"	6"	-	18 lbs.	Matte Gold finish
11150/3	(3) 60W Cand.	15"	11"	-	8 lbs.	Weathered Zinc finish
11151/6	(6) 60W Cand.	21"	12"	-	14 lbs.	Weathered Zinc finish
11932/8	(8) 60W Cand.	24"	13"	-	12 lbs.	Weathered Zinc finish
16281/3	(3) 60W Cand.	19"	18"	-	7 lbs.	Aged Silver finish
18241/4	(4) 60W Cand.	22"	10"	-	8 lbs.	Sunglow Bronze finish
18242/8	(8) 60W Cand.	32"	10"	-	11 lbs.	Sunglow Bronze finish
31272/3	(3) 60W Cand.	10"	9"	-	7 lbs.	Oil Rubbed Bronze finish

ITEM NO.	BULB	W	H	EXT.	WEIGHT	ADDITIONAL DETAILS
11930/3	(3) 60W Cand.	17"	11"	-	6 lbs.	Weathered Zinc finish
11931/6	(6) 60W Cand.	19"	12"	-	8 lbs.	Weathered Zinc finish
11933/8	(8) 60W Cand.	24"	13"	-	12 lbs.	Matte Gold finish
12032/3	(3) 60W Cand.	13"	29"	-	9 lbs.	Mocha finish
31092/4	(4) 60W Cand.	17"	12"	-	9 lbs.	Weathered Bronze finish
31093/8	(8) 60W Cand.	25"	11"	-	13 lbs.	Weathered Bronze finish
32092/4	(4) 60W Cand.	17"	12"	-	9 lbs.	Matte Gold finish
32093/8	(8) 60W Cand.	25"	11"	-	13 lbs.	Matte Gold finish
46044/4	(4) 60W Cand.	16"	11"	-	10 lbs.	Mocha finish, curved crystal



11225/2



11481/4



11480/3



11227/3



11226/2



2402/6



2493/4



1513/2



10271/3



11782/5



11781/4



46045/6



31433/8



31432/6



31431/3



11286/4



11720/6



11721/8



ITEM NO.	BULB	W	H	EXT.	WEIGHT	ADDITIONAL DETAILS
1513/2	(2) 60W Med.	15"	5"	-	8 lbs.	Antique Silver finish
2493/4	(4) 60W Cand.	15"	10"	-	11 lbs.	Burnt Bronze finish
10271/3	(3) 60W Med.	16"	8"	-	9 lbs.	Satin Nickel finish
11225/2	(2) 60W Med.	13"	8"	-	7 lbs.	Polished Chrome finish
11480/3	(3) 60W Cand.	12"	8"	-	6 lbs.	Sunset Silver finish, clear crystal
11481/4	(4) 60W Cand.	15"	9"	-	8 lbs.	Sunset Silver finish, clear crystal
31431/3	(3) 60W Cand.	23"	11"	-	9 lbs.	Aged Silver finish, crystal
31432/6	(6) 60W Cand.	26"	27"	-	20 lbs.	Aged Silver finish, crystal
31433/8	(8) 60W Cand.	37"	31"	-	29 lbs.	Aged Silver finish, crystal

ITEM NO.	BULB	W	H	EXT.	WEIGHT	ADDITIONAL DETAILS
2402/6	(6) 60W Cand.	20"	14"	-	12 lbs.	Spanish Bronze finish
11226/2	(2) 60W Med.	13"	6"	-	7 lbs.	Polished Chrome finish
11227/3	(3) 60W Med.	16"	7"	-	9 lbs.	Polished Chrome finish
11286/4	(4) 60W Cand.	13"	10"	-	7 lbs.	Antique Bronze finish
11720/6	(6) 60W Cand.	13"	20"	-	10 lbs.	Spanish Bronze finish
11721/8	(8) 60W Cand.	17"	23"	-	13 lbs.	Spanish Bronze finish
11781/4	(4) 60W Cand.	16"	14"	-	7 lbs.	Antique Bronze finish, crystal
11782/5	(5) 60W Cand.	21"	17"	-	10 lbs.	Antique Bronze finish, crystal
46045/6	(6) 60W Cand.	22"	23"	-	17 lbs.	Mocha finish, curved crystal



31240/2



31241/2



31242/3



15964/10



15963/8



5963/6



11695/8



11694/4



11693/2



5962/3



15994/6



15993/3



12025/6



12024/5



2494/6



5964/3



2157/3



2156/2



ITEM NO.	BULB	W	H	EXT.	WEIGHT	ADDITIONAL DETAILS
2494/6	(6) 60W Cand.	18"	21"	-	18 lbs.	Antique Bronze finish
11693/2	(2) 60W Cand.	13"	6"	-	6 lbs.	Aged Silver finish, filigree crystal
11694/4	(4) 60W Cand.	17"	6"	-	10 lbs.	Aged Silver finish, filigree crystal
11695/8	(8) 60W Cand.	24"	9"	-	21 lbs.	Aged Silver finish, filigree crystal
12024/5	(5) 60W Cand.	20"	26"	-	18 lbs.	Mocha finish
12025/6	(6) 60W Cand.	26"	30"	-	26 lbs.	Mocha finish
31240/2	(2) 60W Cand.	12"	7"	-	6 lbs.	Polished Chrome finish, clear crystal
31241/2	(2) 60W Cand.	12"	6"	-	6 lbs.	Polished Chrome finish, clear crystal
31242/3	(3) 60W Cand.	16"	7"	-	10 lbs.	Polished Chrome finish, clear crystal

ITEM NO.	BULB	W	H	EXT.	WEIGHT	ADDITIONAL DETAILS
2156/2	(2) 60W Med.	16"	10"	-	9 lbs.	Burnt Bronze finish
2157/3	(3) 60W Med.	19"	20"	-	16 lbs.	Burnt Bronze finish
5962/3	(3) 60W Cand.	13"	7"	-	6 lbs.	Dark Bronze finish
5963/6	(6) 60W Cand.	17"	10"	-	10 lbs.	Dark Bronze finish
5964/3	(3) 60W Cand.	13"	14"	-	8 lbs.	Dark Bronze finish
15963/8	(8) 60W Cand.	22"	12"	-	16 lbs.	Dark Bronze finish
15964/10	(10) 60W Cand.	28"	14"	-	27 lbs.	Dark Bronze finish
15993/3	(3) 60W Cand.	13"	7"	-	6 lbs.	Weathered Zinc finish
15994/6	(6) 60W Cand.	17"	10"	-	10 lbs.	Weathered Zinc finish



16245/6



6232/4



6233/6



18111/2



18151/2



7956/5



16251/6



16250/4



6242/4



11773/8



Shown as semi-flush 13" H



11772/6



18096/3



31007/3



8069/2



8059/2



7044/3



7047/6



7046/3



ITEM NO.	BULB	W	H	EXT.	WEIGHT	ADDITIONAL DETAILS
6232/4	(4) 60W Cand.	16"	11"		11 lbs.	Sunset Silver finish
6233/6	(6) 60W Cand.	20"	21"	-	19 lbs.	Sunset Silver finish
6242/4	(4) 60W Cand.	16"	11"	-	11 lbs.	Dark Bronze finish
8059/2	(2) 60W Med.	24"	12"	-	8 lbs.	Deep Rust finish
8069/2	(2) 60W Med.	24"	12"	-	8 lbs.	Russet Beige finish
16245/6	(6) 60W Cand.	24"	12"	-	23 lbs.	Sunset Silver finish
16250/4	(4) 60W Cand.	16"	11"	-	11 lbs.	Weathered Zinc finish
16251/6	(6) 60W Cand.	24"	12"	-	23 lbs.	Weathered Zinc finish
31007/3	(3) 60W Med.	16"	7"	-	10 lbs.	Renaissance Silver Leaf finish

ITEM NO.	BULB	W	H	EXT.	WEIGHT	ADDITIONAL DETAILS
7044/3	(3) 60W Cand.	19"	13"	-	8 lbs.	Deep Rust finish
7046/3	(3) 60W Cand.	27"	12"	-	7 lbs.	Deep Rust finish
7047/6	(6) 60W Cand.	38"	13"	-	17 lbs.	Deep Rust finish
7956/5	(5) 40W G9 (included)	27"	7"	13"	8 lbs.	Aged Bronze finish
11772/6	(6) 60W Cand.	24"	8"	-	6 lbs.	Burnt Bronze finish
11773/8	(8) 60W Cand.	30"	30"	-	15 lbs.	Burnt Bronze finish
18096/3	(3) 60W Cand.	17"	8"	-	6 lbs.	Cream finish
18111/2	(2) 60W Med.	17"	14"	-	7 lbs.	Antique White finish
18151/2	(2) 60W Med.	17"	11"	-	7 lbs.	Light Pink finish



9105/4



20089/3



11130/6



46022/4



46021/3



52020/3



45261/4



45260/3



31500/2



65304/3



15931/3



31650/3



20131/3



20101/3



20100/2



31262/3



31361/2



31371/2



ITEM NO.	BULB	W	H	EXT.	WEIGHT	ADDITIONAL DETAILS
9105/4	(4) 40W G9 (included)	36"	10"	-	19 lbs.	Bronze Rust finish
11130/6	(6) 60W Cand.	20"	11"	-	10 lbs.	Polished Chrome finish
20089/3	(3) 60W Med.	16"	15"	-	3 lbs.	Darkwood finish
20100/2	(2) 60W Med.	13"	6"	-	4 lbs.	Deep Rust finish
20101/3	(3) 60W Med.	16"	6"	-	7 lbs.	Deep Rust finish
20131/3	(3) 60W Med.	16"	6"	-	7 lbs.	Polished Chrome finish
31500/2	(2) 60W Cand.	15"	11"	-	10 lbs.	Polished Nickel finish, K9 crystal beads
45260/3	(3) 60W G9 (included)	13"	7"	-	4 lbs.	Polished Chrome finish
45261/4	(4) 60W G9 (included)	17"	8"	-	7 lbs.	Polished Chrome finish

ITEM NO.	BULB	W	H	EXT.	WEIGHT	ADDITIONAL DETAILS
15931/3	(3) 60W Cand.	14"	14"	-	5 lbs.	Weathered Zinc finish
31262/3	(3) 60W Med.	16"	14"	-	7 lbs.	Brushed Antique Brass finish
31361/2	(2) 60W Med.	14"	9"	-	6 lbs.	Aged Silver finish
31371/2	(2) 60W Med.	14"	9"	-	6 lbs.	Aged Bronze finish
31650/3	(3) 60W Med.	17"	16"	-	5 lbs.	Polished Nickel finish
46021/3	(3) 60W Cand.	14"	21"	-	3 lbs.	Mocha finish
46022/4	(4) 60W Cand.	19"	28"	-	5 lbs.	Mocha finish
52020/3	(3) 60W Cand.	14"	19"	-	4 lbs.	Palmero Rust finish
65304/3	(3) 60W Med.	16"	16"	-	13 lbs.	Weathered Bronze finish, gray agate stones



22004/4
Shown as semi-flush 17" H



22002/2



22012/4



937-CB



936-CB



70114-1



22013/8



22011/3



22014/4



08015-TBH



641-BC



70089-1



11055/4



20061/2



66380/3



621-AB



933-TB



934-CB

ITEM NO.	BULB	W	H	EXT.	WEIGHT	ADDITIONAL DETAILS
11055/4	(4) 60W Med.	20"	14"	-	9 lbs.	Brushed Antique Brass finish
20061/2	(2) 60W Med.	15"	9"	-	9 lbs.	Polished Nickel finish
22002/2	(2) 60W Med.	14"	6"	-	5 lbs.	Brushed Brass finish
22004/4	(4) 60W Med.	18"	17"	-	9 lbs.	Brushed Brass finish
22011/3	(3) 60W Cand.	21"	6"	-	8 lbs.	Brushed Brass finish
22012/4	(4) 60W Med.	25"	22"	-	11 lbs.	Brushed Brass finish
22013/8	(8) 60W Med.	43"	23"	-	18 lbs.	Brushed Brass finish
22014/4	(4) 60W Med.	25"	22"	-	11 lbs.	Oiled Rubbed Bronze finish
66380/3	(3) 60W Med.	15"	11"	-	4 lbs.	Rust finish

ITEM NO.	BULB	W	H	EXT.	WEIGHT	ADDITIONAL DETAILS
08015-TBH	(3) 75W Med.	16"	15"	-	7 lbs.	Tiffany Bronze with Highlights and Tiffany glass
621-AB	(3) 75W Med.	14"	13"	-	12 lbs.	Burnished Copper with Cream Tiffany glass
641-BC	(3) 75W Med.	16"	11"	-	10 lbs.	Burnished Copper with Tiffany glass
933-TB	(3) 75W Med.	16"	8"	-	10 lbs.	Tiffany Bronze finish with Tiffany glass
934-CB	(3) 75W Med.	16"	8"	-	10 lbs.	Classic Bronze with Tiffany Glass
936-CB	(3) 75W Med.	16"	8"	-	10 lbs.	Classic Bronze finish
937-CB	(3) 75W Med.	16"	8"	-	10 lbs.	Classic Bronze finish
70089-1	(1) 75W Med.	8"	11"	-	2 lbs.	Burnished Copper with Tiffany glass
70114-1	(1) 75W Med.	8"	11"	-	2 lbs.	Tiffany Bronze with Highlights and Tiffany glass

Due to its hand-made nature, each piece of tiffany glass will vary slightly in color and pattern.



70021-1



941-TB



931-VA



990-D



990-J



70014-3



70027-2



70007-2



10401/2



997-AW-01



997-AW-03



997-AW-04



997-AW-07



997-AW-09



997-AW-10



997-AW-12



997-AW-13



997-AW-17



997-AW-19



997-AW-21



997-AW-28



ITEM NO.	BULB	W	H	EXT.	WEIGHT	ADDITIONAL DETAILS
931-VA	(3) 75W Med.	16"	8"	-	10 lbs.	Vintage Antique with Tiffany glass
941-TB	(3) 75W Med.	16"	8"	-	10 lbs.	Tiffany Bronze with White Tiffany Glass
990-D	(2) 60W Med.	12"	5"	-	7 lbs.	Fan Kit/Ceiling Mount, White Tiffany Glass
990-J	(2) 60W Med.	14"	5"	-	8 lbs.	Fan Kit/Ceiling Mount, Tiffany glass
10401/2	(2) 60W Med.	12"	5"	-	3 lbs.	Satin Nickel finish, gray capiz shells
70007-2	(2) 60W Med.	14"	5"	-	7 lbs.	Matte Black with Cream art glass
70014-3	(3) 60W Med.	16"	6"	-	7 lbs.	Oiled Bronze with Cream glass
70021-1	(1) 75W Med.	8"	11"	-	2 lbs.	Matte Black with Tiffany glass
70027-2	(2) 60W Med.	13"	4"	-	5 lbs.	Oiled Bronze with Tea Stained glass

Adjust chains to suit your needs. 18" of chain per socket included

Aged Walnut Finish
Size: W: 14" H: 16"

Lamp: (3) 75W Med.
Weight: 13 lbs.

MIX - N - MATCH SHADES

Due to its hand-made nature, each piece of tiffany glass will vary slightly in color and pattern.



10139/2WHT



10139/2SLV



10140/2



15031/3



70065-2



57024/3



73022-3



73032-3



10411/3



57025/2



70263/3



70261/2



10730/3



10740/3



72185/3



70202/3



70274/2



ITEM NO.	BULB	W	H	EXT.	WEIGHT	ADDITIONAL DETAILS
10139/2SLV	(2) 60W Med.	12"	5"	-	4 lbs.	Silver glass, Satin Nickel and Dark Rust finials included
10139/2WHT	(2) 60W Med.	12"	5"	-	4 lbs.	White glass, Satin Nickel and Dark Rust finials included
10140/2	(2) 75W Med.	12"	5"	-	4 lbs.	Cappa Shells, Satin Nickel finish
10411/3	(3) 60W Med.	16"	8"	-	6 lbs.	Satin Nickel finish, shells
10730/3	(3) 60W Med.	16"	6"	-	5 lbs.	Polished Chrome finish
10740/3	(3) 60W Med.	16"	6"	-	5 lbs.	Polished Chrome finish
73022-3	(3) 60W Med.	16"	11"	-	6 lbs.	Satin Nickel with Crackled glass
73032-3	(3) 60W Med.	16"	11"	-	6 lbs.	Satin Nickel with Crackled glass

ITEM NO.	BULB	W	H	EXT.	WEIGHT	ADDITIONAL DETAILS
15031/3	(3) 60W Med.	13"	7"	-	4 lbs.	Aged Bronze finish
57024/3	(3) 100W Med.	18"	13"	-	8 lbs.	Oiled Rubbed Bronze finish
57025/2	(2) 60W Med.	13"	6"	-	5 lbs.	Oil Rubbed Bronze finish
70065-2	(2) 60W Med.	14"	9"	-	5 lbs.	Tiffany Bronze finish with Tan Mica
70202/3	(3) 60W Med.	14"	14"	-	5 lbs.	Tiffany Bronze finish
70261/2	(2) 60W Med.	14"	11"	-	5 lbs.	Tiffany Bronze finish
70263/3*	(3) 100W Med.	18"	6"	-	8 lbs.	Tiffany Bronze finish
70274/2	(2) 100W Med.	15"	13"	-	6 lbs.	Iron Rust finish
72185/3**	(3) 60W Med.	20"	7"	-	8 lbs.	Oiled Rubbed Bronze finish

* (2) 6" & (2) 12" extension rods w/hang straight included

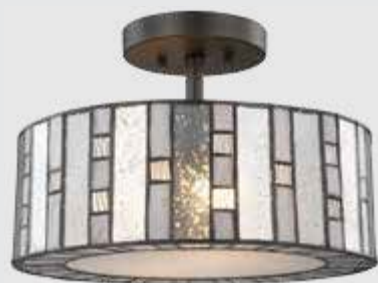
** (1) 6", (1) 12" & (1) 18" extension rods w/hang straight included



70253/3



70251/2



70213/2



15979/2



10263/3



10262/3



70225/3



72061-2



72071-2



31284/2



20152/3



20006/5



53001/3



19065/3



31122/3



7633/2



1743/2



10173/3



ITEM NO.	BULB	W	H	EXT.	WEIGHT	ADDITIONAL DETAILS
19065/3	(3) 60W Med.	14"	9"	-	7 lbs.	Polished Chrome finish
31122/3	(3) 60W Med.	16"	13"	-	11 lbs.	Aged Silver finish
53001/3	(3) 60W Med.	18"	8"	-	3 lbs.	Beige fabric inner drum
70213/2	(2) 100W Med.	14"	10"	-	6 lbs.	Tiffany Bronze finish
70225/3	(3) 60W Med.	16"	6"	-	9 lbs.	Tiffany Bronze finish
70251/2	(2) 60W Med.	14"	11"	-	6 lbs.	Tiffany Bronze finish
70253/3*	(3) 100W Med.	18"	6"	-	8 lbs.	Tiffany Bronze finish
72061-2	(2) 60W Med.	13"	11"	-	7 lbs.	Brushed Nickel finish
72071-2	(2) 60W Med.	13"	11"	-	7 lbs.	Brushed Nickel finish

* (2) 6" & (2) 12" extension rods w/hang straight included

ITEM NO.	BULB	W	H	EXT.	WEIGHT	ADDITIONAL DETAILS
1743/2	(2) 60W Med.	16"	15"	-	6 lbs.	Aged Bronze finish
7633/2	(2) 60W Med.	16"	15"	-	6 lbs.	Satin Nickel finish
10262/3	(3) 60W Med.	16"	14"	-	7 lbs.	Brushed Antique Brass finish
10263/3	(3) 60W Med.	16"	14"	-	7 lbs.	Polished Nickel finish
15979/2	(2) 60W Med.	12"	8"	-	4 lbs.	Oiled Rubbed Bronze finish, clear crystals
20006/5	(5) 60W Med.	23"	12"	-	11 lbs.	Antique Silver finish
20152/3	(3) 60W Med.	18"	12"	-	8 lbs.	Satin Nickel finish
31284/2	(2) 60W Med.	12"	10"	-	3 lbs.	Polished Chrome finish
10173/3*	(3) 60W Med.	18"	8"	-	8 lbs.	Polished Nickel finish

* 1-6" and 2-12" extension rods with hang straight included



31024/3



32104/3



32102/1



46028/2



81155/5



81154/3



31101/3




31102/1



10519/3



45285/3



32226/8



32234/4



10119/3



32331/4



31551/3



11854/6



11853/5



32224/3



ITEM NO.	BULB	W	H	EXT.	WEIGHT	ADDITIONAL DETAILS
10119/3	(3) 60W Cand.	9"	17"	-	3 lbs.	Polished Nickel finish
10519/3	(3) 60W Cand.	9"	17"	-	3 lbs.	Oiled Rubbed Bronze and Brushed Antique Brass finish
31024/3	(3) 60W Med.	16"	7"	-	5 lbs.	Polished Nickel finish
31101/3*	(3) 100W Med.	16"	10"	-	8 lbs.	Polished Chrome finish
31102/1*	(1) 100W Med.	10"	6"	-	4 lbs.	Polished Chrome finish
31551/3	(3) 60W Med.	19"	8"	-	8 lbs.	Polished Nickel finish, chestnut finish wood
32102/1*	(1) 100W Med.	7"	6"	-	2 lbs.	Oiled Rubbed Bronze finish
32104/3*	(3) 100W Med.	16"	7"	-	8 lbs.	Oiled Rubbed Bronze finish
32331/4	(4) 60W Cand.	17"	13"	-	8 lbs.	Satin Brass finish

* (1) 6" and (2) 12" extension rods with hang straight included

ITEM NO.	BULB	W	H	EXT.	WEIGHT	ADDITIONAL DETAILS
11853/5	(5) 60W Med.	20"	12"	18"	3 lbs.	Aged Black Nickel finish, Bulb #1099 optional
11854/6	(6) 60W Med.	23"	9"	18"	4 lbs.	Aged Black Nickel finish, Bulb #1099 optional
32224/3	(3) 60W Med.	16"	6"	-	8 lbs.	Satin Nickel finish
32226/8	(8) 60W G9 (included)	29"	38"	-	44 lbs.	Brushed Stainless Steel with Polished Nickel accents
32234/4	(4) 60W Med.	28"	16"	-	13 lbs.	Polished Nickel finish, Bulb #1102 optional
45285/3	(3) 60W Cand.	14"	9"	-	8 lbs.	Polished Chrome finish
46028/2	(2) 60W Med.	12"	7"	-	4 lbs.	Mocha finish
81154/3	(3) 60W Med.	15"	12"	-	7 lbs.	Polished Chrome finish
81155/5*	(5) 60W Med.	18"	8"	-	10 lbs.	Polished Chrome finish

* (3) 12" extension rods w/hang straight included



11830/6



31545/12



11112/6



11891/6



1991/1



1990/3



11111/4



11749/12



11748/8



30023/5



FM1201-0-15



FM1101-0-15



11759/12



11758/8



11892/13



81081/4



FML801-PW-15



LED



LC412-10-45



LED

ITEM NO.	BULB	W	H	EXT.	WEIGHT	ADDITIONAL DETAILS
11111/4	(4) 60W Cand.	22"	10"	-	9 lbs.	Matte Gold finish
11112/6	(6) 60W Cand.	32"	11"	-	11 lbs.	Matte Gold finish
11748/8	(8) 60W Cand.	26"	9"	-	9 lbs.	Polished Chrome finish
11749/12	(12) 60W Cand.	34"	11"	-	11 lbs.	Polished Chrome finish
11758/8	(8) 60W Cand.	26"	9"	-	9 lbs.	Polished Gold finish
11759/12	(12) 60W Cand.	34"	11"	-	11 lbs.	Polished Gold finish
11830/6	(6) 40W G9 (included)	19"	10"	-	6 lbs.	Polished Chrome finish
11892/13	(13) 40W G9 (included)	32"	12"	-	13 lbs.	Polished Chrome finish, 1,232 Crystal beads
31545/12	(12) 40W G9 (included)	22"	15"	-	9 lbs.	White finish

ITEM NO.	BULB	W	H	EXT.	WEIGHT	ADDITIONAL DETAILS
1990/3	(3) 60W Cand.	12"	7"	-	4 lbs.	Polished Chrome finish
1991/1	(1) 100W Med.	10"	13"	-	5 lbs.	Polished Chrome finish
11891/6	(6) 40W G9 (included)	21"	12"	-	8 lbs.	Polished Chrome finish, 880 Crystal beads
30023/5	(5) 20W G4 (included)	13"	10"	-	7 lbs.	Polished Chrome finish
81081/4	(4) 60W Cand.	16"	5"	-	7 lbs.	Polished Chrome finish
FM1101-0-15	(1) 40W G9 (included)	6"	5"	-	-	Chrome finish
FM1201-0-15	(1) 60W G9 (included)	5"	10"	-	-	Chrome finish
FML801-PW-15	12W-960 Lumen LED (included)	14"	8"	-	4 lbs.	Chrome finish, 3000K, 80 CRI, Dimmable
LC412-10-45	12W-960 Lumen LED (included)	15"	10"	-	4 lbs.	Oiled Bronze finish, 3000K, 80 CRI, Dimmable



10152/1PC-
Shown in Fire Red

10152/1PC-
Shown in Snow White

10152/1PC-
Shown in Espresso



FML4100-10-15
LED



FML4000-10-15
LED



FML502-10-98
LED



10152/1DR-
Shown in Fire Red



10152/1DR-
Shown in Snow White



10152/1DR-
Shown in Espresso



FML501-10-98
LED



FML500-10-98
LED



FML401-10-15
LED



FML400-10-15
LED



FML4550-10-15
LED



FML4525-10-15
LED

ITEM NO.	BULB	W	H	EXT.	WEIGHT	ADDITIONAL DETAILS
10152/1DR-*	(1) 60W Med.	6"	9"	7"	2 lbs.	Dark Rust finish
10152/1PC-*	(1) 60W Med.	6"	9"	7"	2 lbs.	Satin Nickel finish

Due to its hand-made nature, each piece of blown glass will vary slightly in color and pattern.

* Item numbers shown are for frame. Please include glass color code after item #

ITEM NO.	BULB	W	H	EXT.	WEIGHT	ADDITIONAL DETAILS
FML400-10-15	(12) 1W-950 Lumen LED (included)	10"	4"	-	-	Chrome finish, 3000K, Dimmable
FML401-10-15	(18) 1W-1440 Lumen LED (included)	12"	4"	-	-	Chrome finish, 3000K, Dimmable
FML500-10-98	18W-1300 Lumen LED (included)	12"	4"	-	-	Aluminum finish, 3200K
FML501-10-98	24W-1500 Lumen LED (included)	16"	4"	-	-	Aluminum finish, 3200K
FML502-10-98	30W-2100 Lumen LED (included)	18"	5"	-	-	Aluminum finish, 3200K
FML4000-10-15	12W-1200 Lumen LED (included)	9"	3"	-	3 lbs.	Chrome finish, 3000K, 80 CRI, Dimmable
FML4100-10-15	18W-1800 Lumen LED (included)	12"	3"	-	4 lbs.	Chrome finish, 3000K, 80 CRI, Dimmable
FML4525-10-15	11W-900 Lumen LED (included)	12"	3"	-	3 lbs.	Chrome finish, 3000K, 80 CRI, Dimmable
FML4550-10-15	20W-1600 Lumen LED (included)	15"	3"	-	4 lbs.	Chrome finish, 3000K, 80 CRI, Dimmable



FML4750-10-15
LED



FML4725-10-15
LED



FML4250-10-16M
LED



FML2020-10-16M
LED



FML2000-10-16M
LED



FML4075-10-16M
LED



FML4225-10-16M
LED



FML4950-10-15
LED



FML4925-10-15
LED



FML4050-10-16M
LED



FML4025-10-16M
LED



FML7175-10-16M
LED



MLE1201-5-30
LED



MLE1200-5-30
LED



FML2030-10-16M
LED



FML7150-10-16M
LED



FML7125-10-16M
LED



FML600-10-30
LED

ITEM NO.	BULB	W	H	EXT.	WEIGHT	ADDITIONAL DETAILS
FML2030-10-16M	(2) 7.5W-1200 Lumen LED (included)	9"	3"	-	3 lbs.	Satin Nickel finish, 3000K, 80 CRI, Dimmable
FML4225-10-16M	11W-900 Lumen LED (included)	12"	3"	-	3 lbs.	Satin Nickel finish, 3000K, 80 CRI, Dimmable
FML4250-10-16M	20W-1600 Lumen LED (included)	15"	4"	-	5 lbs.	Satin Nickel finish, 3000K, 80 CRI, Dimmable
FML4725-10-15	11W-900 Lumen LED (included)	13"	3"	-	3 lbs.	Chrome finish, 3000K, 80 CRI, Dimmable
FML4750-10-15	20W-1600 Lumen LED (included)	16"	4"	-	5 lbs.	Chrome finish, 3000K, 80 CRI, Dimmable
FML4925-10-15	16W-1300 Lumen LED (included)	12"	4"	-	4 lbs.	Chrome finish, 3000K, 80 CRI, Dimmable
FML4950-10-15	20W-1600 Lumen LED (included)	15"	4"	-	6 lbs.	Chrome finish, 3000K, 80 CRI, Dimmable
MLE1200-5-30	9W-550 Lumen LED (included)	5"	1"	-	1 lb.	White finish, 3000K, 90 CRI, Dimmable
MLE1201-5-30	15W-850 Lumen LED (included)	7"	1"	-	1 lb.	White finish, 3000K, 90 CRI, Dimmable

ITEM NO.	BULB	W	H	EXT.	WEIGHT	ADDITIONAL DETAILS
FML600-10-30	10W-720 Lumen LED (included)	10"	4"	-	4 lbs.	Matte White finish, 3000K, 80 CRI, Dimmable
FML2000-10-16M	7.5W-600 Lumen LED (included)	5"	2"	-	2 lbs.	Satin Nickel finish, 3000K, 80 CRI, Dimmable
FML2020-10-16M	(2) 5W-800 Lumen LED (included)	8"	3"	-	3 lbs.	Satin Nickel finish, 3000K, 80 CRI, Dimmable
FML4025-10-16M	7.5W-600 Lumen LED (included)	6"	2"	-	2 lbs.	Satin Nickel finish, 3000K, 80 CRI, Dimmable
FML4050-10-16M	11W-900 Lumen LED (included)	9"	3"	-	2 lbs.	Satin Nickel finish, 3000K, 80 CRI, Dimmable
FML4075-10-16M	20W-1600 Lumen LED (included)	11"	3"	-	3 lbs.	Satin Nickel finish, 3000K, 80 CRI, Dimmable
FML7125-10-16M	7.5W-600 Lumen LED (included)	8"	4"	-	1 lb.	Satin Nickel finish, 3000K, 80 CRI, Dimmable
FML7150-10-16M	16W-1300 Lumen LED (included)	11"	4"	-	2 lbs.	Satin Nickel finish, 3000K, 80 CRI, Dimmable
FML7175-10-16M	20W-1600 Lumen LED (included)	13"	5"	-	2 lbs.	Satin Nickel finish, 3000K, 80 CRI, Dimmable



BATH AND SPA



Can be mounted up or down



Front Plate Slide - Horizontal adjustments can be made to center fixture, when electrical box is not centered.

BV2242-10-15




BV2241-10-15




BV1522-10-15




BV1521-10-15


BV2243-10-15




BV1523-10-15




BV2244-10-15




BV1524-10-15




A D A M



Polished Chrome with opal white glass

ITEM NO.	BULB	W	H	EXT.	ADDITIONAL DETAILS
BV2241-10-15	(1) 100W Med.	5"	8"	5"	
BV2242-10-15	(2) 100W Med.	13"	8"	5"	
BV2243-10-15	(3) 100W Med.	21"	8"	5"	
BV2244-10-15	(4) 100W Med.	29"	8"	5"	

S P H E R E



Polished Chrome with opal white glass

ITEM NO.	BULB	W	H	EXT.	ADDITIONAL DETAILS
BV1521-10-15	(1) 100W Med.	5"	7"	5"	
BV1522-10-15	(2) 100W Med.	13"	7"	5"	
BV1523-10-15	(3) 100W Med.	20"	7"	5"	
BV1524-10-15	(4) 100W Med.	28"	7"	5"	



BV2062-10-15



BV2061-10-15



BV2063-10-15



BV2064-10-15



BV6032-10-15



BV6031-10-15



BV6033-10-15



BV6034-10-15



FLARE



Polished Chrome with opal white glass

ITEM NO.	BULB	W	H	EXT.	ADDITIONAL DETAILS
BV2061-10-15	(1) 100W Med.	5"	8"	5"	
BV2062-10-15	(2) 100W Med.	13"	8"	5"	
BV2063-10-15	(3) 100W Med.	20"	8"	5"	
BV2064-10-15	(4) 100W Med.	28"	8"	5"	

BARRO



Polished Chrome with opal white glass

ITEM NO.	BULB	W	H	EXT.	ADDITIONAL DETAILS
BV6031-10-15	(1) 60W G9 (included)	5"	9"	5"	
BV6032-10-15	(2) 60W G9 (included)	12"	9"	5"	
BV6033-10-15	(3) 60W G9 (included)	19"	9"	5"	
BV6034-10-15	(4) 60W G9 (included)	26"	9"	5"	



31262/3




32261/2




32271/2




32270/1




32262/3





32260/1




32272/3




32263/4




32273/4


BAXTER



Brushed Antique Brass finish with opal white glass

ITEM NO.	BULB	W	H	EXT.	WEIGHT	ADDITIONAL DETAILS
32260/1	(1) 100W Med.	4"	10"	6"	3 lbs.	
32261/2	(2) 100W Med.	12"	10"	6"	5 lbs.	
32262/3	(3) 100W Med.	20"	10"	6"	8 lbs.	
32263/4	(4) 100W Med.	28"	10"	6"	12 lbs.	
31262/3	(3) 60W Med.	16"	14"	-	7 lbs.	

BAXTER



Polished Nickel finish with opal white glass

ITEM NO.	BULB	W	H	EXT.	WEIGHT	ADDITIONAL DETAILS
32270/1	(1) 100W Med.	4"	10"	6"	3 lbs.	
32271/2	(2) 100W Med.	12"	10"	6"	5 lbs.	
32272/3	(3) 100W Med.	20"	10"	6"	8 lbs.	
32273/4	(4) 100W Med.	28"	10"	6"	12 lbs.	



BV2412-10-15




BV2411-10-15




BV2082-10-15





BV2081-10-15




BV2413-10-15




BV2083-10-15




BV2414-10-15




BV2084-10-15


ALTON ROAD



Polished Chrome with opal white glass

ITEM NO.	BULB	W	H	EXT.	WEIGHT	ADDITIONAL DETAILS
BV2411-10-15	(1) 60W Med.	5"	8"	5"	2 lbs.	
BV2412-10-15	(2) 60W Med.	11"	8"	5"	3 lbs.	
BV2413-10-15	(3) 60W Med.	18"	8"	5"	5 lbs.	
BV2414-10-15	(4) 60W Med.	25"	8"	5"	7 lbs.	

RAM P



Polished Chrome with opal white glass

ITEM NO.	BULB	W	H	EXT.	ADDITIONAL DETAILS
BV2081-10-15	(1) 100W Med.	5"	8"	5"	
BV2082-10-15	(2) 100W Med.	13"	9"	5"	
BV2083-10-15	(3) 100W Med.	20"	9"	5"	
BV2084-10-15	(4) 100W Med.	28"	9"	5"	



BV9T2-10-15




BV9T1-10-15




BV3322-10-15





BV3321-10-15




BV9T3-10-15





BV3323-10-15




BV9T4-10-15




BV3324-10-15


LEXINGTON



Polished Chrome with opal white glass

ITEM NO.	BULB	W	H	EXT.	ADDITIONAL DETAILS
BV9T1-10-15	(1) 60W G9 (included)	5"	6"	5"	
BV9T2-10-15	(2) 60W G9 (included)	13"	6"	5"	
BV9T3-10-15	(3) 60W G9 (included)	18"	6"	5"	
BV9T4-10-15	(4) 60W G9 (included)	26"	6"	5"	

GEMELO



Polished Chrome with opal white glass

ITEM NO.	BULB	W	H	EXT.	ADDITIONAL DETAILS
BV3321-10-15	(1) 60W G9 (included)	5"	6"	5"	
BV3322-10-15	(2) 60W G9 (included)	11"	6"	5"	
BV3323-10-15	(3) 60W G9 (included)	19"	6"	5"	
BV3324-10-15	(4) 60W G9 (included)	27"	6"	5"	




BV1412-90-15




BV1411-90-15




BV1413-90-15





BV1414-90-15





BV5502-10-15




BV5503-10-15




BV5501-10-15




BV5504-10-15


COMBO



Polished Chrome with seeded and opal white glass

ITEM NO.	BULB	W	H	EXT.	ADDITIONAL DETAILS
BV1411-90-15	(1) 60W G9 (included)	5"	6"	6"	
BV1412-90-15	(2) 60W G9 (included)	12"	6"	6"	
BV1413-90-15	(3) 60W G9 (included)	19"	6"	6"	
BV1414-90-15	(4) 60W G9 (included)	26"	6"	6"	

EMBRO



Polished Chrome with opal white glass

ITEM NO.	BULB	W	H	EXT.	ADDITIONAL DETAILS
BV5501-10-15	(1) 60W G9 (included)	5"	7"	5"	
BV5502-10-15	(2) 60W G9 (included)	13"	7"	5"	
BV5503-10-15	(3) 60W G9 (included)	20"	7"	5"	
BV5504-10-15	(4) 60W G9 (included)	28"	7"	5"	



BV2122-10-15



BV2121-10-15



BV2123-10-15



BVL1202-0-15



BVL1201-0-15



BVL1203-0-15



BVL1204-0-15



LED

MULHOLLAND

Alico

Polished Chrome with opal white glass


ITEM NO.	BULB	W	H	EXT.	WEIGHT	ADDITIONAL DETAILS
BV2121-10-15	(1) 40W G9 (included)	5"	5"	5"	2 lbs.	
BV2122-10-15	(2) 40W G9 (included)	11"	5"	5"	4 lbs.	
BV2123-10-15	(3) 40W G9 (included)	17"	5"	5"	7 lbs.	

OPHELIA

Alico

Polished Chrome with frosted bubbled glass

ITEM NO.	BULB	W	H	EXT.	WEIGHT	ADDITIONAL DETAILS
BVL1201-0-15	(1) 5W-400 Lumen LED (included)	6"	6"	4"	2 lbs.	ADA Compliant, 3000K, 80 CRI, Dimmable
BVL1202-0-15	(2) 5W-800 Lumen LED (included)	15"	6"	4"	4 lbs.	3000K, 80 CRI, Dimmable
BVL1203-0-15	(3) 5W-1200 Lumen LED (included)	22"	6"	4"	6 lbs.	3000K, 80 CRI, Dimmable
BVL1204-0-15	(3) 5W-1600 Lumen LED (included)	30"	6"	4"	7 lbs.	3000K, 80 CRI, Dimmable




BV742-10-15




BV741-10-15




BV742-10-45




BV741-10-45



BV743-10-15



BV743-10-45



BV744-10-15



BV744-10-45



B O R G



Polished Chrome with opal white glass


ITEM NO.	BULB	W	H	EXT.	ADDITIONAL DETAILS
BV741-10-15	(1) 60W G9 (included)	5"	5"	6"	
BV742-10-15	(2) 60W G9 (included)	12"	5"	6"	
BV743-10-15	(3) 60W G9 (included)	18"	5"	6"	
BV744-10-15	(4) 60W G9 (included)	25"	5"	6"	

B O R G



Oil Bronze with opal white glass


ITEM NO.	BULB	W	H	EXT.	ADDITIONAL DETAILS
BV741-10-45	(1) 60W G9 (included)	5"	5"	6"	
BV742-10-45	(2) 60W G9 (included)	12"	5"	6"	
BV743-10-15	(3) 60W G9 (included)	18"	5"	6"	
BV744-10-45	(4) 60W G9 (included)	25"	5"	6"	



BV862-10-15



BV861-10-15



BV863-10-15



BV864-10-15



BVL4002-10-15



BVL4001-10-15



BVL4003-10-15



BVL4004-10-15



LED

ENTERPRISE

FPS

Alico

Polished Chrome with opal white glass


ITEM NO.	BULB	W	H	EXT.	ADDITIONAL DETAILS
BV861-10-15	(1) 60W G9 (included)	5"	5"	5"	
BV862-10-15	(2) 60W G9 (included)	12"	5"	5"	
BV863-10-15	(3) 60W G9 (included)	18"	5"	5"	
BV864-10-15	(4) 60W G9 (included)	25"	5"	5"	

BANDEAU LED

Alico

Polished Chrome with white glass

ITEM NO.	BULB	W	H	EXT.	ADDITIONAL DETAILS
BVL4001-10-15	(1) 5W-350 Lumen LED (included)	6"	5"	3"	ADA Compliant, 3000K
BVL4002-10-15	(2) 5W-700 Lumen LED (included)	12"	5"	3"	3000K
BVL4003-10-15	(3) 5W-1050 Lumen LED (included)	18"	5"	3"	3000K
BVL4004-10-15	(4) 5W-1400 Lumen LED (included)	24"	5"	3"	3000K



BV512-10-16P



BV511-10-16P



BV6022-10-16M




BV6021-10-16M



BV513-10-16P



BV6023-10-16M



BV514-10-16P



BV6024-10-16M



OMBRA



Satin Nickel with opal white glass


ITEM NO.	BULB	W	H	EXT.	ADDITIONAL DETAILS
BV511-10-16P	(1) 60W G9 (included)	6"	8"	6"	
BV512-10-16P	(2) 60W G9 (included)	17"	8"	6"	
BV513-10-16P	(3) 60W G9 (included)	26"	8"	6"	
BV514-10-16P	(4) 60W G9 (included)	34"	8"	6"	

TOBY



Satin Nickel with opal white glass

ITEM NO.	BULB	W	H	EXT.	ADDITIONAL DETAILS
BV6021-10-16M	(1) 60W G9 (included)	6"	6"	4"	ADA Compliant
BV6022-10-16M	(2) 60W G9 (included)	14"	6"	4"	
BV6023-10-16M	(3) 60W G9 (included)	21"	6"	4"	
BV6024-10-16M	(4) 60W G9 (included)	29"	6"	4"	



BV352-5-15




BV351-5-15





BV353-5-15




BV354-5-15




81030/1

81031/2




81032/3


LED

DEVON

Polished Chrome with frosted glass



Alico

ITEM NO.	BULB	W	H	EXT.	WEIGHT	ADDITIONAL DETAILS
BV351-5-15	(1) 40W G9 (included)	7"	4"	5"	5 lbs.	Dimmable
BV352-5-15	(2) 40W G9 (included)	16"	4"	5"	10 lbs.	Dimmable
BV353-5-15	(3) 40W G9 (included)	25"	4"	5"	15 lbs.	Dimmable
BV354-5-15	(4) 40W G9 (included)	34"	4"	5"	18 lbs.	Dimmable

EPSOM

Polished Chrome finish with white etched glass



ITEM NO.	BULB	W	H	EXT.	WEIGHT	ADDITIONAL DETAILS
81030/1	(1) 5W-415 Lumen LED (included)	7"	7"	4"	2 lbs.	ADA Compliant
81031/2	(2) 5W-415 Lumen LED (included)	16"	7"	4"	3 lbs.	ADA Compliant
81032/3	(3) 5W-415 Lumen LED (included)	25"	7"	4"	5 lbs.	ADA Compliant



81140/LED



81141/LED



81142/LED




LED



DESIREE

Polished Chrome finish with clear lined glass

ITEM NO.	BULB	W	H	EXT.	WEIGHT	ADDITIONAL DETAILS
81140/LED	(1) 8W-640 Lumen LED (included)	6"	6"	3"	1 lb.	ADA Compliant, 3000K, 80 CRI, Dimmable
81141/LED	(3) 8W-1920 Lumen LED (included)	21"	6"	3"	5 lbs.	3000K, 80 CRI, Dimmable
81142/LED	(4) 8W-2560 Lumen LED (included)	28"	6"	3"	6 lbs.	3000K, 80 CRI, Dimmable




BV712-10-15



BV711-10-15



BV713-10-15



BV714-10-15



BV715-10-15



PANNELLI

Polished Chrome with opal white glass



ITEM NO.	BULB	W	H	EXT.	ADDITIONAL DETAILS
BV711-10-15	(1) 100W T3 Q/CL (included)	8"	6"	3"	ADA Compliant
BV712-10-15	(2) 100W T3 Q/CL (included)	19"	6"	3"	
BV713-10-15	(3) 100W T3 Q/CL (included)	30"	6"	3"	
BV714-10-15	(4) 100W T3 Q/CL (included)	41"	6"	3"	
BV715-10-15	(5) 100W T3 Q/CL (included)	52"	6"	3"	



BV712-10-45



BV711-10-45



BV712-10-16



BV711-10-16




BV713-10-45



BV713-10-16



BV714-10-45



BV714-10-16



BV715-10-45



BV715-10-16



PANNELLI



Oil Rubbed Bronze with opal white glass

ITEM NO.	BULB	W	H	EXT.	ADDITIONAL DETAILS
BV711-10-45	(1) 100W T3 Q/CL (included)	8"	6"	3"	ADA Compliant
BV712-10-45	(2) 100W T3 Q/CL (included)	19"	6"	3"	
BV713-10-45	(3) 100W T3 Q/CL (included)	30"	6"	3"	
BV714-10-45	(4) 100W T3 Q/CL (included)	41"	6"	3"	
BV715-10-45	(5) 100W T3 Q/CL (included)	52"	6"	3"	

PANNELLI



Stainless Steel with opal white glass

ITEM NO.	BULB	W	H	EXT.	ADDITIONAL DETAILS
BV711-10-16	(1) 100W T3 Q/CL (included)	8"	6"	3"	ADA Compliant
BV712-10-16	(2) 100W T3 Q/CL (included)	19"	6"	3"	
BV713-10-16	(3) 100W T3 Q/CL (included)	30"	6"	3"	
BV714-10-16	(4) 100W T3 Q/CL (included)	41"	6"	3"	
BV715-10-16	(5) 100W T3 Q/CL (included)	52"	6"	3"	



BV712-HM-45



BV711-HM-45



BV713-HM-45



BV714-HM-45



BV715-HM-45



BV712-6-16



BV711-6-16



BV713-6-16



BV714-6-16



BV715-6-16



PANNELLI



Oil Rubbed Bronze with honey alabaster glass


ITEM NO.	BULB	W	H	EXT.	ADDITIONAL DETAILS
BV711-HM-45	(1) 100W T3 Q/CL (included)	8"	6"	3"	ADA Compliant
BV712-HM-45	(2) 100W T3 Q/CL (included)	19"	6"	3"	
BV713-HM-45	(3) 100W T3 Q/CL (included)	30"	6"	3"	
BV714-HM-45	(4) 100W T3 Q/CL (included)	41"	6"	3"	
BV715-HM-45	(5) 100W T3 Q/CL (included)	52"	6"	3"	

PANNELLI



Stainless Steel with white alabaster glass

ITEM NO.	BULB	W	H	EXT.	ADDITIONAL DETAILS
BV711-6-16	(1) 100W T3 Q/CL (included)	8"	6"	3"	ADA Compliant
BV712-6-16	(2) 100W T3 Q/CL (included)	19"	6"	3"	
BV713-6-16	(3) 100W T3 Q/CL (included)	30"	6"	3"	
BV714-6-16	(4) 100W T3 Q/CL (included)	41"	6"	3"	
BV715-6-16	(5) 100W T3 Q/CL (included)	52"	6"	3"	



BV331-10-15



BV331-10-16M



11281/2



11282/3



11280/1



11283/4

PANNELLI ARC



Polished Chrome with opal white glass

ITEM NO.	BULB	W	H	EXT.	ADDITIONAL DETAILS
BV331-10-15	(1) 60W Halogen Cand. (included)	10"	8"	3"	ADA Compliant

Satin Nickel with opal white glass

ITEM NO.	BULB	W	H	EXT.	ADDITIONAL DETAILS
BV331-10-16M	(1) 60W Halogen Cand. (included)	10"	8"	3"	ADA Compliant

BRISTON



Satin Nickel finish with curved frosted glass


ITEM NO.	BULB	W	H	EXT.	WEIGHT	ADDITIONAL DETAILS
11280/1	(1) 40W G9 (included)	7"	8"	4"	2 lbs.	ADA Compliant
11281/2	(2) 40W G9 (included)	19"	6"	5"	4 lbs.	
11282/3	(3) 40W G9 (included)	27"	6"	5"	5 lbs.	
11283/4	(4) 40W G9 (included)	36"	6"	5"	7 lbs.	



BV6T2-10-15




BV6T1-10-15




BV6T2-10-16M




BV6T1-10-16M




BV6T3-10-15



BV6T3-10-16M




BV6T4-10-15



BV6T4-10-16M



BV6T5-10-15



BV6T5-10-16M



PANDORA



Polished Chrome with opal white glass

ITEM NO.	BULB	W	H	EXT.	ADDITIONAL DETAILS
BV6T1-10-15	(1) 100W T3 (included)	7"	5"	3"	ADA Compliant
BV6T2-10-15	(2) 100W T3 (included)	16"	5"	3"	
BV6T3-10-15	(3) 100W T3 (included)	25"	5"	3"	
BV6T4-10-15	(4) 100W T3 (included)	34"	5"	3"	
BV6T5-10-15	(5) 100W T3 (included)	48"	5"	3"	

PANDORA



Satin Nickel with opal white glass

ITEM NO.	BULB	W	H	EXT.	ADDITIONAL DETAILS
BV6T1-10-16M	(1) 100W T3 (included)	7"	5"	3"	ADA Compliant
BV6T2-10-16M	(2) 100W T3 (included)	16"	5"	3"	
BV6T3-10-16M	(3) 100W T3 (included)	25"	5"	3"	
BV6T4-10-16M	(4) 100W T3 (included)	34"	5"	3"	
BV6T5-10-16M	(5) 100W T3 (included)	48"	5"	3"	



BV6T2-10-45



BV6T1-10-45



BV6T3-10-45



BV6T4-10-45



BV6T5-10-45



BVL912-10-16M


BVL911-10-16M



BVL913-10-16M



BVL914-10-16M



BVL915-10-16M

LED

PANDORA



Oil Rubbed Bronze with opal white glass

ITEM NO.	BULB	W	H	EXT.	ADDITIONAL DETAILS
BV6T1-10-45	(1) 100W T3 (included)	7"	5"	3"	ADA Compliant
BV6T2-10-45	(2) 100W T3 (included)	16"	5"	3"	
BV6T3-10-45	(3) 100W T3 (included)	25"	5"	3"	
BV6T4-10-45	(4) 100W T3 (included)	34"	5"	3"	
BV6T5-10-45	(5) 100W T3 (included)	48"	5"	3"	

PANDORA LED



Satin Nickel with opal white glass

ITEM NO.	BULB	W	H	EXT.	WEIGHT	ADDITIONAL DETAILS
BVL911-10-16M	(1) 7.5W-600 Lumen LED (included)	7"	4"	3"	1 lb.	ADA Compliant, 3000K, 80 CRI, Dimmable
BVL912-10-16M	(2) 7.5W-1200 Lumen LED (included)	16"	4"	3"	3 lbs.	3000K, 80 CRI, Dimmable
BVL913-10-16M	(3) 7.5W-1800 Lumen LED (included)	25"	4"	3"	4 lbs.	3000K, 80 CRI, Dimmable
BVL914-10-16M	(4) 7.5W-2400 Lumen LED (included)	35"	4"	3"	5 lbs.	3000K, 80 CRI, Dimmable
BVL915-10-16M	(5) 7.5W-3000 Lumen LED (included)	44"	4"	3"	7 lbs.	3000K, 80 CRI, Dimmable



BVL911-10-15





BVL912-10-15




BVL913-10-15




BVL914-10-15

BVL915-10-15


LED



BVL912-10-45



BVL911-10-45




BVL913-10-45




BVL914-10-45

BVL915-10-45


LED

PANDORA LED

Alico

Polished Chrome with opal white glass

ITEM NO.	BULB	W	H	EXT.	WEIGHT	ADDITIONAL DETAILS
BVL911-10-15	(1) 7.5W-600 Lumen LED (included)	7"	4"	3"	1 lb.	ADA Compliant, 3000K, 80 CRI, Dimmable
BVL912-10-15	(2) 7.5W-1200 Lumen LED (included)	16"	4"	3"	3 lbs.	3000K, 80 CRI, Dimmable
BVL913-10-15	(3) 7.5W-1800 Lumen LED (included)	25"	4"	3"	4 lbs.	3000K, 80 CRI, Dimmable
BVL914-10-15	(4) 7.5W-2400 Lumen LED (included)	35"	4"	3"	5 lbs.	3000K, 80 CRI, Dimmable
BVL915-10-15	(5) 7.5W-3000 Lumen LED (included)	44"	4"	3"	7 lbs.	3000K, 80 CRI, Dimmable

PANDORA LED

Alico

Oil Rubbed Bronze with opal white glass

ITEM NO.	BULB	W	H	EXT.	WEIGHT	ADDITIONAL DETAILS
BVL911-10-45	(1) 7.5W-600 Lumen LED (included)	7"	4"	3"	1 lb.	ADA Compliant, 3000K, 80 CRI, Dimmable
BVL912-10-45	(2) 7.5W-1200 Lumen LED (included)	16"	4"	3"	3 lbs.	3000K, 80 CRI, Dimmable
BVL913-10-45	(3) 7.5W-1800 Lumen LED (included)	25"	4"	3"	4 lbs.	3000K, 80 CRI, Dimmable
BVL914-10-45	(4) 7.5W-2400 Lumen LED (included)	35"	4"	3"	5 lbs.	3000K, 80 CRI, Dimmable
BVL915-10-45	(5) 7.5W-3000 Lumen LED (included)	44"	4"	3"	7 lbs.	3000K, 80 CRI, Dimmable



17101/2



17102/3



17103/4



17100/1



11265/2



11465/3



11266/3



11264/1



11267/4



NORTHPORT



Satin Nickel finish with opal white glass

ITEM NO.	BULB	W	H	EXT.	WEIGHT	ADDITIONAL DETAILS
17100/1	(1) 100W Med.	5"	8"	7"	2 lbs.	
17101/2	(2) 100W Med.	13"	9"	7"	3 lbs.	
17102/3	(3) 100W Med.	20"	9"	7"	4 lbs.	
17103/4	(4) 100W Med.	28"	9"	7"	5 lbs.	

BRYANT



Satin Nickel finish with opal white glass

ITEM NO.	BULB	W	H	EXT.	WEIGHT	ADDITIONAL DETAILS
11264/1	(1) 100W Med.	5"	9"	6"	3 lbs.	
11265/2	(2) 100W Med.	14"	9"	6"	4 lbs.	
11266/3	(3) 100W Med.	23"	9"	6"	6 lbs.	
11267/4	(4) 100W Med.	32"	9"	6"	7 lbs.	
11465/3	(3) 60W Med.	15"	5"	-	7 lbs.	Brushed Nickel finish, opal white glass



57131/2




57130/1




57141/2




57140/1




57132/3




57142/3




57133/4




57143/4


PEMLICO



Satin Nickel finish with opal white glass


ITEM NO.	BULB	W	H	EXT.	WEIGHT	ADDITIONAL DETAILS
57130/1	(1) 100W Med.	5"	9"	6"	1 lb.	
57131/2	(2) 100W Med.	13"	10"	6"	2 lbs.	
57132/3	(3) 100W Med.	20"	10"	6"	3 lbs.	
57133/4	(4) 100W Med.	28"	10"	6"	4 lbs.	

PEMLICO



Oil Rubbed Bronze finish with opal white glass

ITEM NO.	BULB	W	H	EXT.	WEIGHT	ADDITIONAL DETAILS
57140/1	(1) 100W Med.	5"	9"	6"	1 lb.	
57141/2	(2) 100W Med.	13"	10"	6"	2 lbs.	
57142/3	(3) 100W Med.	20"	10"	6"	3 lbs.	
57143/4	(4) 100W Med.	28"	10"	6"	4 lbs.	



11437/2




11436/1




11438/3




11439/4


BV851-10-15




BV852-10-15




BV853-10-15




SERENITY

Oiled Bronze finish with tan cubic glass



ITEM NO.	BULB	W	H	EXT.	WEIGHT	ADDITIONAL DETAILS
11436/1	(1) 60W G9 (included)	5"	7"	6"	2 lbs.	
11437/2	(2) 60W G9 (included)	13"	7"	6"	4 lbs.	
11438/3	(3) 60W G9 (included)	23"	7"	6"	5 lbs.	
11439/4	(4) 60W G9 (included)	32"	7"	6"	7 lbs.	

SLIDE

Polished Chrome with opal white glass



Alico

ITEM NO.	BULB	W	H	EXT.	ADDITIONAL DETAILS
BV851-10-15	(1) 100W Med.	5"	8"	7"	
BV852-10-15	(2) 100W Med.	15"	8"	7"	
BV853-10-15	(3) 100W Med.	24"	8"	7"	



11591/2



11592/3



11593/4



11590/1



11581/2



11580/1



11582/3



11583/4

BRISTOL WAY



Oil Rubbed Bronze finish with opal white blown glass

ITEM NO.	BULB	W	H	EXT.	WEIGHT	ADDITIONAL DETAILS
11590/1	(1) 100W Med.	5"	10"	6"	2 lbs.	
11591/2	(2) 100W Med.	13"	10"	6"	4 lbs.	
11592/3	(3) 100W Med.	21"	10"	6"	5 lbs.	
11593/4	(4) 100W Med.	29"	10"	6"	7 lbs.	

BRISTOL WAY



Brushed Nickel finish with opal white blown glass

ITEM NO.	BULB	W	H	EXT.	WEIGHT	ADDITIONAL DETAILS
11580/1	(1) 100W Med.	5"	10"	6"	2 lbs.	
11581/2	(2) 100W Med.	13"	10"	6"	4 lbs.	
11582/3	(3) 100W Med.	21"	10"	6"	5 lbs.	
11583/4	(4) 100W Med.	29"	10"	6"	7 lbs.	



11661/2


11660/1




11662/3




11663/4




DAWSON

Brushed Nickel finish with opal white blown glass

ITEM NO.	BULB	W	H	EXT.	WEIGHT	ADDITIONAL DETAILS
11660/1	(1) 100W Med.	5"	10"	6"	3 lbs.	
11661/2	(2) 100W Med.	15"	10"	6"	5 lbs.	
11662/3	(3) 100W Med.	23"	10"	6"	7 lbs.	
11663/4	(4) 100W Med.	31"	10"	6"	9 lbs.	



11671/2


11670/1




11672/3




11673/4




DAWSON

Oil Rubbed Bronze finish with opal white blown glass

ITEM NO.	BULB	W	H	EXT.	WEIGHT	ADDITIONAL DETAILS
11670/1	(1) 100W Med.	5"	10"	6"	3 lbs.	
11671/2	(2) 100W Med.	15"	10"	6"	5 lbs.	
11672/3	(3) 100W Med.	23"	10"	6"	7 lbs.	
11673/4	(4) 100W Med.	31"	10"	6"	9 lbs.	



52001/2


52000/1





52011/2


52010/1




52002/3




52012/3




52003/4




52013/4


ACADIA



Brushed Nickel finish with opal white reeded pressed glass

ITEM NO.	BULB	W	H	EXT.	WEIGHT	ADDITIONAL DETAILS
52000/1	(1) 100W Med.	5"	10"	7"	3 lbs.	
52001/2	(2) 100W Med.	13"	10"	7"	6 lbs.	
52002/3	(3) 100W Med.	22"	10"	7"	9 lbs.	
52003/4	(4) 100W Med.	30"	10"	7"	11 lbs.	

ACADIA



Oil Rubbed Bronze finish with amber reeded pressed glass

ITEM NO.	BULB	W	H	EXT.	WEIGHT	ADDITIONAL DETAILS
52010/1	(1) 100W Med.	5"	10"	7"	3 lbs.	
52011/2	(2) 100W Med.	13"	10"	7"	6 lbs.	
52012/3	(3) 100W Med.	22"	10"	7"	9 lbs.	
52013/4	(4) 100W Med.	30"	10"	7"	11 lbs.	

BV7T2-10-15



BV7T1-10-15



BV7T3-10-15



BV7T4-10-15



11601/2



11602/3



11600/1



11603/4



MADISON



Alico

Polished Chrome with opal white glass

ITEM NO.	BULB	W	H	EXT.	ADDITIONAL DETAILS
BV7T1-10-15	(1) 100W Med.	5"	10"	6"	
BV7T2-10-15	(2) 100W Med.	11"	10"	6"	
BV7T3-10-15	(3) 100W Med.	17"	10"	6"	
BV7T4-10-15	(4) 100W Med.	23"	10"	6"	

SMITHFIELD

Brushed Nickel finish with opal white blown glass shades and brushed nickel banding

ITEM NO.	BULB	W	H	EXT.	WEIGHT	ADDITIONAL DETAILS
11600/1	(1) 60W Med.	6"	12"	8"	3 lbs.	Shades included
11601/2	(2) 60W Med.	16"	13"	8"	4 lbs.	Shades included
11602/3	(3) 60W Med.	25"	13"	8"	7 lbs.	Shades included
11603/4	(4) 60W Med.	34"	13"	8"	8 lbs.	Shades included



11641/2


11640/1




11651/2


11654/2





11642/3




11652/3


11650/1




11643/4




11653/4


PARK RIDGE



Polished Nickel finish with reeded opal white blown glass

ITEM NO.	BULB	W	H	EXT.	WEIGHT	ADDITIONAL DETAILS
11640/1	(1) 60W Med.	5"	9"	8"	2 lbs.	
11641/2	(2) 60W Med.	11"	9"	8"	4 lbs.	
11642/3	(3) 60W Med.	19"	9"	8"	5 lbs.	
11643/4	(4) 60W Med.	26"	9"	8"	7 lbs.	

PARK RIDGE



Oil Rubbed Bronze finish with reeded light amber blown glass

ITEM NO.	BULB	W	H	EXT.	WEIGHT	ADDITIONAL DETAILS
11650/1	(1) 60W Med.	5"	9"	8"	2 lbs.	
11651/2	(2) 60W Med.	11"	9"	8"	4 lbs.	
11652/3	(3) 60W Med.	19"	9"	8"	5 lbs.	
11653/4	(4) 60W Med.	26"	9"	8"	7 lbs.	
11654/2	(2) 60W Med.	13"	11"	-	4 lbs.	



67021-2



67020-1



67022-3



20131/3



67011-2



67010-1



67012-3



BERWICK



Brushed Nickel finish with white glass


ITEM NO.	BULB	W	H	EXT.	WEIGHT	ADDITIONAL DETAILS
67020-1	(1) 100W Med.	7"	8"	9"	2 lbs.	
67021-2	(2) 100W Med.	17"	8"	9"	4 lbs.	
67022-3	(3) 100W Med.	27"	8"	9"	6 lbs.	

BERWICK



Polished Chrome finish with white glass

ITEM NO.	BULB	W	H	EXT.	WEIGHT	ADDITIONAL DETAILS
20131/3	(3) 60W Med.	16"	6"	-	7 lbs.	Polished Chrome finish
67010-1	(1) 100W Med.	7"	8"	9"	2 lbs.	
67011-2	(2) 100W Med.	17"	8"	9"	4 lbs.	
67012-3	(3) 100W Med.	27"	8"	9"	6 lbs.	


31931/2





31930/1


31932/3




31933/4




31921/2




31920/1


31922/3




31923/4




J A E L Y N



Oil Rubbed Bronze finish with clear teardrop glass

ITEM NO.	BULB	W	H	EXT.	WEIGHT	ADDITIONAL DETAILS
31930/1	(1) 60W Med.	5"	12"	7"	2 lbs.	Bulb #1092 optional
31931/2	(2) 60W Med.	13"	12"	7"	3 lbs.	Bulb #1092 optional
31932/3	(3) 60W Med.	21"	12"	7"	4 lbs.	Bulb #1092 optional
31933/4	(4) 60W Med.	29"	12"	7"	6 lbs.	Bulb #1092 optional

J A E L Y N



Brushed Nickel finish with opal white teardrop glass

ITEM NO.	BULB	W	H	EXT.	WEIGHT	ADDITIONAL DETAILS
31920/1	(1) 60W Med.	5"	12"	7"	2 lbs.	
31921/2	(2) 60W Med.	13"	12"	7"	3 lbs.	
31922/3	(3) 60W Med.	21"	12"	7"	4 lbs.	
31923/4	(4) 60W Med.	29"	12"	7"	6 lbs.	



67171/2


67170/1




67181/2


67180/1




67172/3




67182/3




67173/4




67183/4


ENGLISH PUB



Satin Nickel finish

ITEM NO.	BULB	W	H	EXT.	WEIGHT	ADDITIONAL DETAILS
67170/1	(1) 60W Med.	8"	8"	10"	2 lbs.	Bulb #1092 optional
67171/2	(2) 60W Med.	18"	8"	10"	3 lbs.	Bulb #1092 optional
67172/3	(3) 60W Med.	28"	8"	10"	4 lbs.	Bulb #1092 optional
67173/4	(4) 60W Med.	38"	8"	10"	6 lbs.	Bulb #1092 optional

ENGLISH PUB



Antique Brass/Tarnished Graphite finish

ITEM NO.	BULB	W	H	EXT.	WEIGHT	ADDITIONAL DETAILS
67180/1	(1) 60W Med.	8"	8"	10"	2 lbs.	Bulb #1092 optional
67181/2	(2) 60W Med.	18"	8"	10"	3 lbs.	Bulb #1092 optional
67182/3	(3) 60W Med.	28"	8"	10"	4 lbs.	Bulb #1092 optional
67183/4	(4) 60W Med.	38"	8"	10"	6 lbs.	Bulb #1092 optional



15922/3



15920/1



15921/1



15923/4



15924/5



15940/1



15942/3



CORRUGATED STEEL



Weathered Zinc and Polished Nickel finish with cast socket hardware

ITEM NO.	BULB	W	H	EXT.	WEIGHT	ADDITIONAL DETAILS
15920/1	(1) 60W Med.	5"	9"	5"	2 lbs.	Bulb #1092 optional
15921/1	(1) 60W Med.	5"	15"	4"	3 lbs.	ADA Compliant, Bulb #1103 optional
15922/3	(3) 60W Med.	24"	6"	5"	7 lbs.	Bulb #1092 optional
15923/4	(4) 60W Med.	32"	6"	5"	9 lbs.	Bulb #1092 optional
15924/5	(5) 60W Med.	40"	6"	5"	10 lbs.	Bulb #1092 optional

CORRUGATED STEEL



Satin Brass finish with cast socket hardware

ITEM NO.	BULB	W	H	EXT.	WEIGHT	ADDITIONAL DETAILS
15940/1	(1) 60W Med.	5"	15"	4"	3 lbs.	ADA Compliant, Bulb #1103 optional
15942/3	(3) 60W Med.	24"	6"	5"	7 lbs.	Bulb #1102 optional



16430/1





16433/1




16431/3




16432/4




16440/1




16443/1




16441/3




16442/4


BROOKWEILER



Polished Nickel finish with dark wood backplate

ITEM NO.	BULB	W	H	EXT.	WEIGHT	ADDITIONAL DETAILS
16430/1	(1) 60W Med.	5"	9"	5"	2 lbs.	Bulb #1092 optional
16431/3	(3) 60W Med.	24"	6"	5"	6 lbs.	Bulb #1092 optional
16432/4	(4) 60W Med.	32"	6"	5"	8 lbs.	Bulb #1092 optional
16433/1	(1) 60W Med.	5"	15"	4"	3 lbs.	ADA Compliant, Bulb #1103 optional

BROOKWEILER



Oil Rubbed Bronze finish with washed wood backplate

ITEM NO.	BULB	W	H	EXT.	WEIGHT	ADDITIONAL DETAILS
16440/1	(1) 60W Med.	5"	9"	5"	2 lbs.	Bulb #1092 optional
16441/3	(3) 60W Med.	24"	6"	5"	6 lbs.	Bulb #1092 optional
16442/4	(4) 60W Med.	32"	6"	5"	8 lbs.	Bulb #1092 optional
16443/1	(1) 60W Med.	5"	15"	4"	3 lbs.	ADA Compliant, Bulb #1103 optional



31981/3



31980/1



31971/3



31970/1



31982/5



31972/5



VERNON



Oil Rubbed Bronze finish

ITEM NO.	BULB	W	H	EXT.	WEIGHT	ADDITIONAL DETAILS
31980/1	(1) 60W Med.	5"	8"	4"	1 lb.	ADA Compliant, Bulb #1092 optional
31981/3	(3) 60W Med.	12"	5"	4"	2 lbs.	ADA Compliant, Bulb #1092 optional
31982/5	(5) 60W Med.	23"	5"	4"	3 lbs.	ADA Compliant, Bulb #1092 optional

VERNON



Polished Nickel finish

ITEM NO.	BULB	W	H	EXT.	WEIGHT	ADDITIONAL DETAILS
31970/1	(1) 60W Med.	5"	8"	4"	1 lb.	ADA Compliant, Bulb #1092 optional
31971/3	(3) 60W Med.	12"	5"	4"	2 lbs.	ADA Compliant, Bulb #1092 optional
31972/5	(5) 60W Med.	23"	5"	4"	3 lbs.	ADA Compliant, Bulb #1092 optional



14282/3



14281/2



14283/4



14280/1



10683/2



10686/4



10684/3



10682/1



Cast Iron Pipe collection fixtures are available with these shade options.



1028



1029



1027



10685/4



JONAS



Cast metal sockets, pipes, valve wheels with weathered finish and wood accented backplate

ITEM NO.	BULB	W	H	EXT.	WEIGHT	ADDITIONAL DETAILS
14280/1	(1) 60W Med.	5"	7"	7"	2 lbs.	Bulb #1092 optional
14281/2	(2) 60W Med.	12"	8"	6"	4 lbs.	Bulb #1092 optional
14282/3	(3) 60W Med.	19"	8"	6"	6 lbs.	Bulb #1092 optional
14283/4	(4) 60W Med.	26"	8"	6"	7 lbs.	Bulb #1092 optional

CAST IRON PIPE



Weathered Zinc finish with Zinc plated elbows and connectors

ITEM NO.	BULB	W	H	EXT.	WEIGHT	ADDITIONAL DETAILS
10682/1	(1) 60W Med.	5"	8"	6"	2 lbs.	
10683/2	(2) 60W Med.	15"	10"	6"	5 lbs.	
10684/3	(3) 60W Med.	22"	10"	6"	6 lbs.	
10685/4	(4) 60W Med.	28"	10"	6"	8 lbs.	
10686/4	(4) 60W Med.	16"	6"	-	6 lbs.	



66221-1



66211-1



Lamp arm swivels to up or down position



66213-3



QUINTON PARLOR



Oiled Bronze finish with white hand-blown glass

ITEM NO.	BULB	W	H	EXT.	WEIGHT	ADDITIONAL DETAILS
66211-1	(1) 60W Med.	5"	12"	7"	2 lbs.	Lamp arm swivels to up or down position
66213-3	(3) 60W Med.	20"	12"	9"	5 lbs.	Lamp arm swivels to up or down position
66221-1	(1) 75W Med.	11"	11"	-	3 lbs.	



14471/2



14470/1



14472/3



14473/4



PLATFORM



Weathered Zinc finish with washed wood and clear glass

ITEM NO.	BULB	W	H	EXT.	WEIGHT	ADDITIONAL DETAILS
14470/1	(1) 60W Med.	5"	9"	6"	2 lbs.	Bulb #1102 optional
14471/2	(2) 60W Med.	13"	9"	6"	5 lbs.	Bulb #1102 optional
14472/3	(3) 60W Med.	20"	9"	6"	7 lbs.	Bulb #1102 optional
14473/4	(4) 60W Med.	27"	9"	6"	9 lbs.	Bulb #1102 optional



11981/2



11980/1



11982/3



11983/4



11991/2



11992/3



11990/1



11993/4



ENSLEY



Satin Nickel finish with clear glass

ITEM NO.	BULB	W	H	EXT.	WEIGHT	ADDITIONAL DETAILS
11980/1	(1) 100W Med.	5"	8"	7"	3 lbs.	Bulb #1102 optional
11981/2	(2) 100W Med.	12"	8"	7"	6 lbs.	Bulb #1102 optional
11982/3	(3) 100W Med.	20"	8"	7"	8 lbs.	Bulb #1102 optional
11983/4	(4) 100W Med.	28"	8"	7"	11 lbs.	Bulb #1102 optional

ENSLEY



Satin Brass finish with frosted glass

ITEM NO.	BULB	W	H	EXT.	WEIGHT	ADDITIONAL DETAILS
11990/1	(1) 100W Med.	5"	8"	7"	3 lbs.	
11991/2	(2) 100W Med.	12"	8"	7"	6 lbs.	
11992/3	(3) 100W Med.	20"	8"	7"	8 lbs.	
11993/4	(4) 100W Med.	28"	8"	7"	11 lbs.	



11941/2



11940/1



11942/3



11943/4



81224/1



81211/2



81212/3



81210/1



81213/4

HOTELIER



Weathered Zinc finish with clear glass

ITEM NO.	BULB	W	H	EXT.	WEIGHT	ADDITIONAL DETAILS
11940/1	(1) 100W Med.	5"	7"	5"	2 lbs.	
11941/2	(2) 100W Med.	14"	7"	5"	5 lbs.	
11942/3	(3) 100W Med.	22"	7"	5"	8 lbs.	
11943/4	(4) 100W Med.	30"	7"	5"	10 lbs.	

HAMEL




Oil Rubbed Bronze finish with clear seeded glass

ITEM NO.	BULB	W	H	EXT.	WEIGHT	ADDITIONAL DETAILS
81210/1	(1) 60W Med.	5"	10"	7"	2 lbs.	Bulb #1092 optional
81211/2	(2) 60W Med.	15"	10"	7"	5 lbs.	Bulb #1092 optional
81212/3	(3) 60W Med.	24"	10"	7"	8 lbs.	Bulb #1092 optional
81213/4	(4) 60W Med.	32"	10"	7"	11 lbs.	Bulb #1092 optional
81224/1	(1) 60W Med.	7"	11"	-	3 lbs.	Bulb #1092 optional




31941/2




31940/1




31951/2




31950/1




31942/3




31952/3




31943/4




31953/4


K E L S E Y



Weathered Zinc/Polished Nickel finish with clear glass

ITEM NO.	BULB	W	H	EXT.	WEIGHT	ADDITIONAL DETAILS
31940/1	(1) 60W Med.	8"	9"	9"	3 lbs.	Bulb #1092 optional
31941/2	(2) 60W Med.	17"	9"	9"	5 lbs.	Bulb #1092 optional
31942/3	(3) 60W Med.	27"	9"	9"	8 lbs.	Bulb #1092 optional
31943/4	(4) 60W Med.	37"	9"	9"	10 lbs.	Bulb #1092 optional

K E L S E Y



Oil Rubbed Bronze finish with opal white glass

ITEM NO.	BULB	W	H	EXT.	WEIGHT	ADDITIONAL DETAILS
31950/1	(1) 60W Med.	8"	9"	9"	3 lbs.	
31951/2	(2) 60W Med.	17"	9"	9"	5 lbs.	
31952/3	(3) 60W Med.	27"	9"	9"	8 lbs.	
31953/4	(4) 60W Med.	37"	9"	9"	10 lbs.	



14501/2




14500/1




14502/3




14503/4




17051/2




17050/1




17052/3




17053/1




17057/4


O C U L A R

Oil Rubbed Bronze finish with Satin Brass accents and clear glass "lenses"

ITEM NO.	BULB	W	H	EXT.	WEIGHT	ADDITIONAL DETAILS
14500/1	(1) 60W Med.	6"	10"	4"	2 lbs.	ADA Compliant, Bulb #1102 optional
14501/2	(2) 60W Med.	17"	9"	6"	3 lbs.	Bulb #1102 optional
14502/3	(3) 60W Med.	26"	9"	6"	5 lbs.	Bulb #1102 optional
14503/4	(4) 60W Med.	36"	9"	6"	7 lbs.	Bulb #1102 optional

R E T R O S P E C T I V E S



Polished Chrome finish with opal white glass

ITEM NO.	BULB	W	H	EXT.	WEIGHT	ADDITIONAL DETAILS
17050/1	(1) 60W Med.	8"	9"	11"	2 lbs.	
17051/2	(2) 60W Med.	18"	9"	11"	3 lbs.	
17052/3	(3) 60W Med.	28"	9"	11"	5 lbs.	
17053/1	(1) 60W Med.	8"	9"	-	2 lbs.	
17057/4	(4) 60W Med.	38"	9"	11"	7 lbs.	



570/1N*



570/3N*



Satin Nickel finish

570/2N*



570/4N*



Satin Nickel bars shown with Snow White glass (SW)

570/1B*



570/3B*



Aged Bronze finish

570/1C*



570/3C*



Polished Chrome finish

570/2B*



570/4B*



Aged Bronze bars shown with Espresso glass (ES)

570/2C*



570/4C*



Polished Chrome bars shown with Multi glass (M)



ITEM NO.	BULB	W	H	EXT.	WEIGHT	ADDITIONAL DETAILS
570/1B*	(1) 75W Med.	5"	10"	8"	2 lbs.	Aged Bronze finish
570/2B*	(2) 75W Med.	14"	7"	8"	4 lbs.	Aged Bronze finish
570/3B*	(3) 75W Med.	20"	7"	8"	5 lbs.	Aged Bronze finish
570/4B*	(4) 75W Med.	27"	7"	8"	8 lbs.	Aged Bronze finish

Due to its hand-made nature, each piece of blown glass will vary slightly in color and pattern.

* When ordering, please include glass color code after item number.

ITEM NO.	BULB	W	H	EXT.	WEIGHT	ADDITIONAL DETAILS
570/1N*	(1) 75W Med.	5"	10"	8"	2 lbs.	Satin Nickel finish
570/2N*	(2) 75W Med.	14"	7"	8"	4 lbs.	Satin Nickel finish
570/3N*	(3) 75W Med.	20"	7"	8"	5 lbs.	Satin Nickel finish
570/4N*	(4) 75W Med.	27"	7"	8"	8 lbs.	Satin Nickel finish
570/1C*	(1) 75W Med.	5"	10"	8"	2 lbs.	Polished Chrome finish
570/2C*	(2) 75W Med.	14"	7"	8"	4 lbs.	Polished Chrome finish
570/3C*	(3) 75W Med.	20"	7"	8"	5 lbs.	Polished Chrome finish
570/4C*	(4) 75W Med.	27"	7"	8"	8 lbs.	Polished Chrome finish





10071/2



10070/1



10271/2



10270/1



10072/3



10272/3



10074/4



10274/4



REFLECTIONS



Polished Chrome finish with chrome plated glass which is opaque when not lit

ITEM NO.	BULB	W	H	EXT.	WEIGHT	ADDITIONAL DETAILS
10070/1	(1) 60W Med.	5"	8"	7"	2 lbs.	
10071/2	(2) 60W Med.	18"	8"	8"	3 lbs.	
10072/3	(3) 60W Med.	23"	8"	8"	4 lbs.	
10074/4	(4) 60W Med.	33"	8"	8"	5 lbs.	

REFLECTIONS



Oil Rubbed Bronze finish with chrome plated glass which is opaque when not lit

ITEM NO.	BULB	W	H	EXT.	WEIGHT	ADDITIONAL DETAILS
10270/1	(1) 60W Med.	5"	8"	7"	2 lbs.	
10271/2	(2) 60W Med.	18"	8"	8"	3 lbs.	
10272/3	(3) 60W Med.	23"	8"	8"	4 lbs.	
10274/4	(4) 60W Med.	33"	8"	8"	5 lbs.	




1471/2




1470/1





1471/2CAR


1470/1JAS




1472/3

1472/3CAR

1479/4


REFRACTION



Polished Chrome finish with etched glass

ITEM NO.	BULB	W	H	EXT.	WEIGHT	ADDITIONAL DETAILS
1470/1	(1) 40W G9 (included)	7"	5"	9"	1 lb.	
1471/2	(2) 40W G9 (included)	16"	7"	8"	3 lbs.	
1472/3	(3) 40W G9 (included)	25"	7"	8"	4 lbs.	
1479/4	(4) 40W G9 (included)	34"	6"	8"	6 lbs.	

REFRACTION



Polished Chrome finish with mars, jasper, creme white or caribbean glass

ITEM NO.	BULB	W	H	EXT.	WEIGHT	ADDITIONAL DETAILS
1470/1*	(1) 40W G9 (included)	7"	5"	9"	1 lb.	
1471/2*	(2) 40W G9 (included)	16"	7"	8"	3 lbs.	
1472/3*	(3) 40W G9 (included)	25"	7"	8"	4 lbs.	

Refraction fixtures may be purchased in 2 colors. Please indicate color code after item number when ordering.
 JASPER - JAS
 CARIBBEAN - CAR



7631/2



7633/2



7641/2



7632/3



7630/1



7642/3



17019/4



17029/4



ELYSBURG



Satin Nickel finish with white marbled glass

ITEM NO.	BULB	W	H	EXT.	WEIGHT	ADDITIONAL DETAILS
7630/1	(1) 60W Med.	7"	12"	8"	2 lbs.	G16 1/2 bulbs recommended
7631/2	(2) 60W Med.	18"	8"	9"	4 lbs.	G16 1/2 bulbs recommended
7632/3	(3) 60W Med.	25"	10"	9"	5 lbs.	G16 1/2 bulbs recommended
7633/2	(2) 60W Med.	16"	15"	-	6 lbs.	G16 1/2 bulbs recommended
17019/4	(4) 60W Med.	36"	9"	9"	7 lbs.	G16 1/2 bulbs recommended

ELYSBURG



Aged Bronze finish with tea stained brown swirl glass

ITEM NO.	BULB	W	H	EXT.	WEIGHT	ADDITIONAL DETAILS
7641/2	(2) 60W Med.	18"	8"	9"	4 lbs.	G16 1/2 bulbs recommended
7642/3	(3) 60W Med.	25"	10"	9"	5 lbs.	G16 1/2 bulbs recommended
17029/4	(4) 60W Med.	36"	9"	9"	7 lbs.	G16 1/2 bulbs recommended



17021/2



17020/1



17023/3



17024/4



ELYSBURG

Polished Chrome finish with white marbled glass

ITEM NO.	BULB	W	H	EXT.	WEIGHT	ADDITIONAL DETAILS
17020/1	(1) 60W Med.	7"	12"	8"	2 lbs.	G16 1/2 bulbs recommended
17021/2	(2) 60W Med.	18"	8"	9"	3 lbs.	G16 1/2 bulbs recommended
17023/3	(3) 60W Med.	25"	10"	9"	5 lbs.	G16 1/2 bulbs recommended
17024/4	(4) 60W Med.	36"	9"	9"	7 lbs.	G16 1/2 bulbs recommended



17641/2



1743/2



17642/3



17643/4



ELYSBURG

Aged Bronze finish with white marbled glass

ITEM NO.	BULB	W	H	EXT.	WEIGHT	ADDITIONAL DETAILS
1743/2	(2) 60W Med.	16"	15"	-	6 lbs.	G16 1/2 bulbs recommended
17641/2	(2) 60W Med.	18"	8"	9"	4 lbs.	G16 1/2 bulbs recommended
17642/3	(3) 60W Med.	25"	10"	9"	5 lbs.	G16 1/2 bulbs recommended
17643/4	(4) 60W Med.	36"	9"	9"	7 lbs.	G16 1/2 bulbs recommended



11401/2



11402/3



11403/4



11400/1



12401/2



12400/1



12402/3



12404/4

P E M B E R T O N



Brushed Nickel finish with white marbled glass

ITEM NO.	BULB	W	H	EXT.	WEIGHT	ADDITIONAL DETAILS
11400/1	(1) 100W Med.	7"	9"	9"	2 lbs.	
11401/2	(2) 100W Med.	18"	9"	9"	4 lbs.	
11402/3	(3) 100W Med.	26"	9"	9"	5 lbs.	
11403/4	(4) 100W Med.	36"	9"	9"	8 lbs.	

P E M B E R T O N



Oil Rubbed Bronze finish with white marbled glass

ITEM NO.	BULB	W	H	EXT.	WEIGHT	ADDITIONAL DETAILS
12400/1	(1) 100W Med.	7"	9"	9"	2 lbs.	
12401/2	(2) 100W Med.	18"	9"	9"	4 lbs.	
12402/3	(3) 100W Med.	26"	9"	9"	5 lbs.	
12404/4	(4) 100W Med.	36"	9"	9"	8 lbs.	



U T I C A

Polished Chrome finish with white blown glass and polished chrome banding

ITEM NO.	BULB	W	H	EXT.	WEIGHT	ADDITIONAL DETAILS
11415/1	(1) 60W G9 (included)	6"	10"	8"	2 lbs.	
11416/2	(2) 60W G9 (included)	18"	8"	8"	5 lbs.	
11417/3	(3) 60W G9 (included)	29"	8"	8"	7 lbs.	
15015/2	(2) 60W Med.	13"	6"	-	7 lbs.	Polished Chrome finish

U T I C A

Satin Brass finish with white blown glass and satin brass banding

ITEM NO.	BULB	W	H	EXT.	WEIGHT	ADDITIONAL DETAILS
11615/1	(1) 60W G9 (included)	6"	10"	8"	2 lbs.	
11616/2	(2) 60W G9 (included)	18"	8"	8"	5 lbs.	
11617/3	(3) 60W G9 (included)	29"	8"	8"	7 lbs.	



17081/2



20131/3



32290/1



17080/1



17082/3



32292/3



17083/4



32293/4



EASTBROOK



Polished Chrome finish with opal white glass

ITEM NO.	BULB	W	H	EXT.	WEIGHT	ADDITIONAL DETAILS
17080/1	(1) 40W G9 (included)	7"	6"	4"	2 lbs.	ADA Compliant
17081/2	(2) 40W G9 (included)	18"	7"	4"	3 lbs.	ADA Compliant
17082/3	(3) 40W G9 (included)	29"	7"	4"	5 lbs.	ADA Compliant
17083/4	(4) 40W G9 (included)	40"	7"	4"	6 lbs.	ADA Compliant
20131/3	(3) 60W Med.	16"	6"	-	7 lbs.	Polished Chrome finish

CORISANDE

Polished Chrome finish with crystal, frosted glass and silver organza shades

ITEM NO.	BULB	W	H	EXT.	WEIGHT	ADDITIONAL DETAILS
32290/1	(1) 60W G9 (included)	8"	9"	10"	4 lbs.	Shade included
32292/3	(3) 60W G9 (included)	31"	10"	10"	10 lbs.	Shades included
32293/4	(4) 60W G9 (included)	43"	10"	10"	13 lbs.	Shades included



31122/3



31128/2



31129/3



31120/1



31131/4



3820/2



3823/1



3821/3



ESTONIA

Aged Silver finish with beige fabric shades

ITEM NO.	BULB	W	H	EXT.	WEIGHT	ADDITIONAL DETAILS
31120/1	(1) 60W Cand.	5"	19"	4"	2 lbs.	ADA Compliant, shade included
31122/3	(3) 60W Med.	16"	13"	-	11 lbs.	
31128/2	(2) 60W Cand.	14"	12"	4"	2 lbs.	Shades included
31129/3	(3) 60W Cand.	23"	12"	4"	3 lbs.	Shades included
31131/4	(4) 60W Cand.	31"	12"	4"	4 lbs.	Shades included

CHELSEA

Aged Silver finish with crystal accents and amber glass



ITEM NO.	BULB	W	H	EXT.	WEIGHT	ADDITIONAL DETAILS
3820/2	(2) 60W Cand.	20"	11"	8"	5 lbs.	
3821/3	(3) 60W Cand.	30"	11"	8"	7 lbs.	
3823/1	(1) 60W Cand.	5"	19"	8"	3 lbs.	



11200/1



11201/3

L I N C O L N S Q U A R E



Polished Nickel finish with hand-cut crystal elements and crystalline glass

ITEM NO.	BULB	W	H	EXT.	WEIGHT	ADDITIONAL DETAILS
11200/1	(1) 75W Med.	6"	10"	8"	2 lbs.	
11201/3	(3) 75W Med.	28"	9"	8"	8 lbs.	



11693/2



11690/2



11691/4



11699/6

A N D A L U S I A

Aged Silver finish with filigree crystal

ITEM NO.	BULB	W	H	EXT.	WEIGHT	ADDITIONAL DETAILS
11690/2	(2) 60W Cand.	12"	6"	5"	4 lbs.	
11691/4	(4) 60W Cand.	24"	6"	5"	7 lbs.	
11693/2	(2) 60W Cand.	13"	6"	-	6 lbs.	
11699/6	(6) 60W Cand.	34"	6"	5"	11 lbs.	



11585/2



11286/4



15960/1



11586/4



11584/1



15961/4



11587/6



15962/6



A M H E R S T

Antique Bronze finish with polished crystal

ITEM NO.	BULB	W	H	EXT.	WEIGHT	ADDITIONAL DETAILS
11286/4	(4) 60W Cand.	13"	10"	-	7 lbs.	
11584/1	(1) 60W Cand.	6"	9"	4"	3 lbs.	ADA Compliant
11585/2	(2) 60W Cand.	14"	5"	5"	5 lbs.	
11586/4	(4) 60W Cand.	24"	5"	5"	8 lbs.	
11587/6	(6) 60W Cand.	34"	5"	5"	11 lbs.	

E L I Z A B E T H A N

Dark Bronze finish with 32% lead crystal

ITEM NO.	BULB	W	H	EXT.	WEIGHT	ADDITIONAL DETAILS
15960/1	(1) 60W Cand.	6"	7"	4"	2 lbs.	ADA Compliant
15961/4	(4) 60W Cand.	27"	6"	5"	8 lbs.	
15962/6	(6) 60W Cand.	36"	6"	5"	10 lbs.	



9322/3



9323/4



LAWRENCEVILLE



Mocha finish with antique amber glass

ITEM NO.	BULB	W	H	EXT.	WEIGHT	ADDITIONAL DETAILS
9322/3	(3) 75W Med.	24"	10"	7"	6 lbs.	
9323/4	(4) 75W Med.	31"	10"	7"	8 lbs.	



31427/2



31428/3



31429/4



31426/1



2151/2



2156/2



2152/3



2150/1



2153/4



SANTA MONICA



Aged Silver finish with half round frosted white glass

ITEM NO.	BULB	W	H	EXT.	WEIGHT	ADDITIONAL DETAILS
31426/1	(1) 60W G9 (included)	6"	9"	4"	2 lbs.	ADA compliant
31427/2	(2) 60W G9 (included)	16"	6"	4"	4 lbs.	
31428/3	(3) 60W G9 (included)	23"	6"	4"	5 lbs.	
31429/4	(4) 60W G9 (included)	30"	6"	4"	6 lbs.	

REGENCY



Burnt Bronze finish with weathered gold leaf accents and caramel amber glass

ITEM NO.	BULB	W	H	EXT.	WEIGHT	ADDITIONAL DETAILS
2150/1	(1) 75W Med.	6"	18"	7"	5 lbs.	
2151/2	(2) 75W Med.	20"	11"	8"	7 lbs.	
2152/3	(3) 75W Med.	30"	11"	8"	10 lbs.	
2153/4	(4) 75W Med.	39"	11"	8"	12 lbs.	
2156/2	(2) 60W Med.	16"	10"	-	9 lbs.	



7040/2



7044/3



18096/3



7042/3



18093/1



7048/4



7050/1



20075/3



18094/3



CRISTALLO FIORE



Deep Rust finish with hand-blown glass florets and drops of amber and clear crystal

ITEM NO.	BULB	W	H	EXT.	WEIGHT	ADDITIONAL DETAILS
7040/2	(2) 100W Med.	18"	11"	9"	7 lbs.	
7042/3	(3) 100W Med.	26"	11"	9"	10 lbs.	
7044/3	(3) 60W Cand.	19"	13"	-	8 lbs.	
7048/4	(4) 60W Med.	33"	13"	9"	12 lbs.	
7050/1	(1) 100W Med.	6"	14"	9"	3 lbs.	
20075/3	(3) 60W Cand.	30"	8"	6"	4 lbs.	

HERITAGE



Cream finish with porcelain pink roses and pink crystal

ITEM NO.	BULB	W	H	EXT.	WEIGHT	ADDITIONAL DETAILS
18093/1	(1) 60W Cand.	7"	12"	6"	2 lbs.	
18094/3	(3) 60W Cand.	27"	11"	6"	4 lbs.	
18096/3	(3) 60W Cand.	17"	8"	-	6 lbs.	



11229/2



11228/1



11230/3



11238/4



11239/5



1990/3



2595/1



1991/1



2993/3



OPTIX

Polished Chrome finish with 32% lead crystal

ITEM NO.	BULB	W	H	EXT.	WEIGHT	ADDITIONAL DETAILS
11228/1	(1) 60W Cand.	5"	7"	4"	2 lbs.	ADA Compliant
11229/2	(2) 60W Cand.	14"	7"	4"	4 lbs.	
11230/3	(3) 60W Cand.	21"	7"	4"	6 lbs.	
11238/4	(4) 60W Cand.	28"	7"	4"	5 lbs.	
11239/5	(5) 60W Cand.	35"	7"	4"	7 lbs.	

OPTIX

Polished Chrome finish with 32% lead crystal

ITEM NO.	BULB	W	H	EXT.	WEIGHT	ADDITIONAL DETAILS
1990/3	(3) 60W Cand.	12"	7"	-	4 lbs.	
1991/1	(1) 100W Med.	10"	13"	-	5 lbs.	
2595/1	(1) 60W Cand.	5"	11"	6"	2 lbs.	
2993/3	(3) 60W Cand.	23"	12"	13"	5 lbs.	



45271/2



45270/1



45272/3



45273/4



BV2312-0-15



BV2311-0-15



BV2313-0-15



J A R I A H

Polished Chrome finish with crystal

ITEM NO.	BULB	W	H	EXT.	WEIGHT	ADDITIONAL DETAILS
45270/1	(1) 60W Cand.	7"	10"	5"	2 lbs.	
45271/2	(2) 60W Cand.	15"	10"	5"	3 lbs.	
45272/3	(3) 60W Cand.	22"	10"	5"	5 lbs.	
45273/4	(4) 60W Cand.	30"	10"	5"	7 lbs.	

C H A S T A I N

Polished Chrome with clear glass

ITEM NO.	BULB	W	H	EXT.	WEIGHT	ADDITIONAL DETAILS
BV2311-0-15	(1) 40W G9 (included)	5"	5"	5"	2 lbs.	
BV2312-0-15	(2) 40W G9 (included)	12"	5"	5"	5 lbs.	
BV2313-0-15	(3) 40W G9 (included)	19"	5"	5"	7 lbs.	





31163/2



31162/1



31164/3



31165/4



BVL152-0-15



BVL151-0-15



BVL153-0-15



WSL250-0-15



BVL154-0-15



LED

CALAIS



Polished Chrome finish clear crystal glass

ITEM NO.	BULB	W	H	EXT.	WEIGHT	ADDITIONAL DETAILS
31162/1	(1) 40W G9 (included)	6"	7"	6"	2 lbs.	
31163/2	(2) 40W G9 (included)	13"	7"	7"	3 lbs.	
31164/3	(3) 40W G9 (included)	21"	7"	7"	4 lbs.	
31165/4	(4) 40W G9 (included)	30"	7"	7"	5 lbs.	

SURREY



Polished Chrome with bubbled glass

ITEM NO.	BULB	W	H	EXT.	WEIGHT	ADDITIONAL DETAILS
BVL151-0-15	(1) 2.4W-600 Lumen LED (included)	6"	7"	5"	4 lbs.	3000K, 80 CRI
BVL152-0-15	(2) 2.4W-1200 Lumen LED (included)	12"	7"	5"	8 lbs.	3000K, 80 CRI
BVL153-0-15	(3) 2.4W-1800 Lumen LED (included)	18"	7"	5"	12 lbs.	3000K, 80 CRI
BVL154-0-15	(4) 2.4W-2400 Lumen LED (included)	25"	7"	5"	16 lbs.	3000K, 80 CRI
WSL250-0-15	(1) 5W-920 Lumen LED (included)	3"	18"	5"	3 lbs.	3000K, 80 CRI



11620/1



11622/3



11623/4



CHISELED GLASS



Polished Chrome finish with clear frosted glass

ITEM NO.	BULB	W	H	EXT.	WEIGHT	ADDITIONAL DETAILS
11620/1	(1) 60W G9 (included)	5"	5"	4"	3 lbs.	ADA compliant
11622/3	(3) 60W G9 (included)	20"	5"	4"	7 lbs.	
11623/4	(4) 60W G9 (included)	27"	5"	4"	9 lbs.	



11630/1



11632/3



11633/4



CHISELED GLASS



Brushed Nickel finish with clear frosted glass

ITEM NO.	BULB	W	H	EXT.	WEIGHT	ADDITIONAL DETAILS
11630/1	(1) 60W G9 (included)	5"	5"	4"	3 lbs.	ADA compliant
11632/3	(3) 60W G9 (included)	20"	5"	4"	7 lbs.	
11633/4	(4) 60W G9 (included)	27"	5"	4"	9 lbs.	



17130/1



17131/3



17132/4



BV311-90-15



BV313-90-15



BV314-90-15

MATRIX



Satin Nickel finish with clear glass

ITEM NO.	BULB	W	H	EXT.	WEIGHT	ADDITIONAL DETAILS
17130/1	(1) 40W G9 (included)	4"	7"	5"	2 lbs.	
17131/3	(3) 40W G9 (included)	15"	7"	6"	3 lbs.	
17132/4	(4) 40W G9 (included)	21"	7"	6"	4 lbs.	

QUATRA




Polished Chrome with etched crystal

ITEM NO.	BULB	W	H	EXT.	ADDITIONAL DETAILS
BV311-90-15	(1) 40W G9 (included)	5"	5"	4"	ADA Compliant
BV313-90-15	(3) 40W G9 (included)	18"	5"	4"	
BV314-90-15	(4) 40W G9 (included)	26"	5"	4"	



BV302-90-15





BV301-90-15




BV303-90-15




BV304-90-15




11791/2




11790/1




11792/3




11793/4


CIRCO



Polished Chrome with etched crystal

ITEM NO.	BULB	W	H	EXT.	ADDITIONAL DETAILS
BV301-90-15	(1) 40W G9 (included)	5"	5"	4"	ADA Compliant
BV302-90-15	(2) 40W G9 (included)	12"	5"	4"	
BV303-90-15	(3) 40W G9 (included)	18"	5"	4"	
BV304-90-15	(4) 40W G9 (included)	26"	5"	4"	

LINDALE



Polished Chrome finish with scalloped frosted and clear glass

ITEM NO.	BULB	W	H	EXT.	WEIGHT	ADDITIONAL DETAILS
11790/1	(1) 60W G9 (included)	5"	7"	6"	2 lbs.	
11791/2	(2) 60W G9 (included)	13"	5"	6"	3 lbs.	
11792/3	(3) 60W G9 (included)	20"	5"	6"	5 lbs.	
11793/4	(4) 60W G9 (included)	27"	5"	6"	6 lbs.	



10725/1



10726/3



10727/4



VERANNIS

Polished Chrome finish with hand-formed clear sugar glass

ITEM NO.	BULB	W	H	EXT.	WEIGHT	ADDITIONAL DETAILS
10725/1	(1) 40W G9 (included)	6"	6"	4"	2 lbs.	ADA Compliant
10726/3	(3) 40W G9 (included)	21"	6"	4"	5 lbs.	
10727/4	(4) 40W G9 (included)	28"	6"	4"	7 lbs.	



31561/2



31560/1



31562/3



31563/4



GARRETT

Oil Rubbed Bronze finish with solid prismatic cut crystal

ITEM NO.	BULB	W	H	EXT.	WEIGHT	ADDITIONAL DETAILS
31560/1	(1) 60W Cand.	5"	8"	5"	3 lbs.	
31561/2	(2) 60W Cand.	17"	5"	5"	7 lbs.	Bulb #1101 optional
31562/3	(3) 60W Cand.	26"	5"	5"	10 lbs.	Bulb #1101 optional
31563/4	(4) 60W Cand.	35"	5"	5"	13 lbs.	Bulb #1101 optional





11961/2



11960/1



11971/2



11970/1



11962/3



11972/3



11963/4



11973/4



RIDGECREST

FPS

Polished Chrome finish with clear cast glass

ITEM NO.	BULB	W	H	EXT.	WEIGHT	ADDITIONAL DETAILS
11960/1	(1) 60W G9 (included)	6"	5"	4"	3 lbs.	ADA Compliant
11961/2	(2) 60W G9 (included)	14"	5"	4"	7 lbs.	
11962/3	(3) 60W G9 (included)	21"	5"	4"	11 lbs.	
11963/4	(4) 60W G9 (included)	28"	5"	4"	15 lbs.	

RIDGECREST

FPS

Satin Brass finish with frosted cast glass

ITEM NO.	BULB	W	H	EXT.	WEIGHT	ADDITIONAL DETAILS
11970/1	(1) 60W G9 (included)	6"	5"	4"	3 lbs.	ADA Compliant
11971/2	(2) 60W G9 (included)	14"	5"	4"	7 lbs.	
11972/3	(3) 60W G9 (included)	21"	5"	4"	11 lbs.	
11973/4	(4) 60W G9 (included)	28"	5"	4"	15 lbs.	



11101/2



11100/1



11516/2



11515/1



11102/3



11517/3



11103/4



11518/4



RIVERFLOW

Polished Chrome finish with stacked river stone glass

ITEM NO.	BULB	W	H	EXT.	WEIGHT	ADDITIONAL DETAILS
11100/1	(1) 60W G9 (included)	5"	10"	3"	5 lbs.	ADA Compliant
11101/2	(2) 60W G9 (included)	19"	5"	3"	8 lbs.	
11102/3	(3) 60W G9 (included)	28"	5"	3"	11 lbs.	
11103/4	(4) 60W G9 (included)	37"	5"	3"	15 lbs.	

CORRUGATED GLASS



Polished Chrome finish with thick corrugated clear glass

ITEM NO.	BULB	W	H	EXT.	WEIGHT	ADDITIONAL DETAILS
11515/1	(1) 60W G9 (included)	5"	11"	4"	5 lbs.	ADA Compliant
11516/2	(2) 60W G9 (included)	20"	5"	4"	9 lbs.	
11517/3	(3) 60W G9 (included)	29"	5"	4"	13 lbs.	
11518/4	(4) 60W G9 (included)	38"	5"	4"	18 lbs.	



10128/3



10126/2



10127/3



10360/1



10326/2



10328/3



10327/3



BRAXTON

Polished Nickel finish with ribbed glass rods

ITEM NO.	BULB	W	H	EXT.	WEIGHT	ADDITIONAL DETAILS
10126/2	(2) 100W Med.	14"	4"	4"	3 lbs.	ADA Compliant
10127/3	(3) 100W Med.	28"	4"	4"	5 lbs.	ADA Compliant
10128/3	(3) 60W Med.	16"	8"	-	11 lbs.	(1) 6" & (2) 12" extension rods with hang straight included
10360/1	(1) 60W Med.	6"	8"	4"	2 lbs.	ADA Compliant

BRAXTON

Aged Bronze finish with ribbed glass rods

ITEM NO.	BULB	W	H	EXT.	WEIGHT	ADDITIONAL DETAILS
10326/2	(2) 100W Med.	14"	4"	4"	3 lbs.	ADA Compliant
10327/3	(3) 100W Med.	28"	4"	4"	5 lbs.	ADA Compliant
10328/3	(3) 60W Med.	16"	8"	-	11 lbs.	(1) 6" & (2) 12" extension rods with hang straight included



BV361-0-15




BV1701-0-15




BV362-0-15




BV1703-0-15




BV363-0-15




BV1704-0-15


S O M E R S E T



Polished Chrome with crystal

ITEM NO.	BULB	W	H	EXT.	WEIGHT	ADDITIONAL DETAILS
BV361-0-15	(2) 40W G9 (included)	12"	4"	3"	3 lbs.	ADA Compliant, Dimmable
BV362-0-15	(3) 40W G9 (included)	18"	4"	3"	4 lbs.	Dimmable
BV363-0-15	(4) 40W G9 (included)	24"	4"	3"	6 lbs.	Dimmable

R O N D E L L



Polished Chrome with crystal



ITEM NO.	BULB	W	H	EXT.	ADDITIONAL DETAILS
BV1701-0-15	(1) 40W G9 (included)	5"	5"	4"	ADA Compliant
BV1703-0-15	(3) 40W G9 (included)	21"	5"	4"	
BV1704-0-15	(4) 40W G9 (included)	28"	5"	4"	



CROWN VERTICAL 

Polished Chrome with crystal

ITEM NO.	BULB	W	H	EXT.	ADDITIONAL DETAILS
BV1103-0-15	(3) 40W G9 (included)	5"	20"	4"	ADA Compliant
FM1101-0-15	(1) 40W G9 (included)	5"	20"	4"	

CROWN  

Polished Chrome with crystal

ITEM NO.	BULB	W	H	EXT.	ADDITIONAL DETAILS
BV1001-0-15	(1) 40W G9 (included)	6"	5"	4"	ADA Compliant
BV1002-0-15	(2) 40W G9 (included)	13"	5"	4"	
BV1003-0-15	(3) 40W G9 (included)	21"	5"	4"	
BV1004-0-15	(4) 40W G9 (included)	28"	5"	4"	



BV1302-0-15



BV1301-0-15



BV1303-0-15



BV1304-0-15



32300/1



32301/3



32304/4



QUEEN CROWN FPS **Alico**

Polished Chrome with crystal

ITEM NO.	BULB	W	H	EXT.	ADDITIONAL DETAILS
BV1301-0-15	(1) 40W G9 (included)	5"	7"	6"	
BV1302-0-15	(2) 40W G9 (included)	13"	7"	6"	
BV1303-0-15	(3) 40W G9 (included)	20"	7"	6"	
BV1304-0-15	(4) 40W G9 (included)	28"	7"	6"	

SPRINGVALE FPS

Polished Chrome finish with clear crystal and glass

ITEM NO.	BULB	W	H	EXT.	WEIGHT	ADDITIONAL DETAILS
32300/1	(1) 40W G9 (included)	6"	6"	7"	3 lbs.	
32301/3	(3) 40W G9 (included)	22"	5"	7"	8 lbs.	
32304/4	(4) 40W G9 (included)	29"	5"	7"	11 lbs.	



45281/2



45285/3



31181/2



31180/1



45282/3



45280/1



31182/3



45283/4



31183/4



NESCOTT



Polished Chrome finish with clear glass rods held in place by laser cut stainless steel

ITEM NO.	BULB	W	H	EXT.	WEIGHT	ADDITIONAL DETAILS
45280/1	(1) 60W G9 (included)	5"	5"	4"	2 lbs.	ADA Compliant
45281/2	(2) 60W G9 (included)	12"	5"	4"	3 lbs.	ADA Compliant
45282/3	(3) 60W G9 (included)	19"	5"	4"	5 lbs.	ADA Compliant
45283/4	(4) 60W G9 (included)	26"	5"	4"	6 lbs.	ADA Compliant
45285/3	(3) 60W Cand.	14"	9"	-	8 lbs.	

ENCASED CRYSTALS



Polished Chrome finish with encased crystals

ITEM NO.	BULB	W	H	EXT.	WEIGHT	ADDITIONAL DETAILS
31180/1	(1) 60W Cand.	7"	6"	4"	3 lbs.	ADA Compliant
31181/2	(2) 60W Cand.	14"	5"	5"	5 lbs.	
31182/3	(3) 60W Cand.	24"	5"	5"	8 lbs.	
31183/4	(4) 60W Cand.	36"	5"	5"	12 lbs.	



15223/1



15220/1



15213/1




15210/1



15221/2



15211/2



15222/3



15212/3



PALACIAL

Oil Rubbed Bronze finish with prismatic triangular crystals


ITEM NO.	BULB	W	H	EXT.	WEIGHT	ADDITIONAL DETAILS
15220/1	(1) 60W Cand.	10"	7"	5"	4 lbs.	
15221/2	(2) 60W Cand.	15"	7"	5"	6 lbs.	
15222/3	(3) 60W Cand.	21"	7"	5"	8 lbs.	
15223/1	(1) 60W Cand.	12"	9"	-	8 lbs.	

PALACIAL

Polished Chrome finish with prismatic triangular crystals

ITEM NO.	BULB	W	H	EXT.	WEIGHT	ADDITIONAL DETAILS
15210/1	(1) 60W Cand.	10"	7"	5"	4 lbs.	
15211/2	(2) 60W Cand.	15"	7"	5"	6 lbs.	
15212/3	(3) 60W Cand.	21"	7"	5"	8 lbs.	
15213/1	(1) 60W Cand.	12"	9"	-	8 lbs.	



33010/2




33000/2




33011/4




33001/4




33012/5




33002/5


CRYSTAL HEIGHTS



Polished Chrome finish with crystal

ITEM NO.	BULB	W	H	EXT.	WEIGHT	ADDITIONAL DETAILS
33010/2	(2) 60W Cand.	16"	8"	4"	5 lbs.	ADA Compliant
33011/4	(4) 60W Cand.	25"	8"	4"	8 lbs.	
33012/5	(5) 60W Cand.	30"	8"	4"	9 lbs.	

CRYSTAL HEIGHTS



Oil Rubbed Bronze finish with crystal

ITEM NO.	BULB	W	H	EXT.	WEIGHT	ADDITIONAL DETAILS
33000/2	(2) 60W Cand.	16"	8"	4"	5 lbs.	ADA Compliant
33001/4	(4) 60W Cand.	25"	8"	4"	8 lbs.	
33002/5	(5) 60W Cand.	30"	8"	4"	9 lbs.	



81154/3



81150/1



81151/3



81152/4



81160/1



81161/3



81162/4



TESSA



Polished Chrome finish with crystal

ITEM NO.	BULB	W	H	EXT.	WEIGHT	ADDITIONAL DETAILS
81150/1	(1) 60W Cand.	8"	5"	4"	1 lb.	ADA Compliant
81151/3	(3) 60W Cand.	22"	5"	5"	4 lbs.	
81152/4	(4) 60W Cand.	27"	5"	5"	5 lbs.	
81154/3	(3) 60W Cand.	15"	12"	-	7 lbs.	

MONSERRAT



Oil Rubbed Bronze finish with clear glass

ITEM NO.	BULB	W	H	EXT.	WEIGHT	ADDITIONAL DETAILS
81160/1	(1) 60W Cand.	8"	8"	4"	2 lbs.	ADA Compliant
81161/3	(3) 60W Cand.	20"	8"	5"	5 lbs.	
81162/4	(4) 60W Cand.	26"	8"	4"	6 lbs.	



81124/3



81120/1



81121/3



81122/4



15031/3



15038/3



15039/4



SERAÏ



Oil Rubbed Bronze finish with clear "soda bottle" glass

ITEM NO.	BULB	W	H	EXT.	WEIGHT	ADDITIONAL DETAILS
81120/1	(1) 60W Cand.	8"	8"	4"	2 lbs.	ADA Compliant
81121/3	(3) 60W Cand.	20"	8"	5"	4 lbs.	
81122/4	(4) 60W Cand.	26"	8"	4"	5 lbs.	
81124/3	(3) 60W Med.	16"	12"	-	9 lbs.	(3) 12" extension rods w/hang straight included

BARRINGER



Oil Rubbed Bronze finish with tan mica

ITEM NO.	BULB	W	H	EXT.	WEIGHT	ADDITIONAL DETAILS
15031/3	(3) 60W Med.	13"	7"	-	4 lbs.	Aged Bronze finish
15038/3	(3) 60W Med.	24"	5"	5"	5 lbs.	
15039/4	(4) 60W Med.	32"	5"	5"	6 lbs.	

19065/3



19060/2



19038/3



19030/2



19066/3



19036/3



19067/4



19037/4



MODERN ORGANICS



Bamboo Stems with Polished Chrome hardware

ITEM NO.	BULB	W	H	EXT.	WEIGHT	ADDITIONAL DETAILS
19060/2	(2) 60W Med.	7"	11"	4"	3 lbs.	ADA Compliant
19065/3	(3) 60W Med.	14"	9"	-	7 lbs.	
19066/3	(3) 60W Med.	29"	5"	5"	8 lbs.	
19067/4	(4) 60W Med.	41"	5"	5"	11 lbs.	

MODERN ORGANICS



White Sawgrass with Polished Chrome hardware

ITEM NO.	BULB	W	H	EXT.	WEIGHT	ADDITIONAL DETAILS
19030/2	(2) 60W Cand.	7"	11"	4"	3 lbs.	ADA Compliant
19036/3	(3) 60W Med.	29"	5"	5"	8 lbs.	
19037/4	(4) 60W Med.	41"	5"	5"	11 lbs.	
19038/3	(3) 60W Med.	14"	9"	-	7 lbs.	



65304/3



65300/1



65302/3



65303/4



AGATE STONES

Weathered Bronze finish with gray agate stones

ITEM NO.	BULB	W	H	EXT.	WEIGHT	ADDITIONAL DETAILS
65300/1	(1) 60W Med.	7"	11"	6"	6 lbs.	
65302/3	(3) 60W Med.	26"	7"	6"	9 lbs.	
65303/4	(4) 60W Med.	34"	7"	6"	9 lbs.	
65304/3	(3) 60W Med.	16"	16"	-	13 lbs.	



67341/2



67331/2



67342/1



67332/1



67340/1



67330/1



FULTON

Oil Rubbed Bronze finish with clear glass and Satin Nickel finish with opal white glass



ITEM NO.	BULB	W	H	EXT.	WEIGHT	ADDITIONAL DETAILS
67330/1	(1) 60W Med.	4"	12"	6"	2 lbs.	Satin Nickel finish
67331/2	(2) 60W Med.	20"	4"	6"	3 lbs.	Satin Nickel finish
67332/1	(1) 60W Med.	5"	19"	6"	5 lbs.	Satin Nickel finish
67340/1	(1) 60W Med.	4"	12"	6"	2 lbs.	Bulb #1099 optional, Oil Rubbed Bronze finish
67341/2	(2) 60W Med.	20"	4"	6"	3 lbs.	Bulb #1099 optional, Oil Rubbed Bronze finish
67342/1	(1) 60W Med.	5"	19"	6"	5 lbs.	Bulb #1103 optional, Oil Rubbed Bronze finish



31024/3



31022/2



31023/4



11430/1



11432/3



RETROVIA



Polished Nickel finish with opal etched glass

ITEM NO.	BULB	W	H	EXT.	WEIGHT	ADDITIONAL DETAILS
31022/2	(2) 60W Med.	17"	5"	4"	4 lbs.	ADA Compliant
31023/4	(4) 60W Med.	28"	5"	4"	8 lbs.	ADA Compliant
31024/3	(3) 60W Med.	16"	7"	-	5 lbs.	

WILLOW BEND



Polished Chrome finish with laser cut shade and frosted glass

ITEM NO.	BULB	W	H	EXT.	WEIGHT	ADDITIONAL DETAILS
11430/1	(1) 60W Cand.	8"	10"	4"	2 lbs.	ADA compliant
11432/3	(3) 60W Cand.	25"	7"	7"	6 lbs.	



31346/1



11225/2



WS702-0-15



WS703-0-15



31347/3



WS705-0-15



CRYSTALLURE



Polished Chrome finish with laser cut shade and square crystal

ITEM NO.	BULB	W	H	EXT.	WEIGHT	ADDITIONAL DETAILS
11225/2	(2) 60W Med.	13"	8"	-	7 lbs.	Polished Chrome finish
31346/1	(1) 60W Cand.	4"	14"	5"	2 lbs.	
31347/3	(3) 60W Cand.	25"	4"	5"	4 lbs.	

QUEBEC



Alico

Polished Chrome with crystal

ITEM NO.	BULB	W	H	EXT.	WEIGHT	ADDITIONAL DETAILS
WS702-0-15	(2) 40W G9 (included)	16"	5"	4"	4 lbs.	ADA Compliant, Dimmable
WS703-0-15	(3) 40W G9 (included)	22"	5"	4"	6 lbs.	Dimmable
WS705-0-15	(5) 40W G9 (included)	35"	5"	4"	11 lbs.	Dimmable



BVL380-10-30




81070/1




BVL390-10-16M




81072/3


LED

NELSON

Matte White with opal white glass



ITEM NO.	BULB	W	H	EXT.	WEIGHT	ADDITIONAL DETAILS
BVL380-10-30	13W-1160 Lumen LED (included)	15"	5"	4"	4 lbs.	3000K, 90 CRI

NEWBURY

Satin Nickel with opal white glass



ITEM NO.	BULB	W	H	EXT.	WEIGHT	ADDITIONAL DETAILS
BVL390-10-16M	10W-750 Lumen LED (included)	21"	5"	4"	4 lbs.	3000K, 90 CRI

LED

LINTON

Satin Nickel finish with etched and clear glass



ITEM NO.	BULB	W	H	EXT.	WEIGHT	ADDITIONAL DETAILS
81070/1	(1) 5W-415 Lumen LED (included)	8"	5"	4"	1 lb.	ADA Compliant
81072/3	(3) 5W-415 Lumen LED (included)	18"	5"	4"	3 lbs.	ADA Compliant



WSL1301-10-15




BVL372-10-16M




WSL1302-10-15




BVL371-10-16M


LED

LED

BATON



Polished Chrome with opal white glass

ITEM NO.	BULB	W	H	EXT.	WEIGHT	ADDITIONAL DETAILS
WSL1301-10-15	13W-820 Lumen LED (included)	5"	13"	4"	4 lbs.	ADA Compliant, 3000K, 90 CRI, Dimmable
WSL1302-10-15	(2) 18W-2200 Lumen LED (included)	26"	5"	4"	5 lbs.	3000K, 90 CRI, Dimmable

BARRIE




Satin Nickel with opal white glass

ITEM NO.	BULB	W	H	EXT.	WEIGHT	ADDITIONAL DETAILS
BVL371-10-16M	31W-1753 Lumen LED (included)	17"	4"	2"	6 lbs.	3000K, 90 CRI, Dimmable
BVL372-10-16M	18W-1068 Lumen LED (included)	14"	4"	2"	4 lbs.	3000K, 90 CRI, Dimmable



WSL2125-AC-15




WSL2150-AC-15




WSL2175-AC-15


LED



BVL450-10-15




BVL451-10-15


LED

PROSPECT



Polished Chrome with white acrylic

ITEM NO.	BULB	W	H	EXT.	WEIGHT	ADDITIONAL DETAILS
WSL2125-AC-15	15W-1200 Lumen LED (included)	15"	4"	3"	2 lbs.	3000K, 80 CRI, Dimmable
WSL2150-AC-15	30W-2400 Lumen LED (included)	26"	4"	3"	4 lbs.	3000K, 80 CRI, Dimmable
WSL2175-AC-15	45W-3600 Lumen LED (included)	38"	4"	3"	6 lbs.	3000K, 80 CRI, Dimmable

BASS



Polished Chrome with opal white glass

ITEM NO.	BULB	W	H	EXT.	WEIGHT	ADDITIONAL DETAILS
BVL450-10-15	(2) 6W-1200 Lumen LED (included)	24"	4"	3"	4 lbs.	3000K, 80 CRI, Dimmable
BVL451-10-15	(2) 9W-1800 Lumen LED (included)	36"	4"	3"	6 lbs.	3000K, 80 CRI, Dimmable



WS4500-5-16M



WSL4500-10-16M



WS4525-5-16M



WSL4525-10-16M



WS4525-5-15



WSL4550-10-16M



LED

PIPER



Satin Nickel or Polished Chrome with opal white glass

ITEM NO.	BULB	W	H	EXT.	ADDITIONAL DETAILS
WS4500-5-16M	(1) 24W T5	25"	3"	4"	Satin Nickel finish, 3000K
WS4525-5-15	(1) 39W T5	37"	3"	4"	Polished Chrome finish, 3000K
WS4525-5-16M	(1) 39W T5	37"	3"	4"	Satin Nickel finish, 3000K

PIPER LED



Satin Nickel with opal white glass

ITEM NO.	BULB	W	H	EXT.	WEIGHT	ADDITIONAL DETAILS
WSL4500-10-16M	7W-580 Lumen LED (included)	26"	4"	4"	4 lbs.	3000K, 80 CRI, Dimmable
WSL4525-10-16M	23W-1840 Lumen LED (included)	38"	4"	4"	7 lbs.	3000K, 80 CRI, Dimmable
WSL4550-10-16M	34W-2700 Lumen LED (included)	48"	4"	4"	10 lbs.	3000K, 80 CRI, Dimmable



WSL100-10-15



WSL101-10-15

LED

Y A R M O U T H

Polished Chrome with white glass



ITEM NO.	BULB	W	H	EXT.	ADDITIONAL DETAILS
WSL100-10-15	18W-1974 Lumen LED (included)	23"	4"	5"	3000K, Dimmable
WSL101-10-15	36W-3240 Lumen LED (included)	35"	4"	5"	3000K, Dimmable



WSL356-10-98



WSL355-10-98


LED

I R I S


Aluminum with opal white glass



ITEM NO.	BULB	W	H	EXT.	WEIGHT	ADDITIONAL DETAILS
WSL355-10-98	10W-750 Lumen LED (included)	24"	5"	2"	2 lbs.	3000K, 90 CRI
WSL356-10-98	10W-750 Lumen LED (included)	24"	5"	2"	2 lbs.	3000K, 90 CRI



1179-005




1179-003



1179-007

LED



1179-002

LED




1179-001

LED MIRRORS


ITEM NO.	COLLECTION	BULB	W	H	EXT.	ADDITIONAL DETAILS
1179-003	Studio	8W-1100 Lumen LED (included)	20"	24"	2"	6000K
1179-005	Runway	9W-1300 Lumen LED (included)	24"	32"	2"	6000K
1179-007	Blabla	12W-1400 Lumen LED (included)	20"	28"	2"	6000K

LED MIRRORS

ITEM NO.	COLLECTION	BULB	W	H	EXT.	ADDITIONAL DETAILS
1179-001	Maison	12W-1300 Lumen LED (included)	20"	24"	2"	6000K
1179-002	Maison	22W-2200 Lumen LED (included)	32"	40"	2"	6000K




1179-004




1179-008



LED



1179-009



1179-006



LED

LED MIRRORS

ITEM NO.	COLLECTION	BULB	W	H	EXT.	ADDITIONAL DETAILS
1179-004	Montpellier	16W-1700 Lumen LED (included)	24"	32"	2"	6000K
1179-008	Skorpios	18W-1656 Lumen LED (included)	24"	32"	2"	3000K, 63 CRI

LED MIRRORS

ITEM NO.	COLLECTION	BULB	W	H	EXT.	ADDITIONAL DETAILS
1179-006	Oval	12W-1400 Lumen LED (included)	24"	32"	2"	6000K
1179-009	Skorpios	15W-1380 Lumen LED (included)	24"	32"	2"	3000K, 63 CRI



MINI PENDANTS



46206/1
Clear



MUNCIE

*Bulb #1099 optional



46216/1
Champagne



56560/1
Opal White



BEEHIVE



56550/1
Smoke



ROLLINS



10800/1
Champagne



GIOVANNA



10810/1
Wine Red



10771/1
Aqua



PARSON



10781/1
Wine Red



10760/1
Clear



10770/1
Aqua



LAGOON



10780/1
Champagne



10765/1
Mercury Glass



BRIMLEY



45365/1
Chalky White



45345/1
Chalky Seafoam



WEATHERLY



45355/1
Chalky Beige



85100/1
Lava



SOJOURN



Shown with
light off

ITEM NO.	BULB	W	H	MAX. H	WEIGHT	ADDITIONAL DETAILS
10760/1	(1) 60W Med.	6"	9"	83"	2 lbs.	Includes 6 feet of clear cord, Satin Nickel finish
10765/1	(1) 60W Med.	7"	9"	83"	3 lbs.	Includes 6 feet of brown cord, Oil Rubbed Bronze finish
10770/1	(1) 60W Med.	6"	9"	83"	2 lbs.	Includes 6 feet of clear cord, Satin Nickel finish
10780/1	(1) 60W Med.	6"	9"	83"	2 lbs.	Includes 6 feet of brown cord, Oil Rubbed Bronze finish
46206/1	(1) 60W Med.	5"	8"	84"	2 lbs.	Includes 6 feet of clear cord, Polished Chrome finish
46216/1	(1) 60W Med.	5"	8"	84"	2 lbs.	Includes 6 feet of brown cord, Oil Rubbed Bronze finish
56550/1	(1) 100W Med.	10"	13"	87"	5 lbs.	Includes 6 feet of brown cord, Oil Rubbed Bronze finish
56560/1	(1) 100W Med.	12"	14"	88"	4 lbs.	Includes 6 feet of clear cord, Polished Chrome finish

ITEM NO.	BULB	W	H	MAX. H	WEIGHT	ADDITIONAL DETAILS
10771/1	(1) 60W Med.	7"	12"	86"	2 lbs.	Includes 6 feet of clear cord, Satin Nickel finish
10781/1	(1) 60W Med.	7"	12"	86"	2 lbs.	Includes 6 feet of clear cord, Satin Nickel finish
10800/1	(1) 60W Med.	4"	10"	84"	2 lbs.	Includes 6 feet of brown cord, Oil Rubbed Bronze finish
10810/1	(1) 60W Med.	4"	10"	84"	2 lbs.	Includes 6 feet of brown cord, Oil Rubbed Bronze finish
45345/1	(1) 100W Med.	5"	10"	83"	2 lbs.	Includes 6 feet of brown cord, Oil Rubbed Bronze finish
45355/1	(1) 100W Med.	5"	10"	83"	2 lbs.	Includes 6 feet of brown cord, Oil Rubbed Bronze finish
45365/1	(1) 100W Med.	5"	10"	83"	2 lbs.	Includes 6 feet of brown cord, Oil Rubbed Bronze finish
85100/1	(1) 60W Med.	6"	10"	84"	2 lbs.	Includes 6 feet of brown cord, Oil Rubbed Bronze finish



14530/1



BREMINGTON



14474/1



HARMELIN



65231/1



SPRING



65241/1



56500/1



ALORA



56501/1



56502/1



56503/1



57125/1



WINDOW PANE



57126/1



RAINDROP GLASS



56510/1



14451/1



FEELIX



46222/1



BERGEN



46221/1



10490/1
Plated Copper



*Bulb #1092 optional

REVELO



14411/1
Plated Copper



OLEAN

ITEM NO.	BULB	W	H	MAX. H	WEIGHT	ADDITIONAL DETAILS
14451/1	(1) 60W Med.	11"	17"	91"	4 lbs.	Polished Gold finish, Bulb #1092 optional
14474/1	(1) 60W Med.	7"	10"	49"	3 lbs.	Matte Black/Satin Brass finish
14530/1	(1) 60W Med.	8"	10"	88"	3 lbs.	Oil Rubbed Bronze/Aged Gold finish, Bulb #1092 optional
56510/1	(1) 100W Med.	10"	13"	87"	3 lbs.	Antique Copper/Oil Rubbed Bronze, Bulb #1092 optional
57125/1	(1) 60W Med.	8"	9"	82"	3 lbs.	Oil Rubbed Bronze finish, Bulb #1092 optional
57126/1	(1) 60W Med.	8"	10"	83"	3 lbs.	Oil Rubbed Bronze finish, Bulb #1092 optional
65231/1	(1) 60W Med.	5"	20"	59"	5 lbs.	Oil Rubbed Bronze finish, Bulb #1103 optional
65241/1	(1) 60W Med.	5"	20"	59"	5 lbs.	Satin Brass finish, Bulb #1103 optional

ITEM NO.	BULB	W	H	MAX. H	WEIGHT	ADDITIONAL DETAILS
10490/1	(1) 60W Med.	8"	9"	83"	2 lbs.	Includes 6 feet of brown cord, Oil Rubbed Bronze finish
14411/1	(1) 60W Cand.	5"	7"	81"	2 lbs.	Includes 6 feet of clear cord, Polished Chrome finish
46221/1	(1) 100W Med.	9"	15"	53"	4 lbs.	Matte Black finish, Bulb #1092 optional
46222/1	(1) 100W Med.	10"	14"	52"	4 lbs.	Matte Black finish, Bulb #1092 optional
56500/1	(1) 100W Med.	10"	12"	86"	3 lbs.	Polished Chrome with opal white and clear glass
56501/1	(1) 100W Med.	8"	18"	92"	4 lbs.	Polished Chrome with opal white and clear glass
56502/1	(1) 100W Med.	8"	18"	92"	4 lbs.	Polished Chrome with opal white and champagne plated glass
56503/1	(1) 100W Med.	8"	18"	92"	4 lbs.	Polished Chrome with opal white and smoke plated glass



10331/1CLR
Hammered Clear

10331/1HAMB
Hammered Amber

10331/1HAQ
Hammered Aqua

10331/1HRD
Hammered Red



10431/1CLR
Hammered Clear

10431/1HAQ
Hammered Aqua

10431/1HAMP
Hammered Amber Plated

10431/1HME
Hammered Mercury



HAMMERED GLASS *Bulb #1092 optional



10830/1
Hammered Mercury

10840/1
Hammered Amber Plated

10332/1
Hammered Clear



HAMMERED GLASS *Bulb #1092 optional




10242/1AQ
Aqua

10242/1CL
Clear

10242/1SM
Smoke

10245/1



ICE FRAGMENTS

ETCHED GLASS

ITEM NO.	BULB	W	H	MAX. H	WEIGHT	ADDITIONAL DETAILS
10331/1CLR	(1) 60W Med.	5"	10"	84"	2 lbs.	Includes 6 feet of cord, Oil Rubbed Bronze finish
10331/1HAMB	(1) 60W Med.	5"	10"	84"	2 lbs.	Includes 6 feet of cord, Oil Rubbed Bronze finish
10331/1HAQ	(1) 60W Med.	5"	10"	84"	2 lbs.	Includes 6 feet of cord, Oil Rubbed Bronze finish
10331/1HRD	(1) 60W Med.	5"	10"	84"	2 lbs.	Includes 6 feet of cord, Oil Rubbed Bronze finish
10332/1	(1) 60W Med.	9"	5"	79"	2 lbs.	Includes 6 feet of cord, Oil Rubbed Bronze finish
10830/1	(1) 60W Med.	5"	10"	84"	2 lbs.	Includes 6 feet of brown cord, Oil Rubbed Bronze finish
10840/1	(1) 60W Med.	5"	10"	84"	2 lbs.	Includes 6 feet of brown cord, Oil Rubbed Bronze finish

ITEM NO.	BULB	W	H	MAX. H	WEIGHT	ADDITIONAL DETAILS
10242/1AQ	(1) 60W Med.	5"	8"	82"	2 lbs.	Includes 6 feet of clear cord, Satin Nickel finish
10242/1CL	(1) 60W Med.	5"	8"	82"	2 lbs.	Includes 6 feet of clear cord, Satin Nickel finish
10242/1SM	(1) 60W Med.	5"	8"	82"	2 lbs.	Includes 6 feet of clear cord, Satin Nickel finish
10245/1	(1) 100W Med.	5"	10"	84"	2 lbs.	Includes 6 feet of clear cord, Polished Chrome finish
10431/1CLR	(1) 60W Med.	5"	10"	84"	2 lbs.	Includes 6 feet of clear cord, Satin Nickel finish
10431/1HAQ	(1) 60W Med.	5"	10"	84"	2 lbs.	Includes 6 feet of clear cord, Satin Nickel finish
10431/1HAMP	(1) 60W Med.	5"	10"	84"	2 lbs.	Includes 6 feet of brown cord, Oil Rubbed Bronze finish
10431/1HME	(1) 60W Med.	5"	10"	84"	2 lbs.	Includes 6 feet of brown cord, Oil Rubbed Bronze finish



MENLOW PARK *Bulb #1092 optional



MENLOW PARK *Bulb #1092 optional



MARCHAND

CAMLEY
Bulb #1092 optional

ITEM NO.	BULB	W	H	MAX. H	WEIGHT	ADDITIONAL DETAILS
60042-1	(1) 60W Med.	6"	10"	84"	2 lbs.	Includes 6 feet of brown cord, Oil Rubbed Bronze finish
60043-1	(1) 60W Med.	6"	11"	85"	2 lbs.	Includes 6 feet of brown cord, Oil Rubbed Bronze finish
60044-1	(1) 60W Med.	5"	12"	86"	2 lbs.	Includes 6 feet of brown cord, Oil Rubbed Bronze finish
60045-1	(1) 75W Med.	8"	16"	90"	3 lbs.	Includes 6 feet of brown cord, Oil Rubbed Bronze finish
60046-1	(1) 60W Med. (included)	2"	3"	77"	1 lb.	Includes 6 feet of brown cord, Oil Rubbed Bronze finish
60047-1	(1) 60W Med.	6"	9"	83"	2 lbs.	Includes 6 feet of brown cord, Oil Rubbed Bronze finish
60056-1	(1) 60W Med. (included)	2"	3"	77"	1 lb.	Includes 6 feet of clear cord, Polished Chrome finish
60064-1	(1) 60W Med.	5"	12"	86"	2 lbs.	Includes 6 feet of clear cord, Polished Chrome finish
60066-1	(1) 60W Med.	6"	10"	84"	2 lbs.	Includes 6 feet of brown cord, Oil Rubbed Bronze finish

ITEM NO.	BULB	W	H	MAX. H	WEIGHT	ADDITIONAL DETAILS
14391/1	(1) 60W Med.	2"	3"	77"	1 lb.	Includes 6 feet of brown cord, Polished Gold finish
31595/1	(1) 60W Med.	6"	9"	83"	2 lbs.	Includes 6 feet of clear cord, Satin Nickel finish
31596/1	(1) 60W Med.	6"	9"	83"	2 lbs.	Includes 6 feet of clear cord, Satin Nickel finish
31597/1	(1) 60W Med.	6"	9"	83"	2 lbs.	Includes 6 feet of clear cord, Satin Nickel finish
60052-1	(1) 60W Med.	6"	10"	84"	2 lbs.	Includes 6 feet of clear cord, Polished Chrome finish
60053-1	(1) 60W Med.	6"	11"	85"	2 lbs.	Includes 6 feet of clear cord, Polished Chrome finish
60054-1	(1) 60W Med.	5"	12"	86"	2 lbs.	Includes 6 feet of clear cord, Polished Chrome finish
60057-1	(1) 60W Med.	6"	9"	83"	2 lbs.	Includes 6 feet of clear cord, Polished Chrome finish



31934/1
Clear



31935/1
Mercury Glass



JAELYN *Bulb #1092 optional



31954/1
Clear



31955/1
Mercury Glass



KELSEY *Bulb #1092 optional



10423/1
Clear



10422/1
Clear



10433/1
Amber Teak



10432/1
Amber Teak



ORBITAL *Bulb #1092 optional



10525/1
Clear



*Bulb #1102 optional



16325/1
Antique Brass



BARTRAM

Bulb #1102 optional



10439/1
Frosted Light Amber



CALIPSA



10463/1
Clear



CIRRUS

*Bulb #1099 optional



10448/1



BRANT

*Bulb #1092 optional



46010/1



46000/1



DARIEN



46172/1
Antique Mercury



DUNCAN

*Bulb #1092 optional



17205/1



CIPHER

ITEM NO.	BULB	W	H	MAX. H	WEIGHT	ADDITIONAL DETAILS
10439/1	(1) 60W Med.	6"	16"	90"	3 lbs.	Includes 6 feet of brown cord, Oil Rubbed Bronze finish
10448/1	(1) 60W Med.	5"	10"	83"	2 lbs.	Includes 6 feet of brown cord, Oil Rubbed Bronze finish
10463/1	(1) 60W Med.	6"	11"	90"	2 lbs.	Includes 6 feet of clear cord, Polished Chrome finish
16325/1	(1) 60W Med.	7"	12"	86"	4 lbs.	Includes 6 feet of brown cord, Oil Rubbed Bronze finish
31934/1	(1) 60W Med.	5"	8"	82"	2 lbs.	Includes 6 feet of brown cord, Oil Rubbed Bronze finish
31935/1	(1) 60W Med.	5"	8"	82"	2 lbs.	Includes 6 feet of brown cord, Oil Rubbed Bronze finish
31954/1	(1) 60W Med.	8"	8"	82"	2 lbs.	Includes 6 feet of brown cord, Oil Rubbed Bronze finish
31955/1	(1) 60W Med.	8"	8"	82"	2 lbs.	Includes 6 feet of brown cord, Oil Rubbed Bronze finish

ITEM NO.	BULB	W	H	MAX. H	WEIGHT	ADDITIONAL DETAILS
10422/1	(1) 60W Med.	10"	12"	86"	2 lbs.	Includes 6 feet of clear cord, Polished Chrome finish
10423/1	(1) 60W Med.	6"	10"	84"	3 lbs.	Includes 6 feet of clear cord, Polished Chrome finish
10432/1	(1) 60W Med.	10"	12"	86"	2 lbs.	Includes 6 feet of brown cord, Oil Rubbed Bronze finish
10433/1	(1) 60W Med.	6"	10"	84"	3 lbs.	Includes 6 feet of brown cord, Oil Rubbed Bronze finish
10525/1	(1) 60W Med.	9"	7"	81"	2 lbs.	Includes 6 feet of clear cord, Polished Chrome finish
17205/1	(1) 75W Med.	7"	16"	90"	4 lbs.	Bulb #1099 optional, Oil Rubbed Bronze finish
46000/1	(1) 60W Med.	6"	7"	81"	1 lb.	Includes 6 feet of brown cord, Oiled Bronze finish
46010/1	(1) 60W Med.	6"	7"	81"	1 lb.	Includes 6 feet of clear cord, Polished Chrome finish
46172/1	(1) 60W Med.	6"	11"	84"	2 lbs.	Includes 6 feet of brown cord, Oil Rubbed Bronze finish



46014/1



46017/1



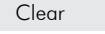
46018/1



46019/1

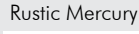


10435/1



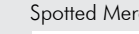
Clear

10436/1



Rustic Mercury

10438/1



Spotted Mercury

10333/1



Shown with light off

HAND FORMED GLASS

RIBBED GLASS



46024/1



46007/1



46023/1



46008/1



46009/1



DANICA



46107/1



46161/1



10240/1CHR

Chrome



10240/1WH

White



Shown with light off

STRATA

CARVED GLASS

CASSANDRA

ITEM NO.	BULB	W	H	MAX. H	WEIGHT	ADDITIONAL DETAILS
46007/1	(1) 60W Med.	6"	10"	84"	3 lbs.	Includes 6 feet of brown cord, Oil Rubbed Bronze finish
46008/1	(1) 60W Med.	8"	9"	83"	3 lbs.	Includes 6 feet of brown cord, Oil Rubbed Bronze finish
46009/1	(1) 100W Med.	5"	10"	84"	3 lbs.	Includes 6 feet of brown cord, Oil Rubbed Bronze finish
46014/1	(1) 100W Med.	6"	10"	84"	2 lbs.	Includes 6 feet of clear cord, Polished Chrome finish
46017/1	(1) 60W Med.	6"	10"	84"	3 lbs.	Includes 6 feet of clear cord, Polished Chrome finish
46018/1	(1) 60W Med.	8"	9"	83"	3 lbs.	Includes 6 feet of clear cord, Polished Chrome finish
46019/1	(1) 100W Med.	5"	10"	84"	3 lbs.	Includes 6 feet of clear cord, Polished Chrome finish
46023/1	(1) 50W Par 20	5"	6"	80"	2 lbs.	Includes 6 feet of brown cord, Oil Rubbed Bronze finish
46024/1	(1) 100W Med.	6"	10"	84"	2 lbs.	Includes 6 feet of brown cord, Oil Rubbed Bronze finish

ITEM NO.	BULB	W	H	MAX. H	WEIGHT	ADDITIONAL DETAILS
10240/1CHR	(1) 100W Med.	8"	9"	83"	3 lbs.	Includes 6 feet of clear cord, Polished Chrome finish
10240/1WH	(1) 100W Med.	8"	9"	83"	3 lbs.	Includes 6 feet of clear cord, Polished Chrome finish
10333/1	(1) 60W Med.	6"	10"	84"	2 lbs.	Includes 6 feet of clear cord, Satin Nickel finish
10435/1	(1) 60W Med.	10"	9"	83"	4 lbs.	Includes 6 feet of brown cord, Oil Rubbed Bronze finish
10436/1	(1) 60W Med.	10"	9"	55"	4 lbs.	Includes 18" of chain, 2 feet rope, Oil Rubbed Bronze finish
10438/1	(1) 60W Med.	7"	12"	56"	3 lbs.	Includes 18" of chain, 2 feet rope, Oil Rubbed Bronze finish
46107/1	(1) 100W Med.	6"	10"	84"	2 lbs.	Includes 6 feet of clear cord, Polished Chrome finish
46161/1	(1) 40W G9 (included)	4"	6"	80"	2 lbs.	Includes 6 feet of clear cord, Brushed Nickel finish



31380/1AQ
Aqua



31380/1CMP
Champagne



31380/1CLR
Clear



31380/1GN
Light Green



31080/1CLR
Clear



31080/1GRN
Green



VIVA



10464/1
Clear with Frosted Inner Glass



10474/1
Amber Teak with Frosted Inner Glass



LAYERS



31380/1MRC
Mercury Glass



31380/1PRP
Purple



31380/1SMK
Smoke



31381/1OB
Smoke



WATERSPHERE



10248/1
Mercury



JERARD



63024-1



63034-1



BROOKLINE



63035-1



ITEM NO.	BULB	W	H	MAX. H	WEIGHT	ADDITIONAL DETAILS
31380/1AQ	(1) 100W Med.	10"	11"	85"	4 lbs.	Includes 6 feet of clear cord, Polished Chrome finish
31380/1CLR	(1) 100W Med.	10"	11"	85"	4 lbs.	Includes 6 feet of clear cord, Polished Chrome finish
31380/1CMP	(1) 100W Med.	10"	11"	85"	4 lbs.	Includes 6 feet of clear cord, Polished Chrome finish
31380/1GN	(1) 100W Med.	10"	11"	85"	4 lbs.	Includes 6 feet of clear cord, Polished Chrome finish
31380/1MRC	(1) 100W Med.	10"	11"	85"	4 lbs.	Includes 6 feet of clear cord, Polished Chrome finish
31380/1PRP	(1) 100W Med.	10"	11"	85"	4 lbs.	Includes 6 feet of clear cord, Polished Chrome finish
31380/1SMK	(1) 100W Med.	10"	11"	85"	4 lbs.	Includes 6 feet of clear cord, Polished Chrome finish
31381/1OB	(1) 60W Med.	10"	17"	55"	4 lbs.	Oil Rubbed Bronze finish

* (1) 6", (1) 12" & (1) 18" extension rods w/hang straight included

ITEM NO.	BULB	W	H	MAX. H	WEIGHT	ADDITIONAL DETAILS
10248/1	(1) 60W Med.	5"	15"	88"	2 lbs.	Includes 6 feet of brown cord, Oil Rubbed Bronze finish
10464/1	(1) 60W Med.	6"	9"	83"	2 lbs.	Includes 6 feet of clear cord, Satin Nickel finish
10474/1	(1) 60W Med.	6"	9"	83"	2 lbs.	Includes 6 feet of brown cord, Oil Rubbed Bronze finish
31080/1CLR	(1) 100W Med.	7"	7"	81"	2 lbs.	Includes 6 feet of clear cord, Polished Chrome finish
31080/1GRN	(1) 100W Med.	7"	7"	81"	2 lbs.	Includes 6 feet of clear cord, Polished Chrome finish
63024-1	(1) 100W Med.	7"	12"	86"	3 lbs.	Polished Nickel finish, Bulb #1092 optional
63034-1	(1) 100W Med.	7"	12"	86"	3 lbs.	Oil Rubbed Bronze finish, Bulb #1092 optional
63035-1	(1) 100W Med.	6"	12"	86"	3 lbs.	Oil Rubbed Bronze finish, Bulb #1092 optional



81135/1



ROMINA



16260/1



JUBILEE



72154/1



BEAMER



2997/1A



OPTIX



PS1200-0-15



KING CROWN



31486/1



31487/1



CYNTHIA



31488/1



CYNTHIA



11705/1



SACHA



11706/1



SACHA



11875/1



KUMBAYA



11876/1



KUMBAYA



10458/1



KERSEY



10341/1



KERSEY



10342/1



KERSEY



10343/1



KERSEY

ITEM NO.	BULB	W	H	MAX. H	WEIGHT	ADDITIONAL DETAILS
2997/1A	(1) 60W Cand.	4"	6"	80"	2 lbs.	Polished Chrome finish
11705/1	(1) 100W Med.	10"	16"	54"	4 lbs.	Aged Silver finish
11706/1	(1) 100W Med.	10"	16"	54"	4 lbs.	Spanish Bronze finish
11875/1	(1) 100W Med.	9"	11"	50"	4 lbs.	Spanish Bronze finish
11876/1	(1) 100W Med.	9"	11"	50"	4 lbs.	Aged Silver finish
16260/1	(1) 60W Cand.	9"	11"	50"	6 lbs.	Spanish Bronze finish
72154/1	(1) 60W Med.	12"	16"	54"	6 lbs.	Brushed Brass finish
81135/1*	(1) 60W Med.	9"	11"	49"	4 lbs.	Polished Chrome finish

* (3) 12" extension rods w/hang straight included

ITEM NO.	BULB	W	H	MAX. H	WEIGHT	ADDITIONAL DETAILS
10341/1	(1) 40W G9 (included)	5"	6"	80"	2 lbs.	Includes 6 feet of clear cord, Satin Nickel finish
10342/1	(1) 40W G9 (included)	5"	6"	80"	2 lbs.	Includes 6 feet of clear cord, Satin Nickel finish
10343/1	(1) 60W Med.	4"	8"	82"	2 lbs.	Includes 6 feet of clear cord, Satin Nickel finish
10458/1	(1) 60W Cand.	4"	8"	82"	2 lbs.	Includes 6 feet of clear cord, Satin Nickel finish
31486/1	(1) 60W Cand.	3"	8"	82"	2 lbs.	Includes 6 feet of clear cord, Polished Chrome finish
31487/1	(1) 60W Cand.	3"	8"	82"	2 lbs.	Includes 6 feet of clear cord, Polished Chrome finish
31488/1	(1) 60W Cand.	4"	8"	82"	3 lbs.	Includes 6 feet of clear cord, Polished Chrome finish
PS1200-0-15	(1) 60W G9 (included)	5"	9"	72"	-	Chrome finish



31216/1
Mercury Glass



31215/1
Champagne



31217/1
Black Chrome



PELHAM



10440/1
Clear



GEOMETRICS

*Bulb #1092 optional



65171/1



65181/1



65191/1



ZABRINA



65172/1



PS8160-89-31



PS8160-85-31



PS8160-15-31



BOLERO



31302/1



DALTON



65182/1



65192/1



ZABRINA



32328/1



32338/1



VELLIS

ITEM NO.	BULB	W	H	MAX. H	WEIGHT	ADDITIONAL DETAILS
10440/1	(1) 60W Med.	9"	8"	82"	2 lbs.	Includes 6 feet of clear cord, Polished Chrome finish
31215/1	(1) 60W Med.	6"	16"	90"	3 lbs.	Includes 6 feet of clear cord, Polished Chrome finish
31216/1	(1) 60W Med.	6"	16"	90"	3 lbs.	Includes 6 feet of clear cord, Polished Chrome finish
31217/1	(1) 60W Med.	6"	16"	90"	3 lbs.	Includes 6 feet of clear cord, Polished Chrome finish
31302/1	(1) 75W Med.	8"	18"	92"	2 lbs.	Polished Nickel finish
PS8160-15-31	(1) 100W Med.	8"	8"	59"	8 lbs.	Chrome finish, black canopy
PS8160-85-31	(1) 100W Med.	8"	8"	59"	8 lbs.	Gold finish, black canopy
PS8160-89-31	(1) 100W Med.	8"	8"	59"	8 lbs.	Copper finish, black canopy

ITEM NO.	BULB	W	H	MAX. H	WEIGHT	ADDITIONAL DETAILS
32328/1*	(1) 60W Med.	6"	10"	56"	7 lbs.	Satin Nickel finish
32338/1*	(1) 60W Med.	6"	10"	56"	7 lbs.	Oil Rubbed Bronze finish
65171/1**	(1) 60W Med.	7"	7"	43"	3 lbs.	Satin Nickel finish, Bulb #1092 optional
65172/1**	(1) 60W Med.	5"	10"	46"	3 lbs.	Satin Nickel finish, Bulb #1099 optional
65181/1**	(1) 60W Med.	7"	7"	43"	3 lbs.	Oil Rubbed Bronze finish, Bulb #1092 optional
65182/1**	(1) 60W Med.	5"	10"	46"	3 lbs.	Oil Rubbed Bronze finish, Bulb #1099 optional
65191/1**	(1) 60W Med.	7"	7"	43"	3 lbs.	Weathered Zinc/Polished Nickel, Bulb #1092 optional
65192/1**	(1) 60W Med.	5"	10"	46"	3 lbs.	Weathered Zinc/Polished Nickel, Bulb #1099 optional

* (1) 6" & (3) 12" extension rods w/hang straight included

** (1) 6" & (2) 12" extension rods w/hang straight included



66216-1



QUINTON PARLOR



55001/1



Bulb #1092 optional

BRISBANE



17220/1



17200/1



SORENSEN



10443/1



10444/1



10142/1



10141/1



10442/1



CAPRI
Capiz Shells



LC413-10-80



LED

CHARLETON



45237/1



GLASS TILE



10741/1



SPATTER



10731/1



CROSSHATCH



10412/1
Multi Shells



SHELLS



20000/1



SEASHORE
Hand-Painted



10147/1



COLETTA
Genuine Stone



10169/1



PIEDRA
Genuine Stone

ITEM NO.	BULB	W	H	MAX. H	WEIGHT	ADDITIONAL DETAILS
10731/1	(1) 100W Med.	7"	8"	88"	3 lbs.	Polished Chrome finish
10741/1	(1) 100W Med.	7"	8"	88"	3 lbs.	Polished Chrome finish
17200/1	(1) 75W Med.	10"	12"	86"	2 lbs.	Oil Rubbed Bronze finish
17220/1	(1) 75W Med.	10"	12"	86"	2 lbs.	Gloss White finish
45237/1	(1) 100W Med.	11"	11"	50"	11 lbs.	Black Chrome finish
55001/1	(1) 100W Med.	6"	10"	54"	3 lbs.	(1) 6" & (3) 12" extension rods w/hang straight included
66216-1	(1) 60W Med.	5"	25"	83"	2 lbs.	Includes 3 ft. of chain
LC413-10-80	7W-560 Lumen LED (included)	8"	8"	46"	3 lbs.	Chrome finish, 3000K, 80 CRI, Dimmable

ITEM NO.	BULB	W	H	MAX. H	WEIGHT	ADDITIONAL DETAILS
10141/1	(1) 75W Med.	5"	9"	83"	2 lbs.	Includes 6 feet of clear cord, Satin Nickel finish
10142/1	(1) 75W Med.	6"	11"	85"	3 lbs.	Includes 6 feet of clear cord, Satin Nickel finish
10147/1	(1) 60W Med.	4"	8"	82"	2 lbs.	Includes 6 feet of clear cord, Satin Nickel finish
10169/1	(1) 60W Med.	4"	8"	82"	4 lbs.	Includes 6 feet of clear cord, Satin Nickel finish
10412/1	(1) 60W Med.	5"	7"	81"	2 lbs.	Includes 6 feet of clear cord, Satin Nickel finish
10442/1	(1) 60W Med.	5"	10"	86"	2 lbs.	Includes 6 feet of clear cord, Satin Nickel finish
10443/1	(1) 60W Med.	6"	11"	84"	3 lbs.	Includes 6 feet of clear cord, Satin Nickel finish
10444/1	(1) 60W Med.	5"	9"	82"	2 lbs.	Includes 6 feet of clear cord, Satin Nickel finish
20000/1	(1) 100W Med.	7"	10"	84"	3 lbs.	Includes 6 feet of clear cord, Satin Nickel finish



CHROMIA



SPUN ALUMINUM



ILLUSIONS



REFRACTION

NESTOR

ITEM NO.	BULB	W	H	MAX. H	WEIGHT	ADDITIONAL DETAILS
10504/1	(1) 60W Med.	4"	9"	83"	1 lb.	Includes 6 feet of clear cord, Polished Chrome finish
10505/1	(1) 60W Med.	4"	9"	83"	1 lb.	Includes 6 feet of clear cord, Polished Chrome finish
10506/1	(1) 60W Med.	5"	9"	82"	2 lbs.	Includes 6 feet of clear cord, Satin Nickel finish
10507/1	(1) 60W Med.	5"	11"	85"	2 lbs.	Includes 6 feet of clear cord, Satin Nickel finish
10508/1	(1) 60W Med.	5"	10"	84"	2 lbs.	Includes 6 feet of clear cord, Satin Nickel finish
10517/1	(1) 100W Med.	8"	9"	83"	2 lbs.	Includes 6 feet of clear cord, Polished Chrome finish
10518/1	(1) 100W Med.	8"	9"	83"	2 lbs.	Includes 6 feet of clear cord, Polished Chrome finish

ITEM NO.	BULB	W	H	MAX. H	WEIGHT	ADDITIONAL DETAILS
1477/1	(1) 40W G9 (included)	7"	4"	78"	2 lbs.	Includes 6 feet of clear cord, Polished Chrome finish
1477/1CAR	(1) 40W G9 (included)	7"	4"	78"	2 lbs.	Includes 6 feet of clear cord, Polished Chrome finish
1477/1JAS	(1) 40W G9 (included)	7"	4"	78"	2 lbs.	Includes 6 feet of clear cord, Polished Chrome finish
17042/1ALM	(1) 60W Cand.	7"	10"	84"	1 lb.	Includes 6 feet of clear cord, Satin Nickel finish
17092/1FB	(1) 60W Cand.	7"	10"	84"	1 lb.	Includes 6 feet of clear cord, French Brass finish
20064/1	(1) 100W Med.	8"	13"	87"	5 lbs.	Includes 6 feet of clear cord, Polished Chrome finish
31076/1	(1) 100W Med.	5"	9"	83"	2 lbs.	Polished Chrome finish, Includes 6 feet of clear cord
31078/1	(1) 100W Med.	4"	12"	86"	2 lbs.	Polished Chrome finish, Includes 6 feet of clear cord



31445/1RB
Rainbow Streak



COLORWAVE



31445/1TB
Tropics



31539/1CG
Cream/Green



SURREAL



31339/1



SURREALIST



10254/1



KARMA



Shown with
light off



31147/1



COLLAGE



31137/1



SANDSTONE



31138/1



GRANITE



10220/1EMB
Ember



MAUI



10220/1FBR
Firebrick



10460/1CS
Cosmic Storm



ABSTRACTIONS



10460/1SF
Solar Flare



10256/1



VENTURE



Shown with
light off



10465/1BRF
Smoke



FISSURE



10465/1SVF
Silver



10253/1BC
Burnt Caramel



GEVAL

ITEM NO.	BULB	W	H	MAX. H	WEIGHT	ADDITIONAL DETAILS
10220/1EMB	(1) 100W Med.	5"	8"	82"	2 lbs.	Includes 6 feet of clear cord, Satin Nickel finish
10220/1FBR	(1) 100W Med.	5"	8"	82"	2 lbs.	Includes 6 feet of clear cord, Satin Nickel finish
10460/1CS	(1) 60W Med.	5"	7"	81"	1 lb.	Includes 6 feet of clear cord, Satin Nickel finish
10460/1SF	(1) 60W Med.	5"	7"	81"	1 lb.	Includes 6 feet of clear cord, Satin Nickel finish
31339/1	(1) 100W Med.	5"	9"	83"	3 lbs.	Includes 6 feet of clear cord, Polished Chrome finish
31445/1RB	(1) 60W Med.	6"	7"	81"	3 lbs.	Includes 6 feet of clear cord, Satin Nickel finish
31445/1TB	(1) 60W Med.	6"	7"	81"	3 lbs.	Includes 6 feet of clear cord, Satin Nickel finish
31539/1CG	(1) 60W Med.	5"	8"	82"	3 lbs.	Includes 6 feet of clear cord, Satin Nickel finish

ITEM NO.	BULB	W	H	MAX. H	WEIGHT	ADDITIONAL DETAILS
10253/1BC	(1) 60W Med.	5"	9"	83"	2 lbs.	Includes 6 feet of clear cord, Satin Nickel finish
10254/1	(1) 60W Med.	5"	10"	84"	2 lbs.	Includes 6 feet of clear cord, Satin Nickel finish
10256/1	(1) 60W Med.	5"	7"	81"	1 lb.	Includes 6 feet of clear cord, Satin Nickel finish
10465/1BRF	(1) 60W Med.	5"	7"	81"	1 lb.	Includes 6 feet of clear cord, Satin Nickel finish
10465/1SVF	(1) 60W Med.	5"	7"	81"	1 lb.	Includes 6 feet of clear cord, Satin Nickel finish
31137/1	(1) 100W Med.	5"	11"	85"	2 lbs.	Includes 6 feet of clear cord, Satin Nickel finish
31138/1	(1) 100W Med.	7"	10"	84"	3 lbs.	Includes 6 feet of clear cord, Satin Nickel finish
31147/1	(1) 100W Med.	4"	8"	82"	3 lbs.	Includes 6 feet of clear cord, Satin Nickel finish



10510/1GRS
Grass



10510/1SND
Sand



EARTH



10510/1SKY
Sky



10330/1TB
Textured Beige



ANDOVER



Shown with light off



2583/1
Cardinal Red



2581/1
Royal Blue



VESTA



2582/1
Tobacco



2580/1
White



10466/1



SANDSTORM



10476/1



10143/1PB
Pebbled Blue



CIRA



542-1



GEMSTONES



PC6100-90-16M



CRESCENT



PS4603-10-15



TUBO



10222/1COC
Coconut



FAVELA



10223/1COC
Coconut



FAVELITA

ITEM NO.	BULB	W	H	MAX. H	WEIGHT	ADDITIONAL DETAILS
542-1	(1) 100W Med.	6"	8"	82"	3 lbs.	Includes 6 feet of clear cord, Satin Nickel finish
10143/1PB	(1) 100W Med.	6"	6"	80"	2 lbs.	Includes 6 feet of clear cord, Satin Nickel finish
10330/1TB	(1) 100W Med.	5"	9"	83"	2 lbs.	Includes 6 feet of clear cord, Satin Nickel finish
10466/1	(1) 60W Med.	5"	7"	81"	1 lb.	Includes 6 feet of clear cord, Satin Nickel finish
10476/1	(1) 60W Med.	5"	7"	81"	1 lb.	Includes 6 feet of clear cord, Satin Nickel finish
10510/1GRS	(1) 60W Med.	5"	11"	84"	2 lbs.	Includes 6 feet of clear cord, Satin Nickel finish
10510/1SKY	(1) 60W Med.	5"	11"	84"	2 lbs.	Includes 6 feet of clear cord, Satin Nickel finish
10510/1SND	(1) 60W Med.	5"	11"	84"	2 lbs.	Includes 6 feet of clear cord, Satin Nickel finish

ITEM NO.	BULB	W	H	MAX. H	WEIGHT	ADDITIONAL DETAILS
2580/1	(1) 75W Med.	5"	12"	86"	2 lbs.	Includes 6 feet of clear cord, Satin Nickel finish
2581/1	(1) 75W Med.	5"	12"	86"	2 lbs.	Includes 6 feet of clear cord, Satin Nickel finish
2582/1	(1) 75W Med.	5"	12"	86"	2 lbs.	Includes 6 feet of clear cord, Satin Nickel finish
2583/1	(1) 75W Med.	5"	12"	86"	2 lbs.	Includes 6 feet of clear cord, Satin Nickel finish
10222/1COC	(1) 75W Med.	5"	9"	83"	2 lbs.	Includes 6 feet of clear cord, Satin Nickel finish
10223/1COC	(1) 60W Cand.	3"	6"	80"	1 lb.	Includes 6 feet of clear cord, Satin Nickel finish
PC6100-90-16M	(1) 50W 12V Bi-Pin	6"	5"	72"	-	Satin Nickel finish
PS4603-10-15	(1) 100W Med.	5"	12"	70"	-	Chrome finish



31142/1



31348/1MN
Mint



VINES



31668/1
Rhubarb



31338/1VINW
Vine Wrap



TWISTER



528-1CPR
Copper



528-1GLD
Gold Leaf



528-1MLT
Multi



FUSION



528-1SLV
Silver



528-1WHT
White



527-1CR
Creme



527-1CY
Candy



PIERRA



527-1SY
Sandy



10077/1



GEOLOGIC



546-1RBY-CRC
Ruby



546-1SLV-CRC
Silver



CURVALO



546-1SLVM-CRC
Silver Multi



10144/1FS



FIRESTORM

ITEM NO.	BULB	W	H	MAX. H	WEIGHT	ADDITIONAL DETAILS
527-1CR	(1) 100W Med.	5"	8"	82"	2 lbs.	Includes 6 feet of clear cord, Satin Nickel finish
527-1CY	(1) 100W Med.	5"	8"	82"	2 lbs.	Includes 6 feet of clear cord, Satin Nickel finish
527-1SY	(1) 100W Med.	5"	8"	82"	2 lbs.	Includes 6 feet of clear cord, Satin Nickel finish
10077/1	(1) 100W Med.	6"	10"	84"	3 lbs.	Includes 6 feet of clear cord, Satin Nickel finish
31142/1	(1) 100W Med.	5"	9"	83"	2 lbs.	Includes 6 feet of clear cord, Satin Nickel finish
31338/1VINW	(1) 75W Med.	5"	10"	84"	2 lbs.	Includes 6 feet of clear cord, Polished Chrome finish
31348/1MN	(1) 100W Med.	5"	8"	82"	2 lbs.	Includes 6 feet of clear cord, Satin Nickel finish
31668/1	(1) 100W Med.	5"	8"	80"	2 lbs.	Includes 6 feet of clear cord, Satin Nickel finish

ITEM NO.	BULB	W	H	MAX. H	WEIGHT	ADDITIONAL DETAILS
528-1CPR	(1) 100W Med.	5"	9"	83"	2 lbs.	Includes 6 feet of clear cord, Satin Nickel finish
528-1GLD	(1) 100W Med.	5"	9"	83"	2 lbs.	Includes 6 feet of clear cord, Satin Nickel finish
528-1MLT	(1) 100W Med.	5"	9"	83"	2 lbs.	Includes 6 feet of clear cord, Satin Nickel finish
528-1SLV	(1) 100W Med.	5"	9"	83"	2 lbs.	Includes 6 feet of clear cord, Satin Nickel finish
528-1WHT	(1) 100W Med.	5"	9"	83"	2 lbs.	Includes 6 feet of clear cord, Satin Nickel finish
546-1RBY-CRC	(1) 100W Med.	6"	13"	87"	4 lbs.	Includes 6 feet of clear cord, Satin Nickel finish
546-1SLV-CRC	(1) 100W Med.	6"	13"	87"	4 lbs.	Includes 6 feet of clear cord, Satin Nickel finish
546-1SLVM-CRC	(1) 100W Med.	6"	13"	87"	4 lbs.	Includes 6 feet of clear cord, Satin Nickel finish
10144/1FS	(1) 100W Med.	7"	7"	81"	3 lbs.	Includes 6 feet of black cord, Oil Rubbed Bronze finish



20001/1BG
Brown



20001/1CG
Creamy Mint



20001/1RG
Red



20001/1SG
Smoke



GALAXY



10421/1TS
Frosted



MELONY



10076/1SBI
Storm Blue



IRIDESCENCE



31133/1ASH
Ashflow



FORMATIONS



31133/1PLN
Planetary



31610/1
Ruby



31620/1
Seafoam



TIDEWATERS



31630/1
Amber



545-1SAH
Sahara



DESERT WINDS

Shown with
light off



544-1MO
Molten Ocean



MOLTEN



10079/1RV
Rainbow



VORTEX



10089/1EVG
Evergreen



MINI VORTEX



10089/1RV
Rainbow



ITEM NO.	BULB	W	H	MAX. H	WEIGHT	ADDITIONAL DETAILS
545-1SAH	(1) 75W Med.	5"	17"	91"	4 lbs.	Includes 6 feet of clear cord, Satin Nickel finish
20001/1BG	(1) 75W Med.	5"	9"	83"	2 lbs.	Includes 6 feet of clear cord, Satin Nickel finish
20001/1CG	(1) 75W Med.	5"	9"	83"	2 lbs.	Includes 6 feet of clear cord, Satin Nickel finish
20001/1RG	(1) 75W Med.	5"	9"	83"	2 lbs.	Includes 6 feet of clear cord, Satin Nickel finish
20001/1SG	(1) 75W Med.	5"	9"	83"	2 lbs.	Includes 6 feet of clear cord, Satin Nickel finish
31610/1	(1) 100W Med.	5"	10"	83"	2 lbs.	Includes 6 feet of clear cord, Satin Nickel finish
31620/1	(1) 100W Med.	5"	10"	83"	2 lbs.	Includes 6 feet of clear cord, Satin Nickel finish
31630/1	(1) 100W Med.	5"	10"	83"	2 lbs.	Includes 6 feet of clear cord, Satin Nickel finish

ITEM NO.	BULB	W	H	MAX. H	WEIGHT	ADDITIONAL DETAILS
544-1MO	(1) 100W Med.	5"	11"	85"	3 lbs.	Includes 6 feet of clear cord, Satin Nickel finish
10076/1SBI	(1) 60W Cand.	5"	11"	85"	2 lbs.	Includes 6 feet of clear cord, Satin Nickel finish
10079/1RV	(1) 100W Med.	5"	12"	86"	4 lbs.	Includes 6 feet of clear cord, Satin Nickel finish
10089/1EVG	(1) 100W Med.	4"	7"	81"	2 lbs.	Includes 6 feet of clear cord, Satin Nickel finish
10089/1RV	(1) 100W Med.	4"	7"	81"	2 lbs.	Includes 6 feet of clear cord, Satin Nickel finish
10421/1TS	(1) 40W G9 (included)	4"	5"	79"	2 lbs.	Includes 6 feet of clear cord, Satin Nickel finish
31133/1ASH	(1) 100W Med.	5"	9"	83"	2 lbs.	Includes 6 feet of clear cord, Satin Nickel finish
31133/1PLN	(1) 100W Med.	5"	9"	83"	2 lbs.	Includes 6 feet of clear cord, Satin Nickel finish



416-1CN
Canary



416-1C
Cocoa



416-1M
Multi



416-1S
Sapphire



416-1WS
White Swirl



ARCO BALENO



110-1ES
Espresso



110-1FR
Fire Red



110-1MT
Mountain



110-1WH
Simple White



110-1SW
Snow White



MILAN



517-1S
Sapphire



517-1C
Cocoa



517-1SC
Scarlet



517-1M
Multi



517-1WS
White Swirl



MULINELLO



110-1BL
Starburst Blue



110-1YW
Yellow Blaze



522-1M
Multi



522-1WS
White Swirl



MILAN

CILINDRO

ITEM NO.	BULB	W	H	MAX. H	WEIGHT	ADDITIONAL DETAILS
416-1C	(1) 100W Med.	5"	8"	82"	2 lbs.	Includes 6 feet of clear cord, Satin Nickel finish
416-1CN	(1) 100W Med.	5"	8"	82"	2 lbs.	Includes 6 feet of clear cord, Satin Nickel finish
416-1M	(1) 100W Med.	5"	8"	82"	2 lbs.	Includes 6 feet of clear cord, Satin Nickel finish
416-1S	(1) 100W Med.	5"	8"	82"	2 lbs.	Includes 6 feet of clear cord, Satin Nickel finish
416-1WS	(1) 100W Med.	5"	8"	82"	2 lbs.	Includes 6 feet of clear cord, Satin Nickel finish
517-1C	(1) 100W Med.	6"	11"	85"	3 lbs.	Includes 6 feet of clear cord, Satin Nickel finish
517-1M	(1) 100W Med.	6"	11"	85"	3 lbs.	Includes 6 feet of clear cord, Satin Nickel finish
517-1S	(1) 100W Med.	6"	11"	85"	3 lbs.	Includes 6 feet of clear cord, Satin Nickel finish
517-1SC	(1) 100W Med.	6"	11"	85"	3 lbs.	Includes 6 feet of clear cord, Satin Nickel finish
517-1WS	(1) 100W Med.	6"	11"	85"	3 lbs.	Includes 6 feet of clear cord, Satin Nickel finish

ITEM NO.	BULB	W	H	MAX. H	WEIGHT	ADDITIONAL DETAILS
110-1BL	(1) 60W Cand.	3"	7"	81"	2 lbs.	Includes 6 feet of clear cord, Satin Nickel finish
110-1ES	(1) 60W Cand.	3"	7"	81"	2 lbs.	Includes 6 feet of clear cord, Satin Nickel finish
110-1FR	(1) 60W Cand.	3"	7"	81"	2 lbs.	Includes 6 feet of clear cord, Satin Nickel finish
110-1MT	(1) 60W Cand.	3"	7"	81"	2 lbs.	Includes 6 feet of clear cord, Satin Nickel finish
110-1SW	(1) 60W Cand.	3"	7"	81"	2 lbs.	Includes 6 feet of clear cord, Satin Nickel finish
110-1WH	(1) 60W Cand.	3"	7"	81"	2 lbs.	Includes 6 feet of clear cord, Satin Nickel finish
110-1YW	(1) 60W Cand.	3"	7"	81"	2 lbs.	Includes 6 feet of clear cord, Satin Nickel finish
522-1M	(1) 100W Med.	4"	12"	86"	3 lbs.	Includes 6 feet of clear cord, Satin Nickel finish
522-1WS	(1) 100W Med.	4"	12"	86"	3 lbs.	Includes 6 feet of clear cord, Satin Nickel finish



406-1FR
Fire Red



406-1ES
Espresso



406-1MT
Mountain



406-1WH
Simple White



502-1ES
Espresso



502-1FR
Fire Red



502-1SW
Snow White



502-1BL
Starburst Blue



502-1YW
Yellow Blaze



VERONA



406-1SW
Snow White



406-1BL
Starburst Blue



406-1YW
Yellow Blaze



CLASSICO



101-1MT
Mountain



MELA



501-1ES
Espresso



501-1FR
Fire Red



LUNGO



501-1SW
Snow White



ITEM NO.	BULB	W	H	MAX. H	WEIGHT	ADDITIONAL DETAILS
406-1BL	(1) 100W Med.	5"	7"	81"	3 lbs.	Includes 6 feet of black cord, Oil Rubbed Bronze finish
406-1ES	(1) 100W Med.	5"	7"	81"	3 lbs.	Includes 6 feet of black cord, Oil Rubbed Bronze finish
406-1FR	(1) 100W Med.	5"	7"	81"	3 lbs.	Includes 6 feet of black cord, Oil Rubbed Bronze finish
406-1MT	(1) 100W Med.	5"	7"	81"	3 lbs.	Includes 6 feet of black cord, Oil Rubbed Bronze finish
406-1SW	(1) 100W Med.	5"	7"	81"	3 lbs.	Includes 6 feet of black cord, Oil Rubbed Bronze finish
406-1WH	(1) 100W Med.	5"	7"	81"	3 lbs.	Includes 6 feet of black cord, Oil Rubbed Bronze finish
406-1YW	(1) 100W Med.	5"	7"	81"	3 lbs.	Includes 6 feet of black cord, Oil Rubbed Bronze finish

ITEM NO.	BULB	W	H	MAX. H	WEIGHT	ADDITIONAL DETAILS
101-1MT	(1) 60W Med.	6"	6"	80"	1 lb.	Includes 6 feet of clear cord, Satin Nickel finish
501-1ES	(1) 60W Cand.	3"	13"	87"	2 lbs.	Includes 6 feet of clear cord, Satin Nickel finish
501-1FR	(1) 60W Cand.	3"	13"	87"	2 lbs.	Includes 6 feet of clear cord, Satin Nickel finish
501-1SW	(1) 60W Cand.	3"	13"	87"	2 lbs.	Includes 6 feet of clear cord, Satin Nickel finish
502-1BL	(1) 100W Med.	5"	12"	86"	3 lbs.	Includes 6 feet of clear cord, Satin Nickel finish
502-1ES	(1) 100W Med.	5"	12"	86"	3 lbs.	Includes 6 feet of clear cord, Satin Nickel finish
502-1FR	(1) 100W Med.	5"	12"	86"	3 lbs.	Includes 6 feet of clear cord, Satin Nickel finish
502-1SW	(1) 100W Med.	5"	12"	86"	3 lbs.	Includes 6 feet of clear cord, Satin Nickel finish
502-1YW	(1) 100W Med.	5"	12"	86"	3 lbs.	Includes 6 feet of clear cord, Satin Nickel finish

PENDANT OPTIONS

3 LIGHT TRIANGULAR

When ordering triangular pan only, use item number below. When ordering with pendants, use item number of single pendant + /3 (for 3 light pan) + color code of glass (if applicable). See item numbers of 3 light pendants on this page as examples.



3T-SN



3T-OB



3T-CHR



ITEM NO.	W	WEIGHT	ADDITIONAL DETAILS
3T-CHR	10"	1 lb.	Polished Chrome finish
3T-OB	10"	1 lb.	Oiled Bronze finish
3T-SN	10"	1 lb.	Satin Nickel finish



416-3M



10331/3HAMB



20064/3



3 LIGHT LINEAR

When ordering linear bar only, use item number below. When ordering with pendants, use item number of single pendant + /3L (for 3 light linear bar) + color code of glass (if applicable). See item numbers of 3 light linear pendants on this page as examples.



3L-SN



3L-OB



3L-CHR



ITEM NO.	W	WEIGHT	ADDITIONAL DETAILS
3L-CHR	36"	2 lbs.	Polished Chrome finish
3L-OB	36"	2 lbs.	Oiled Bronze finish
3L-SN	36"	2 lbs.	Satin Nickel finish



528-3L-SLV



46008/3L



31078/3L



6 LIGHT RECTANGULAR

When ordering pan only, use item number below. When ordering with pendants, use item number of single pendant + /6rc (for 6 light rectangular pan) + color code of glass (if applicable). See item numbers of 6 light pendants on this page as examples.

6RC-SN



6RC-OB



6RC-CHR



ITEM NO.	W	WEIGHT	ADDITIONAL DETAILS
6RC-CHR	30"x9"	2 lbs.	Polished Chrome finish
6RC-OB	30"x9"	2 lbs.	Oiled Bronze finish
6RC-SN	30"x9"	2 lbs.	Satin Nickel finish



10077/6RC



60047-6RC



60053-6RC



6 LIGHT H BAR

When ordering H bar only, use item number below. When ordering with pendants, use item number of single pendant + /6 (for 6 light H bar) + color code of glass (if applicable). See item numbers of 6 light pendants on this page as examples.

Note: This item does not come in Polished Chrome, but Satin Nickel can be used to coordinate with Chrome hardware pendants.

6H-SN



6H-OB



ITEM NO.	W	WEIGHT	ADDITIONAL DETAILS
6H-OB	33"x17"	3 lbs.	Oiled Bronze finish
6H-SN	33"x17"	3 lbs.	Satin Nickel finish

31142/6



14191/6



ROD KIT

When ordering, use rod kit item number only found below. Order single pendant separately.

ROD KIT-SN



ROD KIT-OB



ROD KIT-CHR



ITEM NO.	W	WEIGHT	ADDITIONAL DETAILS
ROD KIT-CHR	-	1 lb.	Polished Chrome finish, (1) 6" & (2) 12" extension rods, hang straight, & canopy
ROD KIT-OB	-	1 lb.	Oil Rubbed Bronze finish, (1) 6" & (2) 12" extension rods, hang straight, & canopy
ROD KIT-SN	-	1 lb.	Satin Nickel finish, (1) 6" & (2) 12" extension rods, hang straight, & canopy

3 LIGHT LINEAR

When ordering linear bar only, use item number below. When ordering with pendants, use item number of single pendant + /3LP (for 3 light linear bar) + color code of glass (if applicable). See item numbers of 3 light linear pendants on this page as examples.



3LP-SN



3LP-OB



3LP-CHR



ITEM NO.	W	H	EXT.	WEIGHT	ADDITIONAL DETAILS
3LP-CHR	36"	1"	6"	5 lbs.	Polished Chrome finish
3LP-OB	36"	1"	6"	5 lbs.	Oiled Bronze finish
3LP-SN	36"	1"	6"	5 lbs.	Satin Nickel finish



10242/3LP



10248/3LP



46019/3LP




4 LIGHT LINEAR


When ordering linear bar only, use item number below. When ordering with pendants, use item number of single pendant + /4LP (for 4 light linear bar) + color code of glass (if applicable). See item numbers of 4 light linear pendants on this page as examples.



4LP-SN



4LP-OB



4LP-CHR



ITEM NO.	W	H	EXT.	WEIGHT	ADDITIONAL DETAILS
4LP-CHR	46"	1"	6"	6 lbs.	Polished Chrome finish
4LP-OB	46"	1"	6"	6 lbs.	Oiled Bronze finish
4LP-SN	46"	1"	6"	6 lbs.	Satin Nickel finish



10443/4LP



10474/4LP



31486/4LP



6 LIGHT ROUND

When ordering pan only, use item number below. When ordering with pendants, use item number of single pendant + /6r (for 6 light round pan) + color code of glass (if applicable). See item numbers of 6 light pendants on this page as examples.



6R-SN



6R-OB



6R-CHR



ITEM NO.	W	WEIGHT	ADDITIONAL DETAILS
6R-CHR	14"	3 lbs.	Polished Chrome finish
6R-OB	14"	3 lbs.	Oiled Bronze finish
6R-SN	14"	3 lbs.	Satin Nickel finish



544-6R-MO



60044-6R



31338/6R-VINW



8 LIGHT ROUND

When ordering pan only, use item number below. When ordering with pendants, use item number of single pendant + /8r (for 8 light round pan) + color code of glass (if applicable). See item numbers of 8 light pendants on this page as examples.



8R-SN



8R-OB



8R-CHR



ITEM NO.	W	WEIGHT	ADDITIONAL DETAILS
8R-CHR	18"	4 lbs.	Polished Chrome finish
8R-OB	18"	4 lbs.	Oiled Bronze finish
8R-SN	18"	4 lbs.	Satin Nickel finish



110-8R-BL



46000/8R



1477/8R-CAR



3 LIGHT ROUND

When ordering pan only, use item number below. When ordering with pendants, use item number of single pendant + /3SR (for 3 light round pan) + color code of glass (if applicable). See item numbers of 3 light pendants on this page as examples.



3SR-SN



3SR-OB



3SR-CHR



ITEM NO.	W	H	WEIGHT	ADDITIONAL DETAILS
3SR-CHR	6"	1"	1 lb.	Polished Chrome finish
3SR-OB	6"	1"	1 lb.	Oiled Bronze finish
3SR-SN	6"	1"	1 lb.	Satin Nickel finish



17042/3SR



46024/3SR



31080/3SR-CLR



7 LIGHT ROUND

When ordering pan only, use item number below. When ordering with pendants, use item number of single pendant + /7SR (for 7 light round pan) + color code of glass (if applicable). See item numbers of 7 light pendants on this page as examples.



7SR-SN



7SR-OB



7SR-CHR



ITEM NO.	W	H	WEIGHT	ADDITIONAL DETAILS
7SR-CHR	6"	1"	1 lb.	Polished Chrome finish
7SR-OB	6"	1"	1 lb.	Oiled Bronze finish
7SR-SN	6"	1"	1 lb.	Satin Nickel finish



542-7SR



60066-7SR



10422/7SR



12 LIGHT ROUND

When ordering pan only, use item number below. When ordering with pendants, use item number of single pendant + /12SR (for 12 light round pan) + color code of glass (if applicable). See item numbers of 12 light pendants on this page as examples.



12SR-SN



12SR-OB



12SR-CHR



ITEM NO.	W	H	WEIGHT	ADDITIONAL DETAILS
12SR-CHR	6"	1"	1 lb.	Polished Chrome finish
12SR-OB	6"	1"	1 lb.	Oiled Bronze finish
12SR-SN	6"	1"	1 lb.	Satin Nickel finish



2581-12SR



60044-12SR



31380/12SR



RECESSED LIGHTING CONVERSION KIT

Adapter screws into a medium base recessed socket, making it ready to install a light fixture (up to 5 lbs.)

- No assembly required
- No need for an electrician
- No costly & messy construction
- No painting or finish work
- No Hassle



LA100



ITEM NO.	W	WEIGHT	ADDITIONAL DETAILS
LA100	8"	1 lb.	White finish

Before



After





14510/1



31554/1



Bulb #1092 optional



32332/1



31575/1



14265/1



14245/1



46180/1



46182/1



81123/1



14332/1



Bulb #1092 optional



81184/1



14121/1



16310/1



1474/1



1474/1CAR



1474/1JAS



14248/1



14191/1



14241/1



14266/1



11835/1



81153/1



72121-1



72221-1



ITEM NO.	BULB	W	H	MAX. H	WEIGHT	ADDITIONAL DETAILS
14121/1	(1) 100W Med.	7"	8"	52"	4 lbs.	(1) 6" & (3) 12" extension rods w/hang straight included
14191/1	(1) 60W Med.	7"	11"	83"	2 lbs.	Bulb #1092 optional
14241/1	(1) 60W Med.	10"	12"	50"	3 lbs.	Bulb #1092 optional
14248/1	(1) 60W Med.	8"	15"	89"	5 lbs.	Oil Rubbed Bronze finish, Bulb #1092 optional
14266/1	(1) 60W Med.	8"	11"	84"	2 lbs.	Polished Gold finish, Bulb #1092 optional
14332/1	(1) 60W Med.	10"	12"	-	9 lbs.	Bulb #1102 optional
14510/1	(1) 60W Med.	10"	13"	51"	2 lbs.	Oil Rubbed Bronze/Satin Brass finish, Bulb #1092 optional
31554/1	(1) 60W Med.	7"	16"	61"	3 lbs.	(1) 6", (1) 12" & (1) 24" extension rods w/hang straight included
31575/1	(1) 60W Med.	9"	18"	56"	3 lbs.	Oil Rubbed Bronze finish, Bulb #1092 optional
32332/1*	(1) 100W Med.	9"	11"	56"	5 lbs.	Satin Brass finish, Bulb #1092 optional
81123/1**	(1) 100W Med.	8"	8"	46"	4 lbs.	Oil Rubbed Bronze finish
81184/1**	(1) 100W Med.	6"	9"	46"	2 lbs.	Oil Rubbed Bronze finish, Bulb #1092 optional

* (1) 6" & (3) 12" extension rods w/hang straight included

** (3) 12" extension rods w/hang straight included

ITEM NO.	BULB	W	H	MAX. H	WEIGHT	ADDITIONAL DETAILS
1474/1*	(1) 40W G9 (included)	7"	9"	83"	2 lbs.	Polished Chrome finish, etched glass
1474/1CAR*	(1) 40W G9 (included)	7"	9"	83"	2 lbs.	Polished Chrome finish, Caribbean glass
1474/1JAS*	(1) 40W G9 (included)	7"	9"	83"	2 lbs.	Polished Chrome finish, Jasper glass
11835/1**	(1) 100W Med.	8"	7"	51"	4 lbs.	Weathered Zinc finish
14245/1	(1) 60W Med.	9"	9"	83"	3 lbs.	Oil Rubbed Bronze finish, Bulb #1092 optional
14265/1	(1) 60W Med.	9"	9"	83"	3 lbs.	Polished Gold finish, Bulb #1092 optional
16310/1	(1) 60W Med.	5"	14"	89"	2 lbs.	Weathered Zinc/Antique Brass, Bulb #1099 optional
46180/1***	(1) 60W Med.	5"	8"	46"	2 lbs.	Antique Gold Leaf finish, clear glass, Bulb #1092 optional
46182/1***	(1) 60W Med.	5"	8"	46"	2 lbs.	Oil Rubbed Bronze finish, teak glass, Bulb #1092 optional
72121-1	(1) 60W Med.	7"	11"	81"	4 lbs.	Oil Rubbed Bronze finish
72221-1	(1) 60W Med.	7"	11"	81"	4 lbs.	Oil Rubbed Bronze finish
81153/1	(1) 100W Med.	10"	9"	82"	3 lbs.	Polished Chrome finish

* (1) 6" and (2) 12" extension rods with hang straight included

** (1) 6" & (3) 12" extension rods w/hang straight included

*** (1) 6", (1) 12" & (1) 18" extension rods w/hang straight included



ITEM NO.	BULB	W	H	MAX. H	WEIGHT	ADDITIONAL DETAILS
16061/1*	(1) 60W Med.	10"	9"	58"	5 lbs.	Satin Nickel finish, Bulb #1092 optional
31236/1	(1) 60W Med.	6"	11"	50"	3 lbs.	(1) 6", (1) 12" & (1) 18" extension rods w/hang straight included
31340/1BW	(1) 50W GU10 (included)	4"	10"	86"	1 lb.	Burl Wood finish
31340/1MB	(1) 50W GU10 (included)	4"	10"	89"	1 lb.	Marble finish
31340/1SN	(1) 50W GU10 (included)	4"	10"	86"	1 lb.	Satin Nickel finish
31340/1WZ	(1) 50W GU10 (included)	4"	10"	89"	1 lb.	Weathered Zinc finish
31341/1BW	(1) 100W Med.	6"	14"	93"	2 lbs.	Burl Wood finish
31341/1MB	(1) 100W Med.	6"	14"	93"	2 lbs.	Marble finish
31341/1OB	(1) 100W Med.	6"	14"	93"	2 lbs.	Oiled Bronze finish
31341/1SN	(1) 100W Med.	6"	14"	93"	2 lbs.	Satin Nickel finish
31341/1WZ	(1) 100W Med.	6"	14"	93"	2 lbs.	Weathered Zinc finish
72021-1	(1) 60W Med.	7"	11"	86"	4 lbs.	Includes 6 Feet of Cord



ITEM NO.	BULB	W	H	MAX. H	WEIGHT	ADDITIONAL DETAILS
16060/1*	(1) 60W Med.	10"	10"	59"	5 lbs.	Satin Nickel finish, Bulb #1092 optional
16062/1*	(1) 60W Med.	10"	9"	58"	4 lbs.	Satin Nickel finish, Bulb #1092 optional
16070/1*	(1) 60W Med.	10"	10"	59"	5 lbs.	Oil Rubbed Bronze/Satin Brass finish
16071/1*	(1) 60W Med.	10"	9"	58"	5 lbs.	Oil Rubbed Bronze/Satin Brass finish
16072/1*	(1) 60W Med.	10"	9"	58"	4 lbs.	Oil Rubbed Bronze/Satin Brass finish
16080/1*	(1) 60W Med.	10"	10"	59"	5 lbs.	Oil Rubbed Bronze finish, Bulb #1092 optional
16081/1*	(1) 60W Med.	10"	9"	58"	5 lbs.	Oil Rubbed Bronze finish, Bulb #1092 optional
16082/1*	(1) 60W Med.	10"	9"	58"	4 lbs.	Oil Rubbed Bronze finish, Bulb #1092 optional
57030/1**	(1) 60W Med.	9"	13"	51"	4 lbs.	Polished Nickel finish
57040/1**	(1) 60W Med.	9"	13"	51"	4 lbs.	Gloss White Shade, Polished Nickel finish
57050/1**	(1) 60W Med.	9"	13"	51"	4 lbs.	Brushed Nickel finish
57060/1**	(1) 60W Med.	9"	13"	51"	4 lbs.	Oil Rubbed Bronze finish

* (1) 6" & (3) 12" extension rods w/hang straight included

* (1) 6" & (3) 12" extension rods w/hang straight included

** (1) 6", (1) 12" & (1) 18" extension rods w/hang straight included



57080/1



57070/1



66514-1



66524-1



66159-1



66589-1



66599-1



66112-1



67722-1



67732-1



67742-1



67712-1



66122-1



66632-1



66132-1



66142-1



66534-1



66119-1



66139-1



66149-1



66422-1



66432-1



66442-1



66412-1



ITEM NO.	BULB	W	H	MAX. H	WEIGHT	ADDITIONAL DETAILS
57070/1*	(1) 60W Med.	9"	13"	51"	4 lbs.	Satin Brass finish
57080/1*	(1) 60W Med.	9"	13"	51"	4 lbs.	Weathered Zinc Shade, Polished Nickel finish
66119-1**	(1) 100W Med.	8"	14"	88"	5 lbs.	Satin Nickel
66139-1**	(1) 100W Med.	8"	14"	88"	5 lbs.	Oiled Bronze
66149-1**	(1) 100W Med.	8"	14"	88"	5 lbs.	Antique Copper
66514-1**	(1) 100W Med.	8"	14"	46"	5 lbs.	Polished Nickel finish, Gloss White shade
66524-1**	(1) 100W Med.	8"	14"	46"	5 lbs.	Satin Nickel finish, Gloss White shade
66534-1**	(1) 100W Med.	6"	17"	48"	5 lbs.	Weathered Zinc finish, Bulb #1092 optional
67712-1**	(1) 100W Med.	8"	14"	46"	5 lbs.	Bulb #1092 optional, Antique Copper finish
67722-1**	(1) 100W Med.	8"	14"	46"	5 lbs.	Bulb #1092 optional, Oiled Bronze finish
67732-1**	(1) 100W Med.	8"	14"	46"	5 lbs.	Bulb #1092 optional, Polished Nickel finish
67742-1**	(1) 100W Med.	8"	14"	46"	5 lbs.	Bulb #1092 optional, Satin Nickel finish

* (1) 6", (1) 12" & (1) 18" extension rods w/hang straight included

** 1-6" and 2-12" extension rods with hang straight included

ITEM NO.	BULB	W	H	MAX. H	WEIGHT	ADDITIONAL DETAILS
66112-1*	(1) 100W Med.	6"	17"	90"	6 lbs.	Polished Nickel with White Glass
66122-1*	(1) 100W Med.	6"	17"	90"	6 lbs.	Satin Nickel with White Glass
66132-1*	(1) 100W Med.	6"	17"	90"	6 lbs.	Oiled Bronze with Amber Glass
66142-1*	(1) 100W Med.	6"	17"	90"	6 lbs.	Antique Copper with White Glass
66159-1*	(1) 100W Med.	8"	14"	88"	5 lbs.	Polished Nickel
66412-1*	(1) 100W Med.	6"	17"	90"	6 lbs.	Polished Nickel with Cappa Shells
66422-1*	(1) 100W Med.	6"	17"	90"	6 lbs.	Satin Nickel with Cappa Shells
66432-1*	(1) 100W Med.	6"	17"	90"	6 lbs.	Oiled Bronze with Cappa Shells
66442-1*	(1) 100W Med.	6"	17"	90"	6 lbs.	Antique Copper with Cappa Shells
66589-1*	(1) 100W Med.	8"	14"	47"	5 lbs.	Weathered Zinc finish
66599-1*	(1) 100W Med.	8"	14"	47"	5 lbs.	Satin Brass finish
66632-1*	(1) 100W Med.	6"	17"	90"	6 lbs.	Oiled Bronze finish with White Glass

* 1-6" and 2-12" extension rods with hang straight included



ITEM NO.	BULB	W	H	MAX. H	WEIGHT	ADDITIONAL DETAILS
65283/1*	(1) 60W Med.	9"	14"	47"	6 lbs.	Weathered Zinc/Polished Nickel finish
66151-1*	(1) 100W Med.	5"	11"	88"	4 lbs.	Polished Chrome with White Glass
66161-1*	(1) 100W Med.	5"	11"	88"	4 lbs.	Satin Nickel with White Glass
66171-1*	(1) 100W Med.	5"	11"	88"	4 lbs.	Oiled Bronze with Amber Glass
66181-1*	(1) 100W Med.	5"	11"	88"	4 lbs.	Antique Copper with White Glass
66671-1*	(1) 100W Med.	5"	11"	43"	4 lbs.	Oiled Bronze finish with White Glass
66681-1*	(1) 100W Med.	5"	11"	43"	4 lbs.	Weathered Zinc finish with White Glass
66691-1*	(1) 100W Med.	5"	11"	43"	4 lbs.	Satin Brass finish with White Glass
66751-1*	(1) 100W Med.	7"	16"	90"	6 lbs.	Bulb #1092 optional
66761-1*	(1) 100W Med.	7"	16"	90"	6 lbs.	Bulb #1092 optional
66771-1*	(1) 100W Med.	7"	16"	90"	6 lbs.	Bulb #1092 optional
66781-1*	(1) 100W Med.	7"	16"	90"	6 lbs.	Bulb #1092 optional


* 1-6" and 2-12" extension rods with hang straight included

ITEM NO.	BULB	W	H	MAX. H	WEIGHT	ADDITIONAL DETAILS
14318/1*	(1) 60W Med.	6"	13"	45"	16 lbs.	Silverdust Iron finish, Bulb #1092 optional
31637/1**	(1) 60W Med.	8"	11"	56"	4 lbs.	Malted Rust finish, Bulb #1092 optional
31791/1	(1) 60W Med.	7"	15"	62"	4 lbs.	Bulb #1102 optional
31792/1	(1) 60W Med.	9"	16"	63"	5 lbs.	Bulb #1102 optional
60005-1*	(1) 100W Med.	6"	10"	42"	4 lbs.	Polished Chrome finish
60015-1*	(1) 100W Med.	6"	10"	42"	4 lbs.	Aged Bronze finish
65261/1*	(1) 60W Med.	8"	14"	47"	7 lbs.	Matte Black finish, Bulb #1092 optional
66850/1***	(1) 100W Med.	8"	12"	52"	4 lbs.	Brushed Nickel finish
66851/1	(1) 100W Med.	8"	12"	39-71"	5 lbs.	Brushed Nickel finish
66860/1***	(1) 100W Med.	8"	12"	52"	4 lbs.	Oil Rubbed Bronze finish
66880/1***	(1) 100W Med.	8"	12"	52"	4 lbs.	Weathered Zinc shade, Polished Nickel finish
66881/1	(1) 100W Med.	8"	12"	39-71"	5 lbs.	Weathered Zinc shade, Polished Nickel finish

* 1-6" and 2-12" extension rods with hang straight included

** (1) 6" & (3) 12" extension rods w/hang straight included

*** (1) 6", (1) 12" & (1) 18" extension rods w/hang straight included



ITEM NO.	BULB	W	H	MAX. H	WEIGHT	ADDITIONAL DETAILS
10688/1	(1) 60W Med.	2"	12"	51"	3 lbs.	Weathered Zinc finish, Bulb #1102 optional
14285/1*	(1) 60W Med.	2"	9"	41"	3 lbs.	Bulb #1092 optional
65060-1	(1) 100W Med.	8"	39-71"	71"	6 lbs.	Bellwether Copper
65070-1	(1) 100W Med.	8"	39-71"	71"	6 lbs.	Oiled Bronze
65080-1	(1) 100W Med.	8"	39-71"	71"	6 lbs.	Aged Pewter
65216/1	(1) 60W Med.	6"	8"	89"	2 lbs.	Oil Rubbed Bronze/Satin Brass finish
66315/1	(1) 60W Med.	4"	11"	85"	2 lbs.	Includes 6 feet of brown cord, Polished Chrome finish
66317/1	(1) 60W Med.	4"	11"	86"	2 lbs.	Includes 6 feet of brown cord, Polished Chrome finish
66325/1	(1) 60W Med.	4"	11"	85"	2 lbs.	Includes 6 feet of brown cord, Oil Rubbed Bronze finish
66326/1	(1) 60W Med.	4"	11"	85"	2 lbs.	Includes 6 feet of brown cord, Oil Rubbed Bronze finish
72163/1**	(1) 60W Med.	9"	14"	58"	6 lbs.	Oil Rubbed Bronze finish, Bulb #1092 optional
72173/1**	(1) 60W Med.	9"	14"	58"	6 lbs.	Oil Rubbed Bronze finish, Bulb #1092 optional

ITEM NO.	BULB	W	H	MAX. H	WEIGHT	ADDITIONAL DETAILS
010-AC	(1) 60W Med. Torpedo	7"	9"	83"	2 lbs.	Antique Copper, Includes 6 feet of Cord
65049-1	(1) 60W Med.	12"	13"	-	5 lbs.	Bellwether Copper
65090-1	(1) 100W Med.	7"	39-70"	70"	5 lbs.	Oiled Bronze with White Glass
65160-1	(1) 100W Med.	8"	39-71"	71"	6 lbs.	Weathered Zinc finish
65270-1	(1) 100W Med.	8"	39-71"	71"	6 lbs.	Tarnished Brass
66817-1	(1) 60W Med.	9"	10"	83"	3 lbs.	(1) 6" & (3) 12" extension rods w/hang straight included
66827-1	(1) 60W Med.	9"	10"	83"	3 lbs.	(1) 6" & (3) 12" extension rods w/hang straight included
66828-1	(1) 100W Med.	7"	10"	83"	3 lbs.	(1) 6" & (3) 12" extension rods w/hang straight included
66833-1	(1) 60W Med.	9"	43-74"	-	6 lbs.	Bulb #1092 optional
66843-1	(1) 60W Med.	9"	43-74"	-	6 lbs.	Bulb #1092 optional
69042-1*	(1) 75W Med.	8"	8"	40"	3 lbs.	Satin Nickel
69052-1*	(1) 75W Med.	8"	8"	40"	3 lbs.	Oiled Bronze



ITEM NO.	BULB	W	H	MAX. H	WEIGHT	ADDITIONAL DETAILS
14461/1*	(1) 60W Med.	6"	8"	52"	5 lbs.	Oil Rubbed Bronze/Tarnished Brass finish, Bulb #1092 optional
14520/1	(1) 60W Med.	9"	11"	49"	7 lbs.	Gloss Black finish, Bulb #1092 optional
14522/1	(1) 60W Med.	9"	19"	57"	7 lbs.	Gloss Black finish, Bulb #1092 optional
15033/1**	(1) 60W Med.	6"	19"	92"	3 lbs.	Aged Bronze finish
32122/1	(1) 60W Med.	7"	14"	52"	6 lbs.	Malted Rust finish, Bulb #1092 optional
69029-1**	(1) 75W Med.	8"	12"	44"	3 lbs.	Satin Nickel
69039-1**	(1) 75W Med.	8"	12"	44"	3 lbs.	Oiled Bronze
69139-1**	(1) 60W Med.	8"	12"	46"	4 lbs.	Oiled Bronze finish, Bulb #1092 optional
69152-1**	(1) 60W Med.	8"	8"	42"	3 lbs.	Oiled Bronze finish, Bulb #1092 optional
70275/1***	(1) 100W Med.	7"	6"	45"	3 lbs.	Iron Rust finish
72145/1	(1) 60W Med.	8"	20"	59"	6 lbs.	Oil Rubbed Bronze finish
72195/1*	(1) 60W Med.	7"	11"	55"	5 lbs.	Oil Rubbed Bronze finish, Bulb #1092 optional

ITEM NO.	BULB	W	H	MAX. H	WEIGHT	ADDITIONAL DETAILS
14004/1+1*	(1) 60W Cand. (1) 50W GU10	10"	23"	96"	4 lbs.	Moonlit Rust finish
66127/1	(1) 60W Med.	10"	21"	82"	6 lbs.	Oil Rubbed Bronze finish, Bulb #1103 optional
66167/1	(1) 60W Med.	10"	21"	82"	6 lbs.	Weathered Zinc finish, Bulb #1103 optional
66194-1*	(1) 60W Med.	8"	8"	81"	3 lbs.	Oiled Bronze finish
67110/1	(1) 60W Med.	7"	18"	79"	5 lbs.	Polished Nickel finish, Bulb #1092 optional
67117/1	(1) 60W Med.	10"	21"	82"	6 lbs.	Polished Nickel finish, Bulb #1103 optional
67120/1	(1) 60W Med.	7"	18"	79"	5 lbs.	Oil Rubbed Bronze finish, Bulb #1092 optional
67124/1	(1) 60W Med.	9"	12"	73"	4 lbs.	Bulb #1099 optional, Oil Rubbed Bronze finish
67125/1	(1) 60W Med.	7"	11"	72"	4 lbs.	Bulb #1099 optional, Oil Rubbed Bronze finish
67130/1	(1) 60W Med.	7"	18"	79"	5 lbs.	Classic Brass finish, Bulb #1092 optional
67145/1	(1) 60W Med.	7"	11"	72"	4 lbs.	Bulb #1099 optional, Satin Nickel finish
67155/1	(1) 60W Med.	7"	11"	72"	4 lbs.	Bulb #1099 optional, Polished Gold finish

* (1) 6" & (3) 12" extension rods w/hang straight included

** 1-6" and 2-12" extension rods with hang straight included

*** (2) 6" & (2) 12" extension rods w/hang straight included

* 1-6" and 2-12" extension rods with hang straight included



67154/1



67144/1



10651/1



10631/1



66364/1



66374/1



55031/1



55041/1



10641/1



63053-1



19000/1



31644/1



55021/1



14311/1



31094/1



32094/1



81225/1



81226/1



66354/1



66344/1



11285/1



14216/1



15224/1



15214/1



ITEM NO.	BULB	W	H	MAX. H	WEIGHT	ADDITIONAL DETAILS
10631/1	(1) 60W Med.	7"	10"	57"	3 lbs.	Oil Rubbed Bronze finish
10641/1	(1) 60W Med.	6"	11"	58"	3 lbs.	Oil Rubbed Bronze finish
10651/1	(1) 60W Med.	8"	15"	62"	5 lbs.	Oil Rubbed Bronze finish
19000/1	(1) 60W Med.	9"	16"	-	13 lbs.	Aged Bronze finish
31644/1	(1) 60W Med.	10"	20"	92"	2 lbs.	Bulb #1092 optional, Russet Beige finish
63053-1	(1) 60W Med.	4"	26"	68"	3 lbs.	Bulb #1092 optional
66344/1*	(1) 60W Med.	8"	11"	43"	4 lbs.	Polished Chrome finish, Bulb #1092 optional
66354/1*	(1) 60W Med.	8"	11"	43"	4 lbs.	Satin Nickel finish, Bulb #1092 optional
67144/1	(1) 60W Med.	9"	12"	73"	4 lbs.	Bulb #1099 optional, Satin Nickel finish
67154/1	(1) 60W Med.	9"	12"	73"	4 lbs.	Bulb #1099 optional, Polished Gold finish
81225/1**	(1) 60W Med.	7"	12"	50"	3 lbs.	Oil Rubbed Bronze finish, Bulb #1092 optional
81226/1**	(1) 60W Med.	7"	11"	49"	3 lbs.	Oil Rubbed Bronze finish, Bulb #1092 optional

* (1) 6" & (2) 12" extension rods w/hang straight included

** (3) 12" extension rods w/hang straight included

ITEM NO.	BULB	W	H	MAX. H	WEIGHT	ADDITIONAL DETAILS
11285/1	(1) 60W Cand.	6"	9"	83"	4 lbs.	(1) 6" & (2) 12" extension rods with hang straight included
14216/1	(1) 60W Cand.	8"	12"	50"	6 lbs.	Oil Rubbed Bronze finish
14311/1	(1) 60W Med.	7"	11"	85"	5 lbs.	Matte Black finish with Gold accents
15214/1	(1) 60W Cand.	8"	9"	48"	5 lbs.	Polished Chrome finish
15224/1	(1) 60W Cand.	8"	9"	48"	5 lbs.	Oil Rubbed Bronze finish
31094/1	(1) 100W Med.	8"	9"	57"	5 lbs.	Weathered Bronze finish
32094/1	(1) 100W Med.	8"	9"	57"	5 lbs.	Matte Gold finish
55021/1	(1) 100W Med.	11"	7"	81"	2 lbs.	Brushed Nickel finish, Bulb #1092 optional
55031/1	(1) 100W Med.	11"	7"	81"	2 lbs.	Antique Copper finish, Bulb #1092 optional
55041/1	(1) 100W Med.	11"	7"	81"	2 lbs.	Oil Rubbed Bronze finish, Bulb #1092 optional
66364/1*	(1) 60W Med.	8"	11"	43"	4 lbs.	Oil Rubbed Bronze finish, Bulb #1092 optional
66374/1*	(1) 60W Med.	8"	11"	43"	4 lbs.	Antique Brass finish, Bulb #1092 optional

* (1) 6" & (2) 12" extension rods w/hang straight included



15934/1



12031/1



5972/1



15976/1



12008/1



9325/1



251-BK



369-VA



15986/1



16252/1



2426/1



11900/4



08018-TBH



648-BC



629-AB



70000-1CW
Comet White



18141/1



18133/1



18123/1



18150/1



70000-11R
Inferno Red



46020/1



11845/1



12845/1



ITEM NO.	BULB	W	H	MAX. H	WEIGHT	ADDITIONAL DETAILS
2426/1	(1) 60W Med.	6"	16"	90"	3 lbs.	
5972/1	(1) 60W Cand.	5"	8"	82"	3 lbs.	(1) 6" & (2) 12" extension rods with hang straight included
11900/4	(4) 40W G9 (included)	7"	19"	58"	3 lbs.	Spanish Bronze finish
12031/1*	(1) 60W Med.	7"	10"	54"	3 lbs.	Mocha finish
15934/1	(1) 60W Med.	8"	15"	53"	4 lbs.	Weathered Zinc finish
15976/1	(1) 60W Cand.	6"	9"	83"	2 lbs.	Aged Silver finish
15986/1	(1) 60W Cand.	6"	9"	83"	2 lbs.	Dark Bronze finish
16252/1*	(1) 100W Med.	6"	9"	54"	2 lbs.	Weathered Zinc finish, Bulb #1092 optional
18123/1	(1) 100W Med.	10"	10"	48"	3 lbs.	Antique White finish
18133/1	(1) 100W Med.	10"	10"	48"	3 lbs.	Deep Rust finish
18141/1	(1) 100W Med.	8"	9"	49"	2 lbs.	Bronze Rust finish, Bulb #1092 optional
18150/1	(1) 100W Med.	10"	10"	48"	3 lbs.	Light Pink finish

* (1) 6" & (3) 12" extension rods w/hang straight included

ITEM NO.	BULB	W	H	MAX. H	WEIGHT	ADDITIONAL DETAILS
251-BK	(1) 75W Med.	10"	25"	75"	7 lbs.	Matte Black finish, 48" Chain
369-VA	(1) 75W Med.	10"	25"	75"	10 lbs.	48" Chain
629-AB	(1) 75W Med.	7"	39"	77"	6 lbs.	18" Stem 36" Chain
648-BC	(1) 75W Med.	8"	30"	68"	6 lbs.	18" Stem 36" Chain
9325/1	(1) 60W Med.	6"	19"	57"	3 lbs.	Mocha finish
08018-TBH	(1) 75W Med.	7"	27"	65"	5 lbs.	18" Stem 36" Chain
11845/1	(1) 100W Med.	10"	11"	63"	2 lbs.	Weathered Zinc/Brushed Nickel finish, Bulb #1092 optional
12008/1	(1) 60W Cand.	10"	16"	56"	4 lbs.	Antique White finish
12845/1	(1) 100W Med.	10"	11"	63"	2 lbs.	Matte Gold finish, Bulb #1092 optional
70000-1CW	(1) 75W Med.	5"	12"	86"	2 lbs.	Comet White glass, Includes 6 Feet of Cord
70000-11R	(1) 75W Med.	5"	12"	86"	2 lbs.	Inferno Red glass, Includes 6 Feet of Cord
46020/1	(1) 60W Med.	6"	10"	54"	2 lbs.	(1) 6" & (3) 12" extension rods w/hang straight included



078-TB-01



078-TB-03



078-TB-04



078-TB-07



078-TB-09



078-TB-10



078-TB-12



078-TB-13



078-TB-17



078-TB-19



078-TB-21



078-TB-28



Tiffany Bronze Finish
 Size: W: 6" H: 24"
 Max Height: 62"
 18" Stem 36" Chain
 Lamp: (1) 75W Med.
 Weight: 5 lbs.

MIX - N - MATCH SHADES



65305/1



65315/1



65340/1



65325/1



65330/1



45256/1



57026/1



14345/1



70211/1



70224/1



70252/1

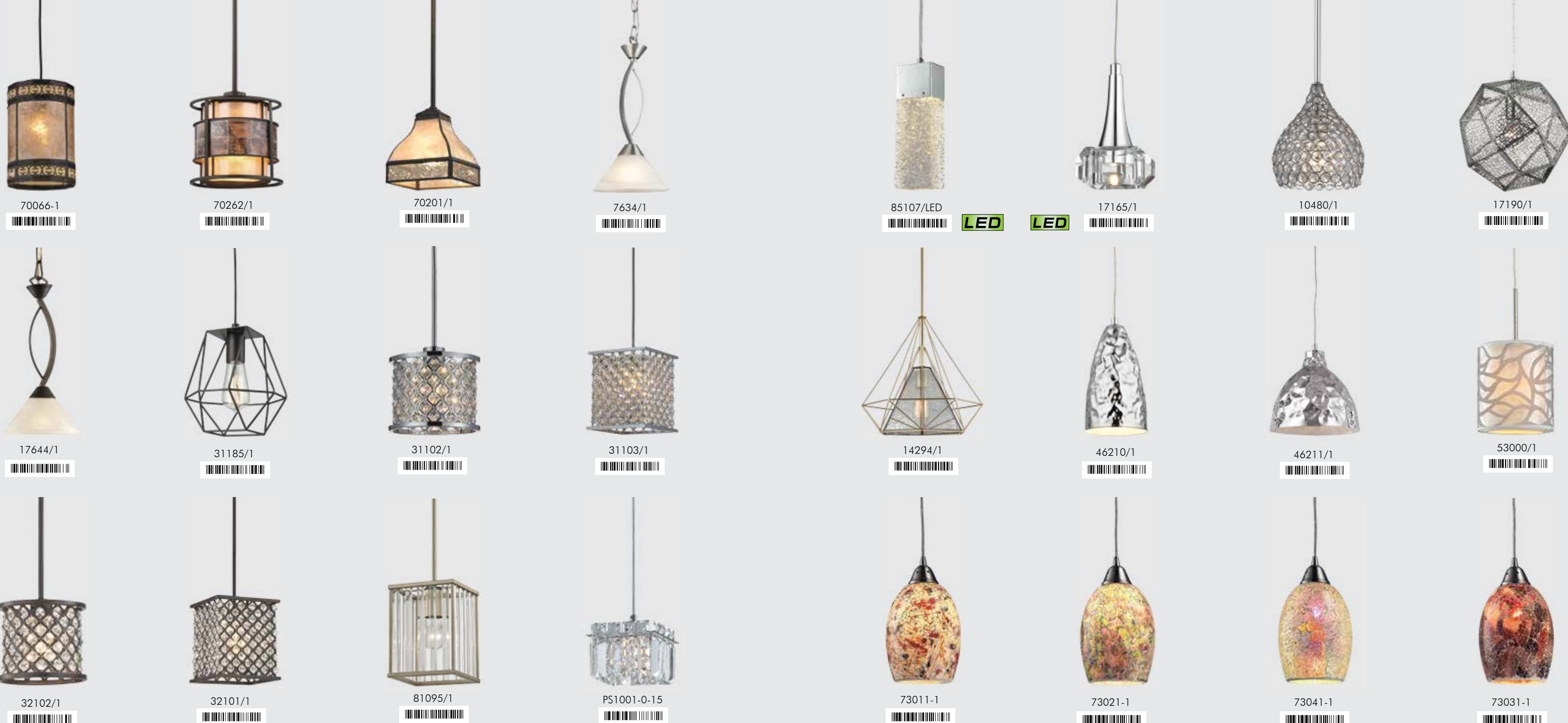


72184/1



ITEM NO.	BULB	W	H	MAX. H	WEIGHT	ADDITIONAL DETAILS
14345/1	(1) 60W Med.	7"	16"	53"	4 lbs.	Silverdust Iron finish
45256/1	(1) 60W Med.	8"	8"	82"	4 lbs.	Polished Chrome finish
57026/1	(1) 100W Med.	6"	8"	52"	3 lbs.	(1) 6" & (2) 12" extension rods w/hang straight included
65305/1	(1) 60W Med.	6"	12"	50"	5 lbs.	Weathered Bronze finish, gray agate stones
65315/1	(1) 60W Med.	6"	12"	50"	5 lbs.	Weathered Bronze finish, dark brown agate stones
65325/1	(1) 60W Med.	6"	12"	50"	5 lbs.	Off-White finish, light jade agate stones
65330/1	(1) 60W Med.	6"	12"	50"	5 lbs.	Off-White finish, white/pink agate stones
65340/1	(1) 60W Med.	6"	12"	50"	5 lbs.	Off-White finish, purple agate stones
70211/1*	(1) 60W Med.	8"	7"	45"	3 lbs.	Tiffany Bronze finish
70224/1*	(1) 60W Med.	8"	6"	46"	3 lbs.	Tiffany Bronze finish
70252/1*	(1) 60W Med.	7"	7"	46"	3 lbs.	Tiffany Bronze finish
72184/1	(1) 60W Med.	10"	11"	85"	3 lbs.	Oil Rubbed Bronze finish

* (2) 6" & (2) 12" extension rods w/hang straight included



ITEM NO.	BULB	W	H	MAX. H	WEIGHT	ADDITIONAL DETAILS
7634/1	(1) 60W Med.	7"	15"	88"	2 lbs.	Satin Nickel finish, G16 1/2 bulbs recommended
17644/1	(1) 60W Med.	7"	15"	89"	2 lbs.	Aged Bronze finish, G16 1/2 bulbs recommended
31102/1*	(1) 100W Med.	10"	6"	38"	4 lbs.	Polished Chrome finish
31103/1*	(1) 100W Med.	8"	9"	41"	5 lbs.	Polished Chrome finish
31185/1	(1) 60W Med.	8"	9"	83"	2 lbs.	Bulb #1092 optional
32101/1*	(1) 100W Med.	8"	9"	40"	5 lbs.	Oil Rubbed Bronze finish
32102/1*	(1) 100W Med.	7"	6"	39"	2 lbs.	Oil Rubbed Bronze finish
70066-1	(1) 60W Med.	6"	9"	83"	2 lbs.	Includes 6 feet of cord
70201/1**	(1) 60W Med.	6"	7"	45"	3 lbs.	Tiffany Bronze finish
70262/1**	(1) 60W Med.	7"	6"	45"	3 lbs.	Tiffany Bronze finish
81095/1***	(1) 100W Med.	6"	8"	46"	6 lbs.	Aged Silver finish
PS1001-0-15	(1) 40W G9 (included)	5"	4"	72"	-	Chrome finish

ITEM NO.	BULB	W	H	MAX. H	WEIGHT	ADDITIONAL DETAILS
10480/1	(1) 60W Med.	7"	8"	46"	2 lbs.	(1) 6", (1) 12" & (1) 18" extension rods w/hang straight included
17165/1	(1) 5W-600 Lumen LED (included)	3"	5"	79"	2 lbs.	3200K, 80 CRI, Polished Chrome finish
17190/1	(1) 100W Med.	12"	13"	87"	2 lbs.	Polished Chrome finish
14294/1*	(1) 60W Med.	15"	15"	53"	6 lbs.	Polished Gold finish, Bulb #1092 optional
46210/1	(1) 60W Med.	5"	9"	82"	2 lbs.	Polished Chrome finish, Includes 6 feet of clear cord
46211/1	(1) 100W Med.	10"	10"	84"	2 lbs.	Polished Chrome finish, Includes 6 feet of clear cord
53000/1	(1) 60W Med.	7"	8"	82"	1 lb.	Includes 6 feet of clear cord
73011-1	(1) 60W Med.	5"	8"	81"	2 lbs.	Includes 6 feet of clear cord
73021-1	(1) 60W Med.	5"	8"	81"	2 lbs.	Includes 6 feet of clear cord
73031-1	(1) 60W Med.	5"	8"	81"	2 lbs.	Includes 6 feet of clear cord
73041-1	(1) 60W Med.	5"	8"	81"	2 lbs.	Includes 6 feet of clear cord
85107/LED	(1) 5W-400 Lumen LED (included)	3"	9"	84"	4 lbs.	Polished Chrome finish, 3000K, 80 CRI

* (1) 6" & (2) 12" extension rods w/ hang straight included

** (2) 6" & (2) 12" extension rods w/hang straight included

*** (3) 12" extension rods w/hang straight included

* (1) 6", (1) 12" & (1) 18" extension rods w/hang straight included



72072-1



72062-1



70046-1



10073/1



45332/1



45331/1



45330/1



45336/1



19061/1



19031/1



31073/1



31041/1



56530/1



56520/1



LED LC701-15-15



LED 17170/1



31045/1



10172/1



PS4701-140-15



45335/1




11479/1



ITEM NO.	BULB	W	H	MAX. H	WEIGHT	ADDITIONAL DETAILS
10073/1	(1) 60W Med.	6"	8"	82"	2 lbs.	Includes 6 feet of clear cord, Satin Nickel finish
10172/1	(1) 60W Med.	8"	8"	40"	4 lbs.	(1) 6" & (2) 12" extension rods w/ hang straight included
19031/1	(1) 60W Med.	6"	7"	81"	2 lbs.	White Sawgrass, Includes 6 feet of clear cord
19061/1	(1) 60W Med.	6"	7"	81"	2 lbs.	Bamboo Stems, Includes 6 feet of clear cord
31041/1	(1) 60W Med.	8"	13"	87"	2 lbs.	Includes 6 feet of clear cord
31045/1	(1) 60W Med.	8"	13"	87"	2 lbs.	Includes 6 feet of cord
31073/1	(1) 60W Med.	8"	13"	87"	2 lbs.	Includes 6 feet of cord
45335/1	(1) 100W Med.	7"	10"	84"	5 lbs.	Concrete, Black Nickel finish
70046-1	(1) 60W Med.	6"	9"	83"	3 lbs.	Includes 6 feet of cord
72062-1	(1) 60W Med.	6"	9"	41"	4 lbs.	(1) 6" & (2) 12" extension rods w/hang straight included
72072-1	(1) 60W Med.	6"	9"	41"	4 lbs.	(1) 6" & (2) 12" extension rods w/hang straight included
PS4701-140-15	(1) 60W Med.	8"	8"	72"	4 lbs.	Concrete, Chrome finish

ITEM NO.	BULB	W	H	MAX. H	WEIGHT	ADDITIONAL DETAILS
11479/1	(1) 60W G9 (included)	4"	5"	44"	3 lbs.	(1) 6", (1) 12" & (1) 18" extension rods w/hang straight included
17170/1	(1) 5W-700 Lumen LED (included)	4"	9"	82"	1 lb.	3200K, 80 CRI, Polished Chrome finish
45330/1	(1) 60W Med.	5"	6"	80"	4 lbs.	Concrete, Black Nickel finish
45331/1	(1) 60W Med.	6"	11"	85"	4 lbs.	Concrete, Black Nickel finish
45332/1	(1) 60W Med.	10"	7"	80"	7 lbs.	Concrete, Black Nickel finish
45336/1	(1) 60W Med.	5"	9"	82"	4 lbs.	Concrete, Black Nickel finish, Bulb #1092 optional
56520/1	(1) 100W Med.	6"	9"	83"	2 lbs.	Polished Chrome finish
56530/1	(1) 100W Med.	6"	9"	83"	2 lbs.	Polished Chrome finish
LC701-15-15	3W-192 Lumen LED (included)	2"	10"	72"	2 lbs.	Chrome finish, 3000K, 80 CRI, Dimmable



UNDERCABINET

Available in:

Four Sizes
12", 24", 40" and 47"

Three Color Temperatures
2700K Warm White
3500K Natural White
6000K Pure White

LED Specs

Color Temp.	Lumens per Watt	Lumens per foot	Total CRI
2700K	41	202	73
4000K	48	240	75
6000K	63	316	78



Polycarbonate diffuser lens (covers the length of body, exposed for this view.)

Integral constant current driver.

SMD LED array (exposed for this view) soldered to rigid PC board.



47"

ZS312RSF

ZS412RSF

ZS612RSF

40"

ZS310RSF

ZS410RSF

ZS610RSF

24"

ZS306RSF

ZS406RSF

ZS606RSF

12"

ZS303RSF

ZS403RSF

ZS603RSF

Z E E S T I C K

ZeeStick is a modular line of dimmable SMD LEDs soldered to a rigid PC board with integral driver, encapsulated in an extruded aluminum SP body with CF color (white) and polycarbonate frosted diffuser lens. ZeeStick is designed to provide a long and consistent color over its 50,000 hour lamp life due to superior thermal management of the SMD's and quality phosphors used in production. ZeeStick provides an even glow at a huge energy savings over linear fluorescent or halogen. 120V AC, 4.2W per foot, Exceeds Title 24, ROHS Compliant, ETL Approved.

ITEM NO.	BULB	W	H	MAX. H	EXT.	ADDITIONAL DETAILS
ZS303RSF	5W-202 Lumen LED (included)	12"	1"	-	1"	2700K, 73 CRI, Dimmable
ZS306RSF	10W-404 Lumen LED (included)	24"	1"	-	1"	2700K, 73 CRI, Dimmable
ZS310RSF	14W-606 Lumen LED (included)	40"	1"	-	1"	2700K, 73 CRI, Dimmable
ZS312RSF	18W-808 Lumen LED (included)	47"	1"	-	1"	2700K, 73 CRI, Dimmable
ZS403RSF	5W-240 Lumen LED (included)	12"	1"	-	1"	4000K, 75 CRI, Dimmable
ZS406RSF	10W-480 Lumen LED (included)	24"	1"	-	1"	4000K, 75 CRI, Dimmable
ZS410RSF	14W-720 Lumen LED (included)	40"	1"	-	1"	4000K, 75 CRI, Dimmable
ZS412RSF	18W-960 Lumen LED (included)	47"	1"	-	1"	4000K, 75 CRI, Dimmable
ZS603RSF	5W-316 Lumen LED (included)	12"	1"	-	1"	6000K, 78 CRI, Dimmable
ZS606RSF	10W-632 Lumen LED (included)	24"	1"	-	1"	6000K, 78 CRI, Dimmable
ZS610RSF	14W-948 Lumen LED (included)	40"	1"	-	1"	6000K, 78 CRI, Dimmable
ZS612RSF	18W-1264 Lumen LED (included)	47"	1"	-	1"	6000K, 78 CRI, Dimmable

* Comes complete with (2) Standard spring metal brackets and screws. (1) Inline connector. (1) Power connector for hardware. Custom angled brackets are available. Interconnectable utilizing ZeeStick connectors. Maximum run per feed is 12 units un-dimmed, six units dimmed.



LD017RSF-D

**LED Modules
are Replaceable**



LD026RSF-D

LED

ITEM NO.	BULB	W	H	MAX. H	EXT.	ADDITIONAL DETAILS
LD017RSF-D	(2) 2.5W-690 Lumen LED (included)	18"	5"	-	1"	3200K, 80 CRI, Dimmable, White finish
LD026RSF-D	(3) 2.5W-844 Lumen LED (included)	26"	5"	-	1"	3200K, 80 CRI, Dimmable, White finish

ZEELED


LED-based ZeeLED has all the same great features you've come to love in the Zee family but is even more energy efficient, having a rated average lamp life of 50,000 hours. Includes integral dimmable LED driver. ZeeLED diffuser ensures even light distribution over surfaces. Simple to install.




LV012RSF



LV018RSF



LV024RSF



LV032RSF

**Color Temperature Mode Switch
3000K, 4000K and 6000K**

LED

ITEM NO.	BULB	W	H	EXT.	WEIGHT	ADDITIONAL DETAILS
LV012RSF	6W-450 Lumen LED (included)	12"	4"	1"	1 lb.	3000K, 4000K & 6000K mode switch, 90 CRI, Dimmable
LV018RSF	9W-550 Lumen LED (included)	18"	4"	1"	2 lbs.	3000K, 4000K & 6000K mode switch, 90 CRI, Dimmable
LV024RSF	12W-750 Lumen LED (included)	24"	4"	1"	2 lbs.	3000K, 4000K & 6000K mode switch, 90 CRI, Dimmable
LV032RSF	16W-1000 Lumen LED (included)	32"	4"	1"	3 lbs.	3000K, 4000K & 6000K mode switch, 90 CRI, Dimmable

ZEELED PRO

We're aware that with today's increasingly bold design schemes, versatility is the name of the game. That's why we're proud to present our ZeeLED Pro light panels: Appropriately modern, White linear aesthetic; durable LED efficiency. Choose from a range of convenient sizes. Includes a color temperature mode switch between 3000K, 4000K and 6000K and also a high/low switch.



ZL009RSF



ZL017RSF



ZL026RSF



ZL035RSF



ZL048RSF



ZL309RSF



ZL317RSF



ZL326RSF



ZL335RSF



ZL348RSF



Z E E L I N E

All the benefits of the Zeelite but as a 120V line voltage fixture. Energy-saving xenon lamps with a rated average lamp life of 10,000 hours that evenly distribute light while producing 35% less heat than halogen bulbs. Zeelite is available in two metal finishes, White and Bronze. Comes complete with a transformer, easy lamp access, simple to install, knockouts for wiring and high/low switch.

ITEM NO.	BULB	W	H	MAX. H	EXT.	ADDITIONAL DETAILS
ZL009RSF	25W L9 Xenon (included)	9"	5"	-	1"	White finish
ZL017RSF	(2) 25W L9 Xenon (included)	18"	5"	-	1"	White finish
ZL026RSF	(3) 25W L9 Xenon (included)	26"	5"	-	1"	White finish
ZL035RSF	(4) 25W L9 Xenon (included)	35"	5"	-	1"	White finish
ZL048RSF	(5) 25W L9 Xenon (included)	48"	5"	-	1"	White finish
ZL309RSF	25W L9 Xenon (included)	9"	5"	-	1"	Bronze finish
ZL317RSF	(2) 25W L9 Xenon (included)	18"	5"	-	1"	Bronze finish
ZL326RSF	(3) 25W L9 Xenon (included)	26"	5"	-	1"	Bronze finish
ZL335RSF	(4) 25W L9 Xenon (included)	35"	5"	-	1"	Bronze finish
ZL348RSF	(5) 25W L9 Xenon (included)	48"	5"	-	1"	Bronze finish



HZO09RSF



HZO17RSF



HZO26RSF



HZO35RSF



HZO48RSF



HZ309RSF



HZ317RSF



HZ326RSF



HZ335RSF



Z E E L I T E

Energy-saving 12V xenon lamps with a rated average lamp life of 10,000 hours that evenly distribute light while producing 35% less heat than halogen bulbs. Zeelite is available in three metal finishes, White, Stainless Steel and Bronze. Comes complete with a transformer, easy lamp access, simple to install, knockouts for wiring and high/low switch.


ITEM NO.	BULB	W	H	MAX. H	EXT.	ADDITIONAL DETAILS
HZO09RSF	18W L5 Xenon (included)	9"	5"	-	1"	White finish
HZO17RSF	(2) 18W L5 Xenon (included)	18"	5"	-	1"	White finish
HZO26RSF	(3) 18W L5 Xenon (included)	26"	5"	-	1"	White finish
HZO35RSF	(4) 18W L5 Xenon (included)	35"	5"	-	1"	White finish
HZO48RSF	(6) 18W L5 Xenon (included)	48"	5"	-	1"	White finish
HZ309RSF	18W L5 Xenon (included)	9"	5"	-	1"	Bronze finish
HZ317RSF	(2) 18W L5 Xenon (included)	18"	5"	-	1"	Bronze finish
HZ326RSF	(3) 18W L5 Xenon (included)	26"	5"	-	1"	Bronze finish
HZ335RSF	(4) 18W L5 Xenon (included)	35"	5"	-	1"	Bronze finish

* HZ0000-COR is the available Zeelite Cord and Plug

ZEESTICK AND ZEELED ACCESSORIES



HZ109RSF



HZ117RSF



HZ135RSF

ITEM NO.	BULB	W	H	MAX. H	EXT.	ADDITIONAL DETAILS
HZ109RSF	18W L5 Xenon (included)	9"	5"	-	1"	Stainless Steel finish
HZ117RSF	(2) 18W L5 Xenon (included)	18"	5"	-	1"	Stainless Steel finish
HZ135RSF	(4) 18W L5 Xenon (included)	35"	5"	-	1"	Stainless Steel finish

Z E E L I T E



ZSBUTT-N-30

 ZeeStick Inline Connector (White)



ZSCON12-N-30

 ZeeStick 12" Flexible Joiner (White)



ZSCON24-N-30

 ZeeStick 24" Flexible Joiner for Hardwire (White)



ZSPUG-N-30

 ZeeStick 72" Cord and Plug (White)



ZSBOX-N-30

 ZeeStick 120V Wiring Box (White)
 4 5/8"W x 1"H x 2 11/16"Ext.



ZS-CLIP90-N-15

 ZeeStick 90 Degree Clip (Chrome)



ZS-CLIPADJ-N-15

 ZeeStick Adjustable Clip (Chrome)



ZST-N-98

 ZeeStick LED T-Shaped Connector
 4W LED, 220 Lumen
 Non-dimmable (Aluminum)



ZSL-N-98

 ZeeStick LED L-Shaped Connector, Left Handed
 2W LED, 160 Lumen
 Non-dimmable (Aluminum)



ZSR-N-98

 ZeeStick LED L-Shaped Connector, Right Handed
 2W LED, 160 Lumens
 Non-dimmable (Aluminum)



SWINGARMS



63060-1



63050-1



17153/1



17150/1



66825-1



66815-1



66826-1



66816-1

ITEM NO.	BULB	W	H	EXT.	WEIGHT	ADDITIONAL DETAILS
17150/1	(1) 75W Med.	7"	13"	15-20"	2 lbs.	Brushed Nickel finish
17153/1	(1) 75W Med.	9"	12"	11-16"	2 lbs.	Brushed Nickel finish
63050-1	(1) 100W Med.	11"	15"	12-26"	4 lbs.	Shade included, Comes w/cord cover and plug that can be removed for direct wiring into junction box. Silvered Graphite finish
63060-1	(1) 100W Med.	11"	15"	12-26"	4 lbs.	Shade included, Comes w/cord cover and plug that can be removed for direct wiring into junction box. Aged Bronze finish

ITEM NO.	BULB	W	H	EXT.	WEIGHT	ADDITIONAL DETAILS
66815-1	(1) 100W Med.	7"	18"	33"	5 lbs.	Comes w/cord cover that can be removed for direct wiring into junction box. Weathered Zinc finish
66816-1	(1) 60W Med.	9"	18"	34"	5 lbs.	Comes w/cord cover that can be removed for direct wiring into junction box. Oiled Bronze finish
66825-1	(1) 100W Med.	7"	18"	33"	5 lbs.	Comes w/cord cover that can be removed for direct wiring into junction box. Oiled Bronze finish
66826-1	(1) 60W Med.	9"	18"	34"	5 lbs.	Comes w/cord cover that can be removed for direct wiring into junction box. Weathered Zinc finish



11210/1



11220/1



31530/1



ITEM NO.	BULB	W	H	EXT.	WEIGHT	ADDITIONAL DETAILS
11210/1	(1) 3-Way 150W Med.	12"	15"	12-25"	3 lbs.	Comes w/cord cover and plug that can be removed for direct wiring into junction box. Polished Chrome finish
11220/1	(1) 3-Way 150W Med.	12"	15"	12-25"	3 lbs.	Comes w/cord cover and plug that can be removed for direct wiring into junction box. Antique Brass finish
31530/1	(1) 100W Med.	11"	16"	12-25"	4 lbs.	Comes w/cord cover and plug that can be removed for direct wiring into junction box. Brushed Nickel finish



17047/1



17046/1



17016/1




17026/1



17027/1



ITEM NO.	BULB	W	H	EXT.	WEIGHT	ADDITIONAL DETAILS
17016/1	(1) 3-Way 150W Med.	12"	17"	24"	2 lbs.	Comes w/cord cover and plug that can be removed for direct wiring into junction box. Satin Nickel finish
17026/1	(1) 3-Way 150W Med.	12"	17"	24"	2 lbs.	Comes w/cord cover and plug that can be removed for direct wiring into junction box. Aged Bronze finish
17027/1	(1) 3-Way 150W Med.	14"	64"	22"	11 lbs.	Aged Bronze finish
17046/1	(1) 3-Way 150W Med.	12"	17"	24"	2 lbs.	Comes w/cord cover and plug that can be removed for direct wiring into junction box. French Brass finish
17047/1	(1) 3-Way 150W Med.	14"	64"	22"	11 lbs.	Satin Nickel finish




10109/1



10108/1



10292/1



10293/1



10260/1




10160/1


ITEM NO.	BULB	W	H	EXT.	WEIGHT	ADDITIONAL DETAILS
10108/1	(1) 3-Way 150W Med.	12"	16"	12-22"	3 lbs.	Polished Chrome finish
10109/1	(1) 3-Way 150W Med.	14-21"	64"	-	16 lbs.	Polished Chrome finish
10292/1	(1) 3-Way 150W Med.	12"	16"	12-22"	3 lbs.	Aged Bronze finish
10293/1	(1) 3-Way 150W Med.	14-21"	64"	-	16 lbs.	Aged Bronze finish

ITEM NO.	BULB	W	H	EXT.	WEIGHT	ADDITIONAL DETAILS
10160/1	(1) 60W Med.	10"	14"	10-26"	4 lbs.	Polished Nickel finish
10260/1	(1) 60W Med.	10"	14"	10-26"	4 lbs.	Brushed Antique Brass finish



10291/1




10106/1




10112/1




31069/1




54018/1

LED

ITEM NO.	BULB	W	H	EXT.	WEIGHT	ADDITIONAL DETAILS
10106/1	(1) 3-Way 150W Med.	11"	13"	12-25"	3 lbs.	Polished Chrome finish
10291/1	(1) 3-Way 150W Med.	11"	13"	12-25"	3 lbs.	Aged Bronze finish
31069/1	(1) 100W Med.	10"	15"	11-24"	3 lbs.	Comes w/cord cover and plug that can be removed for direct wiring into junction box. Aged Bronze finish

ITEM NO.	BULB	W	H	EXT.	WEIGHT	ADDITIONAL DETAILS
10112/1	(1) 40W G9 (included)	7"	11"	9-22"	3 lbs.	Satin Nickel finish
54018/1	(1) 5W-450 Lumen LED (integrated)	5"	5"	16-28"	3 lbs.	3000K, 80 CRI, Brushed Nickel finish



079-TB-01



079-TB-03



079-TB-04



079-TB-07



079-TB-09



079-TB-10



079-TB-12



079-TB-13



079-TB-17



079-TB-19



079-TB-21



079-TB-28



Swingarm Sconce
Tiffany Bronze Finish
Size: W: 7" H: 12" Ext: 24"

Lamp: (1) 75W Med.
Weight: 5 lbs.

Due to its hand-made nature, each piece of tiffany glass will vary slightly in color and pattern.

MIX - N - MATCH SHADES



10151/1PC-*
Shown in Fire Red



10151/1PC-*
Shown in Snow White



10151/1PC-*
Shown in Espresso



10151/1DR-*
Shown in Fire Red



10151/1DR-*
Shown in Snow White



10151/1DR-*
Shown in Espresso



Yellow (YW) Snow White (SW) Starburst Blue (BL) Simple White (WH) Fire Red (FR) Mountain (MT) Espresso (ES) White Swirl (WS)



Sapphire (S) Multi (M) Cocoa (C) Canary (CN) Candy (CY) Creme (CR) Sandy (SY)



Gold Leaf (GLD) White (WHT) Copper (CPR) Silver (SLV) Multi Fusion (MLT)

ITEM NO.	BULB	W	H	EXT.	WEIGHT	ADDITIONAL DETAILS
10151/1PC-*	(1) 100W Med.	22"	10"	10-22"	3 lbs.	Polished Chrome finish
10151/1DR-*	(1) 100W Med.	22"	10"	10-22"	3 lbs.	Dark Rust finish

Due to its hand-made nature, each piece of blown glass will vary slightly in color and pattern.

* Item numbers shown are for frame. Please include glass color code after item #



SCONCES



14215/1




14340/3




14330/1





11780/2





46040/2





11284/2




66280-2




31480/1




65301/1




11584/1





5970/2





6238/2




12030/2




31095/1




32090/1




12023/2




2400/2




2490/1


ITEM NO.	BULB	W	H	EXT.	WEIGHT	ADDITIONAL DETAILS
12030/2	(2) 60W Cand.	11"	16"	6"	5 lbs.	Mocha finish
14215/1	(1) 60W Cand.	9"	10"	4"	3 lbs.	Oil Rubbed Bronze finish
14330/1	(1) 60W Med.	10"	9"	6"	6 lbs.	Distressed Clay finish, Bulb #1102 optional
14340/3	(3) 60W Cand.	16"	8"	6"	5 lbs.	Silverdust Iron finish
31095/1	(1) 60W Cand.	8"	9"	4"	2 lbs.	ADA Compliant
31480/1	(1) 60W Med.	8"	10"	4"	4 lbs.	Bulb #1092 optional, Pocket Sconce, ADA compliant
32090/1	(1) 60W Cand.	8"	9"	4"	2 lbs.	Sconce, ADA Compliant
65301/1	(1) 60W Med.	10"	17"	6"	6 lbs.	Weathered Bronze finish, gray agate stones
66280-2	(2) 60W Cand.	11"	13"	6"	6 lbs.	Pocket Sconce

ITEM NO.	BULB	W	H	EXT.	WEIGHT	ADDITIONAL DETAILS
2400/2	(2) 60W Cand.	14"	8"	6"	7 lbs.	Pocket Sconce
2490/1	(1) 60W Cand.	7"	11"	5"	4 lbs.	Pocket Sconce
5970/2	(2) 60W Cand.	13"	7"	6"	4 lbs.	Pocket Sconce
6238/2	(2) 60W Cand.	14"	6"	6"	5 lbs.	Pocket Sconce
11284/2	(2) 60W Cand.	11"	11"	6"	4 lbs.	Pocket Sconce
11584/1	(1) 60W Cand.	6"	9"	4"	3 lbs.	ADA Compliant
11780/2	(2) 60W Cand.	14"	10"	7"	4 lbs.	Pocket Sconce
12023/2	(2) 60W Cand.	14"	8"	8"	7 lbs.	Pocket Sconce
46040/2	(2) 60W Cand.	12"	18"	5"	4 lbs.	Pocket Sconce



1510/1



10270/2



1520/1



14050/1



70250/1



70260/2



11703/2



22000/2



08032-BC



70210/1



70223/1



70064-2




08030-AB



70098-2



72077-1



9003/2



73020-2



73030-2



ITEM NO.	BULB	W	H	EXT.	WEIGHT	ADDITIONAL DETAILS
1510/1	(1) 60W Med.	8"	16"	5"	4 lbs.	Pocket Sconce
1520/1	(1) 60W Med.	8"	16"	5"	4 lbs.	Pocket Sconce
08030-AB	(2) 60W Med.	14"	8"	4"	2 lbs.	Pocket Sconce ADA Compliant
08032-BC	(2) 60W Med.	14"	7"	4"	2 lbs.	Pocket Sconce ADA Complaint
10270/2	(2) 40W G9 (included)	7"	14"	3"	4 lbs.	Pocket Sconce, ADA Compliant
11703/2	(2) 60W Cand.	11"	10"	6"	4 lbs.	Spanish Bronze finish, Pocket Sconce
22000/2	(2) 60W Cand.	12"	7"	7"	3 lbs.	Pocket Sconce
70098-2	(2) 60W Med.	16"	8"	8"	3 lbs.	Pocket Sconce
72077-1	(1) 60W Med.	13"	6"	7"	3 lbs.	Pocket Sconce

ITEM NO.	BULB	W	H	EXT.	WEIGHT	ADDITIONAL DETAILS
9003/2	(2) 60W Cand.	17"	10"	6"	6 lbs.	Pocket sconce
14050/1	(1) 60W Med.	14"	16"	9"	7 lbs.	Pocket Sconce
70064-2	(2) 60W Med.	10"	6"	5"	2 lbs.	Pocket Sconce
70210/1	(1) 60W Med.	11"	7"	6"	3 lbs.	Tiffany Bronze finish
70223/1	(1) 60W Cand.	9"	10"	5"	4 lbs.	Tiffany Bronze finish
70250/1	(1) 60W Cand.	8"	10"	4"	2 lbs.	Tiffany Bronze finish, ADA Compliant
70260/2	(2) 60W Med.	14"	6"	7"	3 lbs.	Tiffany Bronze finish
73020-2	(2) 60W Cand.	7"	15"	3"	3 lbs.	Sconce ADA Compliant
73030-2	(2) 60W Cand.	7"	15"	3"	3 lbs.	Sconce ADA Compliant



72070-2



72060-2



70044-2



10360/1



32100/2



31100/2



19060/2



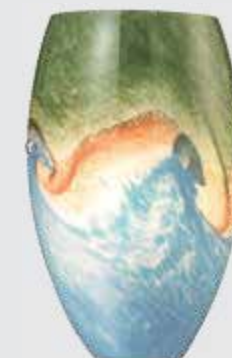
19030/2



66950/1



31070/2



10088/1



53002/1



31040/2



31044/2



426-1M



426-1WS



ITEM NO.	BULB	W	H	EXT.	WEIGHT	ADDITIONAL DETAILS
19030/2	(2) 60W Med.	7"	11"	4"	3 lbs.	White Sawgrass, ADA Compliant
19060/2	(2) 60W Med.	7"	11"	4"	3 lbs.	Bamboo Stems, ADA Compliant
31040/2	(2) 60W Cand.	11"	8"	5"	2 lbs.	Pocket Sconce
31044/2	(2) 60W Cand.	11"	8"	5"	2 lbs.	Pocket Sconce
53002/1	(1) 60W Cand.	9"	8"	5"	1 lb.	Pocket Sconce
66950/1	(1) 60W Cand.	7"	9"	4"	2 lbs.	ADA Compliant
70044-2	(2) 60W Cand.	9"	12"	5"	3 lbs.	Pocket Sconce
72060-2	(2) 60W Cand.	7"	10"	5"	3 lbs.	
72070-2	(2) 60W Cand.	7"	10"	5"	3 lbs.	

ITEM NO.	BULB	W	H	EXT.	WEIGHT	ADDITIONAL DETAILS
426-1M	(1) 60W Med.	8"	10"	4"	2 lbs.	Multi glass, ADA Compliant
426-1WS	(1) 60W Med.	8"	10"	4"	2 lbs.	White Swirl glass, ADA Compliant
10088/1	(1) 60W Cand.	6"	8"	3"	2 lbs.	ADA Compliant
10360/1	(1) 60W Med.	6"	8"	4"	2 lbs.	ADA Compliant
31070/2	(2) 60W Cand.	11"	8"	5"	2 lbs.	Pocket Sconce
31100/2	(2) 60W Cand.	10"	6"	4"	2 lbs.	Pocket Sconce, ADA Compliant
32100/2	(2) 60W Cand.	10"	6"	4"	2 lbs.	Pocket Sconce, ADA Compliant



66945/1



55030/1



55040/1



55020/1



66955/1



14441/1



14400/1



14440/1



14442/1



SCONCES

ITEM NO.	BULB	W	H	EXT.	WEIGHT	ADDITIONAL DETAILS
14400/1	(1) 60W Med.	6"	12"	6"	4 lbs.	Brushed Rust finish, Bulb #1099 optional
14440/1	(1) 60W Med.	5"	14"	5"	9 lbs.	Clay Iron finish, Bulb #1099 optional
14441/1	(1) 60W Med.	5"	14"	4"	9 lbs.	Clay Iron finish, ADA Compliant, Bulb #1099 optional
14442/1	(1) 60W Med.	5"	15"	5"	7 lbs.	Clay Iron finish, Bulb #1099 optional
55020/1	(1) 100W Med.	11"	9"	12"	2 lbs.	Brushed Nickel finish, Bulb #1092 optional
55030/1	(1) 100W Med.	11"	9"	12"	2 lbs.	Antique Copper finish, Bulb #1092 optional
55040/1	(1) 100W Med.	11"	9"	12"	2 lbs.	Oil Rubbed Bronze finish, Bulb #1092 optional
66945/1	(1) 60W Med.	10"	10"	14"	2 lbs.	Weathered Bronze finish, Bulb #1092 optional
66955/1	(1) 60W Med.	10"	10"	14"	2 lbs.	Oil Rubbed Bronze finish, Bulb #1092 optional



66355/1



66345/1



66385-1



66356/1



66346/1



66386-1



66365/1



66375/1



66366/1



66376/1



S
C
O
N
C
E
S

ITEM NO.	BULB	W	H	EXT.	WEIGHT	ADDITIONAL DETAILS
66345/1	(1) 60W Med.	6"	16"	7"	4 lbs.	Bulb #1092 optional, Polished Chrome finish
66346/1	(1) 60W Med.	8"	13"	9"	4 lbs.	Bulb #1092 optional, Polished Chrome finish
66355/1	(1) 60W Med.	6"	16"	7"	4 lbs.	Bulb #1092 optional, Satin Nickel finish
66356/1	(1) 60W Med.	8"	13"	9"	4 lbs.	Bulb #1092 optional, Satin Nickel finish
66365/1	(1) 60W Med.	6"	16"	7"	4 lbs.	Bulb #1092 optional, Oil Rubbed Bronze finish
66366/1	(1) 60W Med.	8"	13"	9"	4 lbs.	Bulb #1092 optional, Oil Rubbed Bronze finish
66375/1	(1) 60W Med.	6"	16"	7"	4 lbs.	Bulb #1092 optional, Antique Brass finish
66376/1	(1) 60W Med.	8"	13"	9"	4 lbs.	Bulb #1092 optional, Antique Brass finish
66385-1	(1) 60W Med.	6"	16"	7"	4 lbs.	Bulb #1092 optional, Satin Brass finish
66386-1	(1) 60W Med.	8"	13"	9"	4 lbs.	Bulb #1092 optional, Satin Brass finish



55000/1



67062/1



61040-1



66250-1+1



14130/1



66210-1



81210/1



S
C
O
N
C
E
S

ITEM NO.	BULB	W	H	EXT.	WEIGHT	ADDITIONAL DETAILS
14130/1	(1) 60W Cand.	6"	12"	8"	5 lbs.	Vintage Rust and Colonial Maple finish
55000/1	(1) 100W Med.	5"	11"	6"	2 lbs.	Polished Chrome finish, Bulb #1092 optional
66210-1	(1) 60W Med.	5"	12"	9"	2 lbs.	Oiled Bronze finish
67062/1	(1) 60W Med.	6"	15"	7"	4 lbs.	Oil Rubbed Bronze finish, Bulb #1102 optional
61040-1	(1) 60W Cand.	5"	14"	6"	1 lb.	Oiled Bronze finish, white fabric shade
66250-1+1	(1) 60W Cand. (1) 20W MR16	5"	12"	5"	4 lbs.	Oiled Bronze finish, opal etched glass
81210/1	(1) 60W Med.	5"	10"	7"	2 lbs.	Oil Rubbed Bronze finish, Bulb #1092 optional



66160-1



66670-1



66150-1



66170-1



66180-3



46030/1



BV1201-0-15



BV1351-0-15

S
C
O
N
C
E
S

ITEM NO.	BULB	W	H	EXT.	WEIGHT	ADDITIONAL DETAILS
46030/1	(1) 60W Med.	8"	23"	5"	1 lb.	Silver Leaf finish, textured white linen shade
66150-1	(1) 100W Med.	5"	13"	7"	3 lbs.	Polished Chrome finish with White Glass
66160-1	(1) 100W Med.	5"	13"	7"	3 lbs.	Satin Nickel finish with White Glass
66170-1	(1) 100W Med.	5"	13"	7"	3 lbs.	Oiled Bronze finish with Amber Glass
66180-1	(1) 100W Med.	5"	13"	7"	3 lbs.	Antique Copper finish with White Glass
66670-1	(1) 100W Med.	5"	13"	7"	3 lbs.	Oiled Bronze finish with White Glass
BV1201-0-15	(1) 60W G9 (included)	5"	9"	7"	-	Polished Chrome finish with crystal
BV1351-0-15	(1) 60W G9 (included)	5"	10"	5"	-	Polished Chrome finish with crystal




55005/6





55004/3




26004/1

 Draping Leaf
 Wall Sconce



26000/2

 Double Torch
 Wall Sconce



26001/1

 Mirrored
 Candlestick
 Wall Sconce



26006/2


S C O N C E S

ITEM NO.	BULB	W	H	EXT.	WEIGHT	ADDITIONAL DETAILS
26000/2	(2) 60W Cand.	8"	29"	6"	5 lbs.	On/Off switch, Comes w/cord cover and plug that can be removed for direct wiring into junction box.
26001/1	(1) 60W Cand.	6"	32"	4"	6 lbs.	ADA Compliant, On/Off switch, Comes w/cord cover and plug that can be removed for direct wiring into junction box.
26004/1	(1) 60W Cand.	8"	29"	6"	4 lbs.	On/Off switch, Comes w/cord cover and plug that can be removed for direct wiring into junction box.
26006/2	(2) 60W Med.	13"	45"	10"	6 lbs.	
55004/3	(3) 60W Cand.	19"	36"	8"	8 lbs.	Silver Leaf finish, shades included
55005/6	(6) 60W Cand.	19"	65"	9"	13 lbs.	Silver Leaf finish, shades included



31331/1
[Barcode]



31330/1
[Barcode]



17260/1
[Barcode]



002-TS
[Barcode]



001-TS
[Barcode]



001-AB
[Barcode]



002-AB
[Barcode]

S
C
O
N
C
E
S

ITEM NO.	BULB	W	H	EXT.	WEIGHT	ADDITIONAL DETAILS
001-AB	(1) 100W Med.	16"	18"	8"	9 lbs.	Antique Bronze finish
001-TS	(1) 100W Med.	16"	18"	8"	9 lbs.	Tarnished Silver finish
002-AB	(1) 100W Med.	16"	38"	8"	12 lbs.	Antique Bronze finish, includes portable plug kit
002-TS	(1) 100W Med.	16"	38"	8"	12 lbs.	Tarnished Silver finish, includes portable plug kit
17260/1	(1) 60W Med.	7"	12"	9"	3 lbs.	Brushed Nickel finish
31330/1	(1) 60W Cand.	6"	11"	8"	2 lbs.	Polished Nickel finish
31331/1	(1) 60W Cand.	7"	24"	4"	2 lbs.	ADA Compliant, Polished Nickel finish



32190/2



32180/2



31275/2



10150/1PC-*
Shown in Fire Red



10150/1PC-*
Shown in Snow White



10150/1PC-*
Shown in Espresso



10150/1DR-*
Shown in Fire Red



10150/1DR-*
Shown in Snow White




10150/1DR-*
Shown in Espresso



Yellow (YW) Snow White (SW) Starburst Blue (BL) Simple White (WH) Fire Red (FR) Mountain (MT) Espresso (ES) White Swirl (WS)



Sapphire (S) Multi (M) Cocoa (C) Canary (CN) Candy (CY) Creme (CR) Sandy (SY)



Gold Leaf (GLD) White (WHT) Copper (CPR) Silver (SLV) Multi Fusion (MLT)

* Item numbers shown are for frame
Please include glass color code
after item #

Fixtures shown with Fire Red, Snow White, and Espresso
glass as examples. This collection is also available with
glass colors shown.

S C O N C E S

ITEM NO.	BULB	W	H	EXT.	WEIGHT	ADDITIONAL DETAILS
10150/1PC-*	(1) 60W Med.	6"	9"	7"	2 lbs.	Polished Chrome finish
10150/1DR-*	(1) 60W Med.	6"	9"	7"	2 lbs.	Dark Rust finish
31275/2	(2) 60W Cand.	16"	31"	8"	6 lbs.	Gold Leaf finish
32180/2	(2) 60W Med.	8"	35"	4"	2 lbs.	Antique Gold Leaf finish, ADA Compliant, Bulb #1099 optional
32190/2	(2) 60W Med.	8"	35"	4"	2 lbs.	Oil Rubbed Bronze finish, ADA Compliant, Bulb #1099 optional



17154/2



LED

Reading Light

17157/2



LED

Reading Light



17160/1



17152/1



17151/2



LED

Reading Light



17155/2



LED

Reading Light



17161/2



ITEM NO.	BULB	W	H	EXT.	WEIGHT	ADDITIONAL DETAILS
17151/2	(1) 75W Med. (1) 3W-120 Lumen LED	7"	19"	9"	2 lbs.	Brushed Nickel finish, 3000K
17152/1	(1) 75W Med.	6"	10"	9"	1 lb.	Brushed Nickel finish
17154/2	(1) 75W Med. (1) 3W-120 Lumen LED	11"	15"	8"	1 lb.	Brushed Nickel finish, 3000K
17155/2	(1) 75W Med. (1) 3W-120 Lumen LED	7"	19"	8"	1 lb.	Brushed Nickel finish, 3000K
17157/2	(1) 60W Med. (1) 3W-190 Lumen LED	8"	16"	5"	2 lbs.	Brushed Nickel finish, 3200K, 80 CRI
17160/1	(1) 75W Med.	7"	10"	9"	1 lb.	Brushed Nickel finish
17161/2	(2) 75W Med.	14"	10"	9"	2 lbs.	Brushed Nickel finish

SCONCES



BV821-10-15



BV821-10-16M



BV825-10-15



BV825-10-16M



BV820-10-15



BV820-10-45



BV820-10-16M



WS1440-10-15



WS1440-10-16M

SCONCES

ITEM NO.	BULB	W	H	EXT.	WEIGHT	ADDITIONAL DETAILS
BV820-10-15	(2) 60W T10 Med.	5"	15"	4"	-	ADA Compliant, Polished Chrome finish
BV820-10-16M	(2) 60W T10 Med.	5"	15"	4"	-	ADA Compliant, Satin Nickel finish
BV820-10-45	(2) 60W T10 Med.	5"	15"	4"	-	ADA Compliant, Oil Rubbed Bronze finish
BV821-10-15	(2) 60W T10 Med.	5"	24"	4"	-	ADA Compliant, Polished Chrome finish
BV821-10-16M	(2) 60W T10 Med.	5"	24"	4"	-	ADA Compliant, Satin Nickel finish
BV825-10-15	(1) 60W T10 Med.	5"	10"	4"	-	ADA Compliant, Polished Chrome finish
BV825-10-16M	(1) 60W T10 Med.	5"	10"	4"	-	ADA Compliant, Satin Nickel finish
WS1440-10-15	(2) 60W Med.	6"	19"	4"	-	ADA Compliant, Polished Chrome finish
WS1440-10-16M	(2) 60W Med.	6"	19"	4"	-	ADA Compliant, Satin Nickel finish



WSL820-10-16M



Polished Chrome finish

LED



WSL825-10-15



Satin Nickel finish

LED



WS240-10-15



WS240-10-16M



BV671-90-15



WS851-79-16M



WS852-79-16M



S C O N C E S

ITEM NO.	BULB	W	H	EXT.	WEIGHT	ADDITIONAL DETAILS
BV671-90-15	(1) 75W JD E11 (included)	5"	10"	4"	-	ADA Compliant, Polished Chrome finish
WS240-10-15	(2) 60W T10 Med.	5"	14"	4"	-	ADA Compliant, Polished Chrome finish
WS240-10-16M	(2) 60W T10 Med.	5"	14"	4"	-	ADA Compliant, Satin Nickel finish
WSL820-10-16M	(2) 7.5W-1200 Lumen LED (included)	4"	20"	4"	3 lbs.	ADA Compliant, 3000K, 80 CRI, Dimmable
WSL825-10-15	7.5W-600 Lumen LED (included)	4"	10"	4"	2 lbs.	ADA Compliant, 3000K, 80 CRI, Dimmable
WS851-79-16M	(1) 60W T10 Med.	5"	11"	3"	-	ADA Compliant, Satin Nickel finish
WS852-79-16M	(2) 60W T10 Med.	5"	19"	3"	-	ADA Compliant, Satin Nickel finish



BVL281-10-15



Polished Chrome finish

LED



BV281-10-15



BV281-10-16M



WSL1601-PW-15



Polished Chrome finish


LED



WS121-10-15



WS121-10-16M



WS121-10-45



S
C
O
N
C
E
S

ITEM NO.	BULB	W	H	EXT.	WEIGHT	ADDITIONAL DETAILS
BV281-10-15	(1) 60W G9 (included)	5"	8"	4"	-	ADA Compliant, Polished Chrome finish
BV281-10-16M	(1) 60W G9 (included)	5"	8"	4"	-	ADA Compliant, Satin Nickel finish
BVL281-10-15	11W-864 Lumen LED (included)	4"	14"	3"	2 lbs.	ADA Compliant, 3000K, 80 CRI, Dimmable
WS121-10-15	(1) 60W T10 Med.	4"	12"	4"	-	ADA Compliant, Polished Chrome finish
WS121-10-16M	(1) 60W T10 Med.	4"	12"	4"	-	ADA Compliant, Satin Nickel finish
WS121-10-45	(1) 60W T10 Med.	4"	12"	4"	-	ADA Compliant, Oil Rubbed Bronze finish
WSL1601-PW-15	6W-480 Lumen LED (included)	5"	11"	4"	4 lbs.	ADA Compliant, 3000K, 80 CRI, Dimmable



WS102-10-15
[Barcode]



WS101-10-15
[Barcode]



WS1330-10-15
[Barcode]



WLS140-5-15 **LED**
[Barcode]
White finish



54020/LED **LED**
[Barcode]
Polished Chrome finish



WSL401-140-30 **LED**
[Barcode]



WSL501-140-30 **LED**
[Barcode]



WSL901-30-30 **LED**
[Barcode]
Matte White finish



WSL1501-30-30 **LED**
[Barcode]
White finish



WLE120C32K-0-98 **LED**
[Barcode]
Aluminum finish

S
C
O
N
C
E
S

ITEM NO.	BULB	W	H	EXT.	WEIGHT	ADDITIONAL DETAILS
54020/LED	(1) 3W-240 Lumen LED (included)	6"	11"	4"	1 lb.	ADA Compliant, 3000K, 80 CRI
WLE120C32K-0-98	(2) 1.2W LED (included)	4"	4"	3"	-	ADA Compliant, 3000K, 80 CRI, Dimmable
WLS140-5-15	3W-240 Lumen LED (included)	6"	9"	3"	2 lbs.	ADA Compliant, 3000K, 80 CRI, Dimmable
WS101-10-15	(1) 100W Med.	5"	10"	4"	-	ADA Compliant, Polished Chrome finish
WS102-10-15	(2) 100W Med.	5"	19"	4"	-	ADA Compliant, Polished Chrome finish
WS1330-10-15	(1) 100W Med.	7"	12"	4"	-	ADA Compliant, Polished Chrome finish
WSL401-140-30	(5) 1W-610 Lumen LED (included)	5"	5"	5"	-	3000K, Concrete finish
WSL501-140-30	(5) 1W-610 Lumen LED (included)	5"	4"	5"	-	3000K, Concrete finish
WSL901-30-30	6W-380 Lumen LED (included)	5"	6"	1"	1 lb.	ADA Compliant, 3000K, 80 CRI
WSL1501-30-30	11W-860 Lumen LED (included)	5"	14"	3"	2 lbs.	ADA Compliant, 3000K, 90 CRI



ISLAND AND
GAME ROOM

70053-4




70023-4




70083-4





190-1-BK-G1




08030-AB




70113-4




190-1-BK-M


ITEM NO.	BULB	W	H	EXT.	WEIGHT	ADDITIONAL DETAILS
08030-AB	(2) 60W Med.	14"	8"	4"	2 lbs.	Tiffany Bronze Pocket Sconce ADA Compliant
70053-4	(4) 100W Med.	44"	18"	14"	28 lbs.	Tiffany Bronze with Tiffany Glass Shade
70083-4	(4) 100W Med.	44"	18"	14"	28 lbs.	Tiffany Bronze with Tiffany Glass Shade
70113-4	(4) 100W Med.	44"	18"	14"	28 lbs.	Tiffany Bronze with Tiffany Glass Shade

All fixtures have 3 ft. of chain and 12 ft. of wire.

Due to its hand-made nature, each piece of tiffany glass will vary slightly in color and pattern.

ITEM NO.	BULB	W	H	EXT.	WEIGHT	ADDITIONAL DETAILS
190-1-BK-G1	(3) 100W Med.	58"	14"	16"	29 lbs.	Matte Black with White Faux-Alabaster Glass Shades
190-1-BK-M	(3) 100W Med.	58"	14"	16"	24 lbs.	Matte Black with Metal Shades
70023-4	(4) 100W Med.	44"	18"	14"	28 lbs.	Tiffany Bronze with Tiffany Glass Shade

All fixtures have 3 ft. of chain and 12 ft. of wire.

Due to its hand-made nature, each piece of tiffany glass will vary slightly in color and pattern.



247-BK

70205/3



66190-1



70276/3



66195-3



70064-2



70061-3

ITEM NO.	BULB	W	H	EXT.	WEIGHT	ADDITIONAL DETAILS
247-BK	(3) 75W Med.	40"	20"	12"	19 lbs.	Matte Black finish with white-faux marble glass
66190-1	(1) 60W Med.	8"	8"	10"	2 lbs.	Oiled Bronze with Amber Restoration Glass
66195-3	(3) 100W Med.	57"	14"	16"	19 lbs.	Oiled Bronze with Amber Restoration Glass

ITEM NO.	BULB	W	H	EXT.	WEIGHT	ADDITIONAL DETAILS
70061-3	(3) 100W Med.	60"	14"	14"	19 lbs.	Tiffany Bronze finish with Mica and Tiffany glass
70064-2	(2) 60W Med.	10"	6"	5"	2 lbs.	Pocket Sconce
70205/3	(3) 100W Med.	60"	15"	14"	20 lbs.	Tiffany Bronze finish with tan mica/mercury glass shades
70276/3	(3) 100W Med.	54"	18"	15"	24 lbs.	Iron Rust finish with mercury glass shades

All fixtures have 3 ft. of chain and 12 ft. of wire.

Due to its hand-made nature, each piece of tiffany glass will vary slightly in color and pattern.

All fixtures have 3 ft. of chain and 12 ft. of wire.



190-11-TB-T8


168-SN




194-WD-G6




191-TB




Any billiard fixture which has G series glass is fully interchangeable with other G series Glass and can be ordered on a special order basis.




G1 Glass



G6 Glass



182-AC-M2




ITEM NO.	BULB	W	H	EXT.	WEIGHT	ADDITIONAL DETAILS
190-11-TB-T8	(3) 100W Med.	58"	16"	14"	29 lbs.	Tiffany Bronze with Tiffany Glass Shades
194-WD-G6	(3) 100W Med.	59"	9"	16"	25 lbs.	Wood Patina with Amber Gratina Glass Shades

ITEM NO.	BULB	W	H	EXT.	WEIGHT	ADDITIONAL DETAILS
168-SN	(3) 150W Med.	51"	15"	14"	10 lbs.	Satin Nickel with metal shades
182-AC-M2	(3) 100W Med.	58"	15"	16"	22 lbs.	Antique Copper with Textured Iron Shades
191-TB	(3) 100W Med.	63"	21"	16"	25 lbs.	Tiffany Bronze with Metal Shades

All fixtures have 3 ft. of chain and 12 ft. of wire.

All fixtures have 3 ft. of chain and 12 ft. of wire.



ITEM NO.	BULB	W	H	EXT.	WEIGHT	ADDITIONAL DETAILS
66115-3	(3) 100W Med.	47"	21"	13"	15 lbs.	Polished Nickel finish
66125-3	(3) 100W Med.	47"	21"	13"	15 lbs.	Satin Nickel finish
66135-3	(3) 100W Med.	47"	21"	13"	15 lbs.	Oiled Bronze finish
66145-3	(3) 100W Med.	47"	21"	13"	15 lbs.	Antique Copper finish

* 1-6" and 2-12" extension rods with hang straight included



ITEM NO.	BULB	W	H	EXT.	WEIGHT	ADDITIONAL DETAILS
66165-3	(3) 100W Med.	47"	21"	13"	15 lbs.	Satin Nickel finish, Gloss White metal shades
66585-3	(3) 100W Med.	47"	21"	13"	15 lbs.	Weathered Zinc finish with metal shades
66595-3	(3) 100W Med.	47"	21"	13"	15 lbs.	Satin Brass finish with metal shades

* 1-6" and 2-12" extension rods with hang straight included



66415-3
66410-1
66425-3
66430-1
66445-3
66435-3

ITEM NO.	BULB	W	H	EXT.	WEIGHT	ADDITIONAL DETAILS
66410-1	(1) 100W Med.	5"	13"	7"	4 lbs.	Polished Nickel finish with Cappa Shells
66415-3*	(3) 100W Med.	47"	21"	13"	24 lbs.	Polished Nickel finish with Cappa Shells
66425-3*	(3) 100W Med.	47"	21"	13"	24 lbs.	Satin Nickel finish with Cappa Shells
66430-1	(1) 100W Med.	5"	13"	7"	4 lbs.	Oiled Bronze finish with Cappa Shells
66435-3*	(3) 100W Med.	47"	21"	13"	24 lbs.	Oiled Bronze finish with Cappa Shells
66445-3*	(3) 100W Med.	47"	21"	13"	24 lbs.	Antique Copper finish with Cappa Shells

* 1-6" and 2-12" extension rods with hang straight included



66215-3
66110-1
66130-1
66225-3
66235-3
66245-3

ITEM NO.	BULB	W	H	EXT.	WEIGHT	ADDITIONAL DETAILS
66110-1	(1) 100W Med.	5"	13"	7"	4 lbs.	Polished Nickel finish with White Glass
66130-1	(1) 100W Med.	5"	13"	7"	4 lbs.	Oiled Bronze finish with Amber Glass
66215-3*	(3) 100W Med.	47"	21"	13"	24 lbs.	Polished Nickel finish with White Glass
66225-3*	(3) 100W Med.	47"	21"	13"	24 lbs.	Satin Nickel finish with White Glass
66235-3*	(3) 100W Med.	47"	21"	13"	24 lbs.	Oiled Bronze finish with Amber Glass
66245-3*	(3) 100W Med.	47"	21"	13"	24 lbs.	Antique Copper finish with White Glass

* 1-6" and 2-12" extension rods with hang straight included



55047/3



6552/3



73046-3



63010-2



7630/1



6502/3



ITEM NO.	BULB	W	H	EXT.	WEIGHT	ADDITIONAL DETAILS
55047/3	(3) 100W Med.	59"	16"	14"	18 lbs.	Oil Rubbed Bronze with opal white glass shades
63010-2	(2) 60W Cand.	12"	17"	7"	4 lbs.	Aged Bronze finish, tan linen shades included
73046-3	(3) 100W Med.	54"	19"	-	9 lbs.	Aged Bronze finish, tan linen shades included

ITEM NO.	BULB	W	H	EXT.	WEIGHT	ADDITIONAL DETAILS
6502/3	(3) 75W Med.	43"	26-38"	12"	11 lbs.	Satin Nickel finish
6552/3	(3) 75W Med.	43"	26-38"	12"	11 lbs.	Aged Bronze finish
7630/1	(1) 75W Med.	7"	12"	8"	2 lbs.	G16 1/2 bulbs recommended, Satin Nickel finish



65273-3



65163-3



ITEM NO.	BULB	W	H	EXT.	WEIGHT	ADDITIONAL DETAILS
65163-3	(3) 100W Med.	56"	33-54"	13"	24 lbs.	Weathered Zinc finish with metal shades
65273-3	(3) 100W Med.	56"	33-54"	13"	24 lbs.	Tarnished Brass finish with metal shades



18256/3



65151-3



ITEM NO.	BULB	W	H	EXT.	WEIGHT	ADDITIONAL DETAILS
18256/3	(3) 100W Med.	45"	13"	12"	12 lbs.	Black/Brushed Gold accents with metal shades
65151-3	(3) 100W Med.	56"	33-54"	13"	17 lbs.	Oiled Bronze finish with metal shades



65152/3



14040/1



57083/3



ITEM NO.	BULB	W	H	EXT.	WEIGHT	ADDITIONAL DETAILS
65152/3	(3) 100W Med.	62"	39-72"	17"	84 lbs.	Vintage Brass/Vintage Rust finish with metal shades

ITEM NO.	BULB	W	H	EXT.	WEIGHT	ADDITIONAL DETAILS
14040/1	(1) 100W Med.	19"	20"	-	7 lbs.	Dark Rust finish, (16) wine glasses included
57083/3	(3) 100W Med.	52"	41"	15"	23 lbs.	Weathered Zinc shades, Polished Nickel finish



NOVELTY



5084/1



BI PLANE

Experience the adventure of a ride in this barnstomer of yesteryear. Satin glass with a Walnut finish.



5051/1



PROP PLANE

Fly away with this Satin Nickel prop plane, made of satin and clear glass.



5123/1



SOCCER BALL



5138/2



HOCKEY RINK



5082/2



RACECAR

Race around the track with this sleek racecar.



5089/3



SPACEMEN

ITEM NO.	BULB	W	H	EXT.	WEIGHT	ADDITIONAL DETAILS
5051/1	(1) 60W Med.	19"	16"	16"	6 lbs.	Satin Nickel finish
5082/2	(2) 60W Med.	26"	7"	9"	9 lbs.	Satin Nickel finish
5084/1	(1) 60W Med.	20"	12"	18"	7 lbs.	Walnut finish

ITEM NO.	BULB	W	H	EXT.	WEIGHT	ADDITIONAL DETAILS
5089/3	(2) 60W Cand. (1) 60W Med.	16"	10"	-	6 lbs.	Satin Nickel finish
5123/1	(1) 60W Med.	10"	11"	-	2 lbs.	White finish, includes 6' of cord
5138/2	(2) 60W Med.	22"	12"	12"	14 lbs.	White finish, includes 6' of cable



Bottom View

202-CL

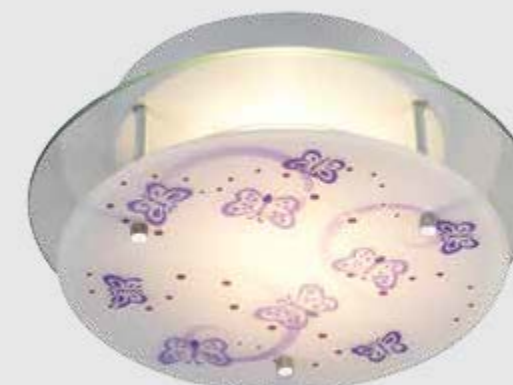


CLOUDS

Daydreams will soar to new heights in the company of these fluffy white clouds drifting across a tranquil blue sky.



21005/2



21007/2



205-WM



WORLD MAP

Your young explorer will travel the world with this illuminated explorer's map.



Bottom View



5088/3




NIGHT SKY

Light up the night with this celestial sky. Satin white glass with stars and moon.



21008/2



Bottom View

200-MN



MOONSHINE

Glow in the dark! Moonshine offers a playful composition by daylight, while soothing your child into a peaceful slumber by night. Glows gently.

ITEM NO.	BULB	W	H	EXT.	WEIGHT	ADDITIONAL DETAILS
200-MN	(3) 60W Med.	17"	6"	-	6 lbs.	Glows in the dark
202-CL	(3) 60W Med.	17"	6"	-	6 lbs.	
205-WM	(3) 60W Med.	17"	6"	-	6 lbs.	

ITEM NO.	BULB	W	H	EXT.	WEIGHT	ADDITIONAL DETAILS
5088/3	(3) 60W Med.	16"	5"	-	5 lbs.	
21005/2	(2) 60W Med.	13"	4"	-	4 lbs.	White finish
21007/2	(2) 60W Med.	13"	4"	-	4 lbs.	White finish
21008/2	(2) 60W Med.	13"	4"	-	4 lbs.	White finish



OUTDOOR

HCWO dimension represents the distance from the center of the junction box to the highest point of the fixture.



45090/1



45092/1



45091/1



45314/1



45316/1



45315/1



ITEM NO.	BULB	W	H	MAX. H	EXT.	HCWO	WEIGHT	ADDITIONAL DETAILS
45090/1	(1) 100W Med.	5"	14"	-	7"	2"	3 lbs.	
45091/1	(1) 100W Med.	7"	18"	-	8"	2"	7 lbs.	
45092/1	(1) 100W Med.	5"	13"	51"	-	-	4 lbs.	3' of chain

MEDITERRANO

The tapering rectangular design of the Meditterano collection provides transitional styling through its clean lines and clear seedy glass. The Charcoal finish allows the series to be utilized in a range of diverse facades.

ITEM NO.	BULB	W	H	MAX. H	EXT.	HCWO	WEIGHT	ADDITIONAL DETAILS
45314/1	(1) 100W Med.	7"	12"	-	7"	6"	6 lbs.	
45315/1	(1) 100W Med.	9"	15"	-	9"	8"	8 lbs.	
45316/1	(1) 100W Med.	11"	18"	-	11"	9"	15 lbs.	

GLASS TOWER

The Glass Tower collection was architecturally inspired with bold vertical and horizontal lines and clear glass "windows". A Matte Black finished framework has recessed surfaces that break up the planer surfaces while a broad front and shallow extension keep a sleek close-to-wall profile.



45145/1



45146/1



45147/1



45144/1



45148/1



B I A N C A

The Bianca collection exhibits slender lines and curved glass to provide a fresh update to outdoor settings. The glass is carefully curved to match the frame's profile which is finished in Hazelnut Bronze.

ITEM NO.	BULB	W	H	MAX. H	EXT.	HCWO	WEIGHT	ADDITIONAL DETAILS
45144/1	(1) 60W Med.	6"	13"	-	7"	3"	5 lbs.	Bulb #1099 optional
45145/1	(1) 100W Med.	8"	16"	-	10"	4"	8 lbs.	Bulb #1099 optional
45146/1	(1) 100W Med.	10"	20"	-	12"	4"	15 lbs.	Bulb #1099 optional
45147/1	(1) 100W Med.	8"	14"	52"	-	-	7 lbs.	Bulb #1099 optional, 3' of chain
45148/1	(1) 100W Med.	8"	15"	-	-	-	7 lbs.	Bulb #1099 optional



45085/1



45086/1



45087/1



45187/1



45185/1



45186/1

C R O F T W E L L

This series has bold, yet clean styling with a square, opal white or clear blown glass shade and a modern Textured Matte Black finish.

ITEM NO.	BULB	W	H	MAX. H	EXT.	HCWO	WEIGHT	ADDITIONAL DETAILS
45085/1	(1) 100W Med.	6"	12"	-	7"	6"	5 lbs.	
45086/1	(1) 100W Med.	7"	15"	-	8"	7"	7 lbs.	
45087/1	(1) 100W Med.	8"	17"	-	10"	7"	10 lbs.	
45185/1	(1) 100W Med.	6"	12"	-	7"	6"	5 lbs.	Bulb #1099 optional
45186/1	(1) 100W Med.	7"	15"	-	8"	7"	7 lbs.	Bulb #1099 optional
45187/1	(1) 100W Med.	8"	17"	-	10"	7"	10 lbs.	Bulb #1099 optional



42095/1



42096/2



42395/1



42396/2



45171/1



45170/1



45181/1



45180/1



Can be used indoors or outdoors

ITEM NO.	BULB	W	H	EXT.	HCWO	WEIGHT	ADDITIONAL DETAILS
42095/1	(1) 60W Med.	7"	17"	4"	6"	4 lbs.	
42096/2	(2) 60W Med.	9"	22"	5"	9"	7 lbs.	
42395/1	(1) 60W Med.	7"	17"	4"	6"	4 lbs.	
42396/2	(2) 60W Med.	9"	22"	5"	9"	7 lbs.	

TREVOT

The Trevot collection emphasizes a strong geometric design with vertical and horizontal lines surrounding a half cylindrical shape. Finishes include Sunset Silver or Graphite, both with frosted glass.

ITEM NO.	BULB	W	H	MAX. H	EXT.	HCWO	WEIGHT	ADDITIONAL DETAILS
45170/1	(1) 60W Med.	5"	13"	-	4"	7"	4 lbs.	ADA Compliant, Bulb #1099 optional
45171/1	(1) 60W Med.	6"	17"	-	4"	8"	7 lbs.	ADA Compliant, Bulb #1103 optional
45180/1	(1) 60W Med.	5"	13"	-	4"	7"	4 lbs.	ADA Compliant, Bulb #1099 optional
45181/1	(1) 60W Med.	6"	17"	-	4"	8"	7 lbs.	ADA Compliant, Bulb #1103 optional

TRENTON

The Trenton collection has a compact ADA design that cleverly houses our optional filament bulb, shown through clear glass panels and a Blackened Bronze or Silvery Ash finish.



45161/1



45160/1



Shown from side view



45190/LED



45191/LED



***Products exceed Title 24 compliance standards**

Can be used indoors or outdoors

ITEM NO.	BULB	W	H	MAX. H	EXT.	HCWO	WEIGHT	ADDITIONAL DETAILS
45160/1	(1) 60W Med.	10"	14"	-	9"	7"	8 lbs.	Bulb #1099 optional
45161/1	(1) 60W Med.	10"	19"	-	9"	8"	10 lbs.	Bulb #1103 optional


ITEM NO.	LED	W	H	MAX. H	EXT.	HCWO	WEIGHT	ADDITIONAL DETAILS
45190/LED	(1) 6W-360 Lumen LED (integrated)	6"	14"	-	4"	5"	5 lbs.	ADA Compliant, 2700K, 80 CRI
45191/LED	(1) 11W-710 Lumen LED (integrated)	8"	16"	-	4"	4"	7 lbs.	ADA Compliant, 2700K, 80 CRI

I N V E R S E

This modern design features a triangular-shaped lantern and backplate, each facing back to back forming an inverse triangle design. Panels of seeded glass emit light through the three sides, with the rear facing panels emitting backlight. The sharp lines are boldly shown with a Matte Black finish.

J E R E M Y

The Jeremy outdoor light, finished in Matte Black, integrates an LED light into its compact ADA design. The low-profile look is further enhanced by the sides recessing inward, producing an elevated "floating face" in front. A water glass panel in front and side strips provide a crisp light.



45232/LED




45231/LED


LED

***Products exceed Title 24 compliance standards**



45240/LED




45230/LED


Can be used indoors or outdoors



45233/LED


PIERRE

Our Pierre collection LED outdoor series casts a soft, backlit glow of light and features stylish Charcoal-finished metalwork expressed in a range of modern angular forms. Choose from an all metal design or one with hand-formed iced glass.

ITEM NO.	LED	W	H	MAX. H	EXT.	HCWO	WEIGHT	ADDITIONAL DETAILS
45230/LED	(1) 11W-665 Lumen LED (integrated)	6"	12"	-	3"	7"	4 lbs.	ADA Compliant, 2700K, 80 CRI
45231/LED	(1) 11W-665 Lumen LED (integrated)	5"	11"	-	4"	6"	4 lbs.	ADA Compliant, 2700K, 80 CRI
45232/LED	(2) 11W-665 Lumen LED (integrated)	5"	19"	-	4"	10"	7 lbs.	ADA Compliant, 2700K, 80 CRI
45233/LED	(1) 11W-665 Lumen LED (integrated)	8"	15"	-	5"	9"	8 lbs.	2700K, 80 CRI
45240/LED	(1) 11W-665 Lumen LED (integrated)	4"	12"	-	4"	10"	1 lb.	ADA Compliant, 2700K, 80 CRI



42520/LED



LED

***Products exceed Title 24 compliance standards**

Can be used indoors or outdoors



42540/LED



ITEM NO.	LED	W	H	MAX. H	EXT.	HCWO	WEIGHT	ADDITIONAL DETAILS
42520/LED	(1) 6W-480 Lumen LED (integrated)	5"	10"	-	5"	3"	1 lb.	2700K, 80 CRI
42540/LED	(1) 6W-480 Lumen LED (integrated)	5"	13"	-	6"	2"	2 lbs.	2700K, 80 CRI

DENISON

The Denison outdoor sconce has a cylinder-shaped water glass highlighted by an LED light and finished in Matte Black.

JULIUS

The Julius outdoor light uses an LED to reflect down onto a water glass panel of glass. The Clay Bronze finish offers a warm compliment to the design.



43010/1



43020/1



LED

***Products exceed Title 24 compliance standards**

ITEM NO.	BULB	W	H	EXT.	HCWO	WEIGHT	ADDITIONAL DETAILS
43010/1	(1) 6W-246 Lumen LED (included)	4"	12"	5"	5"	3 lbs.	Matte Black finish
43020/1	(1) 6W-246 Lumen LED (included)	4"	12"	5"	5"	3 lbs.	Hazelnut Bronze finish

FREEPORT

This collection provides energy savings with transformer free LED technology. Made of durable cast aluminum construction, this series is offered in a Hazelnut Bronze finish with amber glass or Matte Black finish with frosted glass.



45267/LED



***Products exceed Title 24 compliance standards**

LED

45265/LED



***Products exceed Title 24 compliance standards**

45266/LED



ITEM NO.	BULB	W	H	MAX. H	EXT.	HCWO	WEIGHT	ADDITIONAL DETAILS
45265/LED	(1) 8W-550 Lumen LED (included)	5"	10"	-	7"	4"	3 lbs.	2700K, 90 CRI, Dimmable
45266/LED	(1) 12W-800 Lumen LED (included)	6"	13"	-	8"	4"	5 lbs.	2700K, 90 CRI, Dimmable
45267/LED	(1) 12W-800 Lumen LED (included)	7"	16"	-	9"	5"	7 lbs.	2700K, 90 CRI, Dimmable

ESTACADA

The Estacada collection takes a modernist approach with an opal white glass tube evenly lit by an LED. The light is diffused by a perforated metal screen for a dramatic effect. Finished in Matte Black.



45276/LED



***Products exceed Title 24 compliance standards**

LED

45275/LED



ITEM NO.	BULB	W	H	MAX. H	EXT.	HCWO	WEIGHT	ADDITIONAL DETAILS
45275/LED	(1) 8W-550 Lumen LED (included)	4"	10"	-	5"	2"	3 lbs.	2700K, 90 CRI, Dimmable
45276/LED	(1) 12W-800 Lumen LED (included)	6"	13"	-	6"	3"	7 lbs.	2700K, 90 CRI, Dimmable

*Must be mounted as shown


EMODE

The Emode LED outdoor sconce showcases crisp lines and refined styling with a solid cut corner crystal clasped by a Matte Black finished backplate. Seeds inside the crystal catch the LED light for a sparkling presentation.



42530/LED




45133/LED


LED

***Products exceed Title 24 compliance standards**

Can be used indoors or outdoors

ITEM NO.	BULB	W	H	MAX. H	EXT.	HCWO	WEIGHT	ADDITIONAL DETAILS
45133/LED	(1) 6W-470 Lumen LED (integrated)	14"	5"	-	-	-	4 lbs.	3000K, 80 CRI
42530/LED	(1) 17W-1530 Lumen LED (integrated)	10"	17"	-	6"	9"	4 lbs.	2700K, 80 CRI

Z U L L E

This sleek design uses an opal white glass shade clasped within a Matte Black frame.

C O L B Y

The Colby outdoor collection is constructed of cast aluminum with Matte Silver finish and uses integrated LED lighting inside of its white acrylic diffuser.



45026/1




45025/1




45027/1


ITEM NO.	BULB	W	H	MAX. H	EXT.	HCWO	WEIGHT	ADDITIONAL DETAILS
45025/1	(1) 60W Med.	5"	10"	-	6"	5"	3 lbs.	Bulb #1092 optional
45026/1	(1) 60W Med.	7"	14"	-	9"	7"	6 lbs.	Bulb #1092 optional
45027/1	(1) 100W Med.	6"	14"	52"	-	-	4 lbs.	Bulb #1092 optional, 3' of chain

A M B L E R

Using a clean, refined design, the Ambler series presents a clear cylinder glass diffuser and frame finished in Oil Rubbed Bronze.



45116/1



45117/1



45118/1



42550/1



46080/1

ITEM NO.	BULB	W	H	MAX. H	EXT.	HCWO	WEIGHT	ADDITIONAL DETAILS
45116/1	(1) 60W Med.	5"	11"	-	6"	9"	2 lbs.	Bulb #1092 optional
45117/1	(1) 100W Med.	6"	13"	-	8"	10"	3 lbs.	Bulb #1092 optional
45118/1	(1) 100W Med.	6"	12"	48"	-	-	4 lbs.	Bulb #1092 optional, 3' of chain

MULLEN GATE

This series has a simplified tapering profile with a clear glass diffuser that is rounded on the bottom and metalwork finished in Oil Rubbed Bronze.

ITEM NO.	BULB	W	H	MAX. H	EXT.	HCWO	WEIGHT	ADDITIONAL DETAILS
42550/1	(1) 75W Med.	7"	12"	-	8"	3"	3 lbs.	Bulb #1092 optional
46080/1	(1) 60W Med.	7"	11"	-	6"	3"	2 lbs.	Bulb #1092 optional

LOWDEN

The Lowden outdoor wall sconce features a nautical design with clear seeded glass and frame in Hazelnut Bronze.

FRAMPTON

This outdoor wall sconce has a clear glass that is "framed" with metalwork cleverly held by oversized thumbscrews and an Aged Bronze finish.



08163-MBG



08160-MBG



Shown with decorative ring (included)



08161-MBG



08169-MBG



08162-MBG



MADISON

A pristine balance between form and function is achieved with this colonial period rejuvenation series. The Matte Black finish has subtle hand applied gold highlights that grace the antique profile of the fixtures. The water glass diffusers lend a touch of additional texture to complete the stylish impact. Use with or without the decorative ring that is provided with the series.

ITEM NO.	BULB	W	H	EXT.	HCWO	WEIGHT	ADDITIONAL DETAILS
08160-MBG	(1) 100W Med.	11"	17"	-	-	9 lbs.	3' of chain
08161-MBG	(1) 100W Med.	7"	11"	8"	2"	3 lbs.	Decorative ring included
08162-MBG	(1) 100W Med.	9"	14"	10"	3"	6 lbs.	Decorative ring included
08163-MBG	(1) 100W Med.	11"	18"	12"	3"	8 lbs.	Decorative ring included
08169-MBG	(1) 100W Med.	9"	16"	-	-	6 lbs.	Post Mount, Decorative ring included



45202/LED



45201/LED

LED

***Products exceed Title 24 compliance standards**



45203/LED



45200/LED



45204/LED

NEWCASTLE

The Newcastle collection uses a concealed LED light that highlights the subtle ripples of the clear water glass panels. The frame has clean, thin lines and a Matte Black finish.

ITEM NO.	LED	W	H	MAX. H	EXT.	HCWO	WEIGHT	ADDITIONAL DETAILS
45200/LED	(1) 6W-360 Lumen LED (integrated)	7"	13"	-	7"	3"	5 lbs.	2700K, 80 CRI, Dimmable
45201/LED	(1) 6W-360 Lumen LED (integrated)	8"	17"	-	8"	3"	7 lbs.	2700K, 80 CRI, Dimmable
45202/LED	(1) 11W-710 Lumen LED (integrated)	11"	22"	-	11"	4"	12 lbs.	2700K, 80 CRI, Dimmable
45203/LED	(1) 6W-360 Lumen LED (integrated)	8"	16"	55"	7"	-	7 lbs.	2700K, 80 CRI, Dimmable
45204/LED	(1) 6W-360 Lumen LED (integrated)	8"	19"	-	7"	-	7 lbs.	2700K, 80 CRI, Dimmable



45015/1



45017/1



45016/1



45018/1



ITEM NO.	BULB	W	H	MAX. H	EXT.	HCWO	WEIGHT	ADDITIONAL DETAILS
45015/1	(1) 60W Med.	6"	9"	-	7"	3"	3 lbs.	Bulb #1092 optional
45016/1	(1) 100W Med.	8"	11"	-	9"	4"	4 lbs.	Bulb #1092 optional
45017/1	(1) 100W Med.	8"	12"	50"	-	-	4 lbs.	Bulb #1092 optional, 3' of chain
45018/1	(1) 100W Med.	8"	13"	-	-	-	4 lbs.	Bulb #1092 optional

ASPEN LODGE

Our Aspen Lodge outdoor fixtures balance clean, Arts and Crafts-style lines with a distinctive metal mesh surrounding clear seedy glass. Finished in Matte Black.



42260/1



LED

***Products exceed Title 24 compliance standards**



42261/1



ITEM NO.	BULB	W	H	EXT.	HCWO	WEIGHT	ADDITIONAL DETAILS
42260/1	(1) 6W-246 Lumen LED (included)	8"	14"	9"	4"	4 lbs.	
42261/1	(1) 6W-246 Lumen LED (included)	10"	17"	12"	5"	5 lbs.	

LAPUENTE

The Lapuente collection combines the latest in transformer-free LED technology with refined mission styling. A cast aluminum frame finished in Matte Black contrasts nicely with water glass that casts a soft, unobtrusive light.

45095/1



45096/1



45097/1



ITEM NO.	BULB	W	H	MAX. H	EXT.	HCWO	WEIGHT	ADDITIONAL DETAILS
45095/1	(1) 100W Med.	6"	12"	-	7"	6"	4 lbs.	
45096/1	(1) 100W Med.	7"	16"	-	10"	7"	7 lbs.	
45097/1	(1) 100W Med.	9"	18"	-	11"	7"	9 lbs.	

WINONA

The Winona collection's warm, charming elements of amber glass and a Hazelnut Bronze finish is a welcomed addition to an array of exterior facades. The cylindrical design of the glass and metal accoutrements garners attention from every vantage point.

62000-1



62001-1



ITEM NO.	BULB	W	H	EXT.	HCWO	WEIGHT	ADDITIONAL DETAILS
62000-1	(1) 100W Med.	12"	15"	13"	10"	4 lbs.	
62001-1	(1) 100W Med.	11"	14"	22"	11"	4 lbs.	

STREETSIDE CAFÉ

Capture the charm of an outdoor café lantern. The Matte Black ironwork and heavy seeded blown glass achieves an authentic old world style.



388-AC



381-AC



389-AC



385-AC



389-BK



381-BK



388-BK



385-BK



R U S T I C A

Bring storybook flair to an old English, cottage or Spanish revival-style home with the Rustica Collection. Hand-hammered iron and Scavo seedy-glass cylinders characterize this series, which may be ordered in Matte Black with White Scavo glass and Antique Copper with Amber Scavo glass. They may be used in both indoor and outdoor locations.

ITEM NO.	BULB	W	H	EXT.	HCWO	WEIGHT	ADDITIONAL DETAILS
381-AC	(1) 75W Med.	8"	14"	9"	8"	7 lbs.	Antique Copper finish
381-BK	(1) 75W Med.	8"	14"	9"	8"	7 lbs.	Matte Black finish
385-AC	(1) 75W Med.	10"	19"	14"	14"	11 lbs.	Antique Copper finish
385-BK	(1) 75W Med.	10"	19"	14"	14"	11 lbs.	Matte Black finish
388-AC	(1) 75W Med.	7"	18"	-	-	7 lbs.	Antique Copper finish
388-BK	(1) 75W Med.	7"	18"	-	-	7 lbs.	Matte Black finish
389-AC	(3) 60W Cand.	12"	26"	-	-	14 lbs.	Antique Copper finish
389-BK	(3) 60W Cand.	12"	26"	-	-	14 lbs.	Matte Black finish



42253/2



45041/1



45031/1



45040/1



Weathered Charcoal



45042/1



45030/1



Regal Bronze



45032/1



SEARSPORT

The simple, yet functional design of the Searsport collection features cast aluminum construction finished in Regal Bronze or Weathered Charcoal and a water glass diffuser.

ITEM NO.	BULB	W	H	EXT.	HCWO	WEIGHT	ADDITIONAL DETAILS
42253/2	(2) 60W Med.	11"	6"	-	-	5 lbs.	
45030/1	(1) 100W Med.	8"	13"	9"	6"	2 lbs.	
45031/1	(1) 100W Med.	8"	10"	-	-	3 lbs.	3' of chain
45032/1	(1) 100W Med.	8"	15"	-	-	3 lbs.	
45040/1	(1) 100W Med.	8"	13"	9"	6"	2 lbs.	
45041/1	(1) 100W Med.	8"	10"	-	-	3 lbs.	3' of chain
45042/1	(1) 100W Med.	8"	15"	-	-	3 lbs.	



42007/1



42006/1



42005/1



42405/1



42406/1

M A R I T I M E

Whether you live by the sea or are a sailor at heart, these fixtures are ideal for those of the nautical persuasion. Finishes include Hazelnut Bronze with a clear, lightly seeded glass or Graphite with frosted glass.

ITEM NO.	BULB	W	H	EXT.	HCWO	WEIGHT	ADDITIONAL DETAILS
42005/1	(1) 60W Med.	9"	10"	11"	4"	2 lbs.	Hazelnut Bronze finish
42006/1	(1) 60W Med.	9"	12"	11"	6"	2 lbs.	Hazelnut Bronze finish
42007/1	(1) 60W Med.	9"	10"	-	-	2 lbs.	3' of chain, Hazelnut Bronze finish
42405/1	(1) 60W Med.	9"	10"	11"	4"	2 lbs.	Graphite finish
42406/1	(1) 60W Med.	9"	12"	11"	6"	2 lbs.	Graphite finish



47011/1



47021/1



66700-1



66702-1



Brass and Aluminum Construction



47010/1



47020/1



ITEM NO.	BULB	W	H	EXT.	HCWO	WEIGHT	ADDITIONAL DETAILS
47010/1	(1) 60W Med.	8"	8"	9"	4"	1 lb.	
47011/1	(1) 60W Med.	8"	9"	-	-	2 lbs.	
47020/1	(1) 60W Med.	8"	8"	9"	4"	1 lb.	
47021/1	(1) 60W Med.	8"	9"	-	-	2 lbs.	

MARINA

The Marina collection features a charming nautical appeal that will illuminate your outdoor space with distinctive style. Finished in Hazelnut Bronze or Matte Silver.

ITEM NO.	BULB	W	H	EXT.	HCWO	WEIGHT	ADDITIONAL DETAILS
66700-1	(1) 60W Med.	9"	12"	10"	2"	2 lbs.	Bulb #1092 optional
66702-1	(1) 60W Med.	9"	14"	14"	7"	3 lbs.	Bulb #1092 optional

INSULATOR GLASS

The Insulator Glass collection was inspired by the glass relics that adorned the top of telegraph lines at the turn of the 20th century. Acting as the centerpiece of this series is the recognizable shape of the glass insulator, made from thick clear glass that is complimented by solid cast hardware designed with an industrial aesthetic. Finished in Brushed Aluminum.



47045/1



46090/1



45213/1



**Can be used
indoors or outdoors**



45212/1



ITEM NO.	BULB	W	H	MAX. H	EXT.	HCWO	WEIGHT	ADDITIONAL DETAILS
46090/1	(1) 60W Med.	7"	11"	-	8"	3"	3 lbs.	Bulb #1092 optional
47045/1	(1) 60W Med.	8"	15"	-	9"	4"	3 lbs.	

WESTPORT

The Westport outdoor sconce, finished in Weathered Charcoal, features a restoration stepped design with an outward flaring ribbed glass diffuser.

FULLERTON

The Fullerton outdoor wall sconce has a tapering shape with mission style Matte Black metalwork and clear glass.

ITEM NO.	BULB	W	H	MAX. H	EXT.	HCWO	WEIGHT	ADDITIONAL DETAILS
45212/1	(1) 60W Med.	7"	13"	-	8"	3"	2 lbs.	
45213/1	(1) 60W Med.	7"	10"	49"	-	-	2 lbs.	

VANDON

Great for entrances and nooks, the Vandon collection has a touch of industrial style. Utilitarian features such as a cast iron elbow and a decorative cage enhance the clear glass shade, while the Charcoal finish adds to the historic appeal.



45250/1




45251/1




42510/LED


LED

***Products exceed Title 24 compliance standards**

ITEM NO.	BULB	W	H	MAX. H	EXT.	HCWO	WEIGHT	ADDITIONAL DETAILS
45250/1	(1) 60W Med.	5"	9"	-	7"	3"	1 lb.	
45251/1	(1) 60W Med.	7"	12"	-	9"	4"	2 lbs.	
42510/LED	(1) 6W-480 Lumen LED (integrated)	8"	13"	-	9"	5"	3 lbs.	2700K, 80 CRI

CHANNING

The Channing outdoor sconce has an industrial backplate and arm combination with a Matte Black finish and clear ribbed glass.

OSAGE

The Osage outdoor wall sconce has a wire cage design that surrounds a clever bulb-shaped seeded glass diffuser, which catches light from an LED. A Weathered Charcoal finish keeps the look rustic.



42286/1




42284/1




42285/1


ITEM NO.	BULB	W	H	EXT.	HCWO	WEIGHT	ADDITIONAL DETAILS
42284/1	(1) 100W Med.	7"	12"	9"	6"	2 lbs.	
42285/1	(1) 100W Med.	11"	18"	13"	8"	5 lbs.	
42286/1	(1) 100W Med.	11"	16"	-	-	4 lbs.	3' of chain

PORTSIDE

Years ago, nautical lighting was purpose built to withstand heavy storms and battering winds. Inspired by those nostalgic lighting fixtures, this series has a simple and charming design finished in Matte Black with clear blown glass.



45120/1



45121/1



45066/1



45065/1



45067/1

ITEM NO.	BULB	W	H	MAX. H	EXT.	HCWO	WEIGHT	ADDITIONAL DETAILS
45120/1	(1) 100W Med.	8"	15"	-	10"	6"	4 lbs.	Bulb #1092 optional
45121/1	(1) 100W Med.	8"	13"	51"	-	-	4 lbs.	Bulb #1092 optional, 3' of chain

SAN MATEO

The San Mateo series has a refined Mission style with an open cage surrounding clear seedy glass and a Textured Matte Black finish.

ITEM NO.	BULB	W	H	MAX. H	EXT.	HCWO	WEIGHT	ADDITIONAL DETAILS
45065/1	(1) 60W Med.	6"	13"	-	7"	4"	4 lbs.	Bulb #1092 optional
45066/1	(1) 100W Med.	8"	18"	-	10"	6"	6 lbs.	Bulb #1092 optional
45067/1	(1) 100W Med.	8"	18"	56"	-	-	6 lbs.	Bulb #1092 optional, 3' of chain

CROWLEY

The Crowley outdoor collection has a slender unencumbered shape, finished in Hazelnut Bronze and clear seedy glass.



47044/1




47043/1


47040/1




47042/1




47041/1


VILLAGE LANTERN

Historic charm is captured in the Village Lantern collection. This series has a clear glass fount inside a Weathered Charcoal finished wire frame. The handle that adorns the top of the fixture captures the authenticity reminiscent of the function these type of lights had years ago.

ITEM NO.	BULB	W	H	MAX. H	EXT.	HCWO	WEIGHT	ADDITIONAL DETAILS
47040/1	(1) 60W Med.	6"	13"	-	8"	5"	3 lbs.	
47041/1	(1) 60W Med.	8"	21"	-	-	-	5 lbs.	
47042/1	(1) 60W Med.	8"	17"	-	10"	6"	4 lbs.	
47043/1	(1) 60W Med.	8"	17"	91"	-	-	5 lbs.	3' of chain
47044/1	(1) 60W Med.	9"	18"	-	11"	6"	5 lbs.	



ITEM NO.	BULB	W	H	EXT.	HCWO	WEIGHT	ADDITIONAL DETAILS
62005-1	(1) 60W Med.	7"	15"	10"	8"	5 lbs.	
62006-1	(1) 60W Med.	8"	16"	-	-	4 lbs.	3' of chain
62007-1	(1) 60W Med.	7"	20"	-	-	3 lbs.	

WIKSHIRE

Reminiscent of turn of the century gas lights, the Wikshire collection is crafted with the same high quality and historical attributes of that period. Cracked blown glass diffuses the light while a Coffee Bronze finish exudes warmth and tradition.



ITEM NO.	BULB	W	H	EXT.	HCWO	WEIGHT	ADDITIONAL DETAILS
43016/1	(1) 60W Med.	6"	14"	7"	2"	2 lbs.	
43017/1	(1) 60W Med.	6"	14"	-	-	2 lbs.	3' of chain

FARMSTEAD

Lanterns have been widely used for portable lighting for hundreds of years until the time electricity reached rural farming areas. Its simple design and function made it one of the most practical and widely used devices in history. This series carries on this historic design style with clear water glass and period authentic Matte Black finish.



87021/1



87022/1



87023/1



87020/1



87024/1

M A D A G A S C A R

This series, finished in Matte Black, is constructed of solid cast aluminum for excellent outdoor durability. With European influences, the unique ball-shaped cage and warm amber glass make for a striking addition to an outdoor entrance.

ITEM NO.	BULB	W	H	MAX. H	EXT.	HCWO	WEIGHT	ADDITIONAL DETAILS
87020/1	(1) 40W Med.	7"	13"	-	9"	9"	2 lbs.	
87021/1	(1) 60W Med.	9"	16"	-	11"	11"	4 lbs.	
87022/1	(1) 100W Med.	11"	19"	-	13"	12"	5 lbs.	
87023/1	(1) 60W Med.	9"	14"	53"	-	-	3 lbs.	3' of chain
87024/1	(1) 60W Med.	9"	16"	-	-	-	3 lbs.	



45111/1



45112/1



45113/1



45110/1




45114/1

C O S T A M E S A

Quality details abound in this mission inspired outdoor series which is crafted from solid cast aluminum, hammered water glass and a Weathered Charcoal finish.

ITEM NO.	BULB	W	H	MAX. H	EXT.	HCWO	WEIGHT	ADDITIONAL DETAILS
45110/1	(1) 100W Med.	7"	13"	-	10"	3"	3 lbs.	
45111/1	(1) 100W Med.	9"	17"	-	12"	5"	6 lbs.	
45112/1	(1) 100W Med.	11"	20"	-	14"	5"	8 lbs.	
45113/1	(1) 100W Med.	9"	14"	52"	-	-	5 lbs.	3' of chain
45114/1	(1) 100W Med.	9"	20"	-	-	-	5 lbs.	




45302/1





45301/1





45303/1




45304/1




45300/1


STRADELLI

The Stradelli outdoor collection has Italianesque influence with fluted columns, detailed arches, and stepped caps. Constructed of cast aluminum in Hazelnut Bronze and clear water glass.

ITEM NO.	BULB	W	H	MAX. H	EXT.	HCWO	WEIGHT	ADDITIONAL DETAILS
45300/1	(1) 60W Med.	5"	10"	-	7"	3"	3 lbs.	Bulb #1092 optional
45301/1	(1) 100W Med.	7"	14"	-	9"	4"	5 lbs.	Bulb #1092 optional
45302/1	(1) 100W Med.	9"	18"	-	11"	4"	8 lbs.	Bulb #1092 optional
45303/1	(1) 100W Med.	7"	13"	51"	-	-	5 lbs.	Bulb #1092 optional, 3' of chain
45304/1	(1) 100W Med.	7"	15"	-	-	-	5 lbs.	Bulb #1092 optional



87041/1



87042/1



87043/1



87040/1



87044/1

LOWELL

The Lowell outdoor collection features an updated design presence with a welcoming cut-corner angular design and clear halophane glass. Made from solid cast aluminum for outdoor longevity, this series is finished in a versatile Matte Black color.

ITEM NO.	BULB	W	H	MAX. H	EXT.	HCWO	WEIGHT	ADDITIONAL DETAILS
87040/1	(1) 60W Med.	6"	13"	-	7"	5"	3 lbs.	
87041/1	(1) 100W Med.	7"	17"	-	10"	6"	6 lbs.	
87042/1	(1) 100W Med.	9"	20"	-	10"	7"	8 lbs.	
87043/1	(1) 100W Med.	7"	13"	51"	-	-	5 lbs.	3' of chain
87044/1	(1) 100W Med.	7"	17"	-	-	-	5 lbs.	



ITEM NO.	BULB	W	H	MAX. H	EXT.	HCWO	WEIGHT	ADDITIONAL DETAILS
45045/1	(1) 60W Med.	6"	12"	-	8"	4"	3 lbs.	Bulb #1092 optional
45046/1	(1) 100W Med.	8"	16"	-	9"	4"	5 lbs.	Bulb #1092 optional
45047/1	(1) 100W Med.	8"	15"	53"	-	-	5 lbs.	Bulb #1092 optional, 3' of chain
45048/1	(1) 100W Med.	8"	17"	-	-	-	4 lbs.	Bulb #1092 optional

L O R I N G D A L E

The Loringdale collection showcases crisp lines and classic design with a tapered square design and column style corners. A Hazelnut Bronze finish with clear seeded glass completes the look.



ITEM NO.	BULB	W	H	MAX. H	EXT.	HCWO	WEIGHT	ADDITIONAL DETAILS
87090/1	(1) 60W Med.	6"	10"	-	7"	3"	3 lbs.	
87091/1	(1) 60W Med.	8"	13"	-	9"	3"	4 lbs.	
87092/1	(1) 100W Med.	9"	16"	-	10"	3"	7 lbs.	

B R I G H T O N

Displaying the strong, symmetrical lines characteristic of the Arts and Crafts aesthetic, our Brighton outdoor collection boasts a distinctive Smoked Bronze finished cast aluminum frame accentuated by frosted glass.



42146/1




42140/1




42103/1





42104/1




42142/2




42141/1




42101/1




42100/1


ITEM NO.	BULB	W	H	EXT.	HCWO	WEIGHT	ADDITIONAL DETAILS
42140/1	(1) 60W Med.	7"	13"	7"	3"	5 lbs.	
42141/1	(1) 60W Med.	9"	16"	8"	3"	7 lbs.	
42142/2	(2) 60W Cand.	11"	20"	10"	3"	12 lbs.	
42146/1	(1) 60W Cand.	6"	10"	5"	3"	3 lbs.	

SEDONA

Simplicity of craft and form gives the Sedona collection a very attractive look through its minimalist approach. Inspired by the architecture and casual lifestyle of the desert Southwest, this collection features clean lines with recessed edges. Finished in Clay Bronze with caramel glass.

ITEM NO.	BULB	W	H	EXT.	HCWO	WEIGHT	ADDITIONAL DETAILS
42100/1	(1) 100W Med.	8"	16"	9"	8"	7 lbs.	
42101/1	(1) 100W Med.	9"	19"	12"	9"	10 lbs.	
42103/1	(1) 100W Med.	11"	18"	-	-	12 lbs.	3' of chain
42104/1	(1) 100W Med.	9"	18"	-	-	9 lbs.	

BLACKWELL

Blackwell is one of England's most important surviving houses from the turn of the 20th century and is a superb example of Arts and Crafts movement architecture. This series, with its simple, yet elegant steel frame design embodies the style characteristic of that era with clean lines and finished in Hazelnut Bronze with cream art glass.



87050/1



45215/1



64011-1



64010-1



64013-1

LED

***Products exceed Title 24 compliance standards**

ITEM NO.	BULB	W	H	MAX. H	EXT.	HCWO	WEIGHT	ADDITIONAL DETAILS
45215/1	(1) 60W Med.	6"	8"	-	7"	4"	2 lbs.	
87050/1	(1) 60W Med.	7"	11"	-	8"	3"	3 lbs.	

ITEM NO.	BULB	W	H	EXT.	HCWO	WEIGHT	ADDITIONAL DETAILS
64010-1	(1) 6W-246 Lumen LED (included)	8"	10"	7"	4"	3 lbs.	
64011-1	(1) 6W-246 Lumen LED (included)	9"	12"	9"	4"	5 lbs.	
64013-1	(1) 6W-246 Lumen LED (included)	9"	14"	9"	-	5 lbs.	

COTTAGE

The Cottage outdoor wall sconce features a charming Arts and Crafts design with a Matte Black finish and honey and clear hammered artisan glass.

LAWTON

Constructed of cast aluminum, the Lawton outdoor sconce has a regal criss-cross motif with a Matte Black finish and white glass.

SAN FERNANDO

Using the latest in transformer-free LED technology, the San Fernando collection has Arts and Crafts styling and warmly greets visitors with its refined lines and Hazelnut Bronze finish. The cast aluminum frame consists of a double arching top and a rectangular cage with panels of frosted glass.



42170/1



42171/1



42173/1

ITEM NO.	BULB	W	H	EXT.	HCWO	WEIGHT	ADDITIONAL DETAILS
42170/1	(1) 100W Med.	8"	11"	10"	3"	6 lbs.	
42171/1	(1) 100W Med.	10"	13"	11"	3"	9 lbs.	
42173/1	(1) 100W Med.	10"	15"	-	-	8 lbs.	

K A N S O

"Embracing the everyday, unadorned things in life is to embrace truth". Rarely has any one philosophy had such a clear and defined impact on a garden style as the indelible mark left by Zen on the Japanese garden. Kanso is one of the six basic aesthetic principles embraced by Zen. Simplistic styling, a key tenet of Zen, and cleanliness of form is a repeated motif in Japanese architecture. Constructed of cast aluminum, this series features an Aged Bronze finish with contrasting white glass.



46253/1



46250/1



46251/1



46252/1

ITEM NO.	BULB	W	H	MAX. H	EXT.	HCWO	WEIGHT	ADDITIONAL DETAILS
46250/1	(1) 100W Med.	6"	11"	-	8"	3"	2 lbs.	
46251/1	(1) 100W Med.	7"	13"	-	9"	3"	3 lbs.	
46252/1	(1) 100W Med.	7"	15"	-	-	-	3 lbs.	
46253/1	(1) 100W Med.	7"	13"	51"	-	-	3 lbs.	3' of chain


M E A D O W V I E W

The Meadowview outdoor collection has an updated classic styling exemplified by a frosted glass cylinder and a cast aluminum frame in a Matte Black finish.



22031/1




46190/1




5726-C


**SOLID
BRASS**



5727-C


ITEM NO.	BULB	W	H	MAX. H	EXT.	HCWO	WEIGHT	ADDITIONAL DETAILS
22031/1	(1) 60W Med.	7"	18"	-	8"	4"	5 lbs.	
46190/1	(1) 100W Med.	9"	15"	-	6"	8"	5 lbs.	

RIVERDALE

This outdoor collection is made from solid Brushed Brass for excellent outdoor durability. The clean lined frame supports curved and beveled glass panels, revealing a slender silhouette.

COVINA

This classic outdoor wall mount has an arched top with stepped detail and clear glass panels. The cast aluminum and steel frame is distinguished by a rich Matte Black finish.

ITEM NO.	BULB	W	H	MAX. H	EXT.	HCWO	WEIGHT	ADDITIONAL DETAILS
5726-C	(2) 60W Cand.	7"	14"	-	5"	8"	4 lbs.	
5727-C	(3) 60W Cand.	8"	25"	-	7"	8"	10 lbs.	

PROVINCIAL

Solid brass lanterns in Charcoal finish with water glass.



47053/3




47054/3


47050/2




47052/2




47051/3


FORGED PROVINCIAL

Lantern collection in Charcoal finish with water glass.

ITEM NO.	BULB	W	H	MAX. H	EXT.	HCWO	WEIGHT	ADDITIONAL DETAILS
47050/2	(2) 60W Cand.	7"	14"	-	5"	10"	4 lbs.	
47051/3	(3) 60W Cand.	8"	23"	-	7"	12"	7 lbs.	
47052/2	(2) 60W Cand.	10"	18"	-	6"	10"	6 lbs.	
47053/3	(3) 60W Cand.	13"	22"	-	5"	12"	8 lbs.	
47054/3	(3) 60W Cand.	12"	23"	-	7"	12"	10 lbs.	



47103/4



47101/2



47100/1



47102/3



47104/3



47105/3



F O R G E D B R O O K R I D G E

Lantern collection in Charcoal finish with water glass.

ITEM NO.	BULB	W	H	MAX. H	EXT.	HCWO	WEIGHT	ADDITIONAL DETAILS
47100/1	(1) 60W Med.	6"	12"	-	7"	6"	4 lbs.	
47101/2	(2) 60W Cand.	8"	24"	-	10"	14"	9 lbs.	
47102/3	(3) 60W Cand.	10"	30"	-	12"	15"	14 lbs.	
47103/4	(4) 60W Cand.	13"	37"	-	14"	17"	21 lbs.	
47104/3	(3) 60W Cand.	8"	23"	95"	-	-	7 lbs.	3' of chain
47105/3	(3) 60W Cand.	8"	23"	-	-	-	5 lbs.	



FORGED LANCASTER

Lantern collection in Charcoal finish with water glass.

ITEM NO.	BULB	W	H	MAX. H	EXT.	HCWO	WEIGHT	ADDITIONAL DETAILS
47061/2	(2) 60W Cand.	10"	18"	-	6"	11"	7 lbs.	
47062/3	(3) 60W Cand.	11"	29"	-	-	-	17 lbs.	
47063/2	(2) 60W Cand.	9"	26"	-	12"	13"	12 lbs.	
47064/3	(3) 60W Cand.	11"	35"	-	14"	17"	20 lbs.	
47065/2	(2) 60W Cand.	7"	22"	-	9"	10"	8 lbs.	
47066/3	(3) 60W Cand.	11"	27"	101"	-	-	16 lbs.	3' of chain



47070/2



47073/3



47072/3



47071/2



47075/3



47074/3



FORGED JEFFERSON

Lantern collection in Charcoal finish with water glass.

ITEM NO.	BULB	W	H	MAX. H	EXT.	HCWO	WEIGHT	ADDITIONAL DETAILS
47070/2	(2) 60W Cand.	6"	11"	-	4"	7"	3 lbs.	
47071/2	(2) 60W Cand.	7"	19"	-	6"	13"	5 lbs.	
47072/3	(3) 60W Cand.	9"	22"	-	7"	13"	8 lbs.	
47073/3	(3) 60W Cand.	11"	27"	-	9"	16"	11 lbs.	
47074/3	(3) 60W Cand.	9"	22"	96"	-	-	8 lbs.	3' of chain
47075/3	(3) 60W Cand.	9"	23"	-	-	-	8 lbs.	



701-C



702-C



SOLID BRASS



704-C



706-C



ITEM NO.	BULB	W	H	EXT.	HCWO	WEIGHT	ADDITIONAL DETAILS
701-C	(2) 40W Cand.	6"	11"	4"	7"	6 lbs.	
702-C	(2) 60W Cand.	7"	18"	6"	12"	9 lbs.	
704-C	(3) 60W Cand.	9"	22"	7"	14"	14 lbs.	
706-C	(3) 60W Cand.	11"	27"	9"	14"	14 lbs.	

J E F F E R S O N

Solid brass lanterns in Charcoal finish with water glass.



5214-C



5217-C



SOLID BRASS



5215-C



5216-C



ITEM NO.	BULB	W	H	EXT.	HCWO	WEIGHT	ADDITIONAL DETAILS
5214-C	(1) 60W Med.	7"	15"	8"	5"	6 lbs.	
5215-C	(2) 60W Cand.	8"	22"	10"	10"	14 lbs.	
5216-C	(3) 60W Cand.	11"	31"	13"	15"	22 lbs.	
5217-C	(3) 60W Cand.	11"	29"	-	-	20 lbs.	

B R I S T O L

Solid brass lanterns in Charcoal finish with beveled glass.



87060/1




87080/1




5720-C




5721-C


**SOLID
BRASS**



5722-C




5723-C


ITEM NO.	BULB	W	H	MAX. H	EXT.	HCWO	WEIGHT	ADDITIONAL DETAILS
87060/1	(1) 60W Med.	7"	21"	-	9"	9"	4 lbs.	Bulb #1099 optional
87080/1	(1) 60W Med.	7"	19"	-	8"	16"	3 lbs.	

ITEM NO.	BULB	W	H	EXT.	HCWO	WEIGHT	ADDITIONAL DETAILS
5720-C	(1) 60W Med.	8"	13"	10"	7"	6 lbs.	
5721-C	(2) 60W Cand.	10"	17"	12"	9"	10 lbs.	
5722-C	(3) 60W Cand.	12"	20"	14"	11"	12 lbs.	
5723-C	(3) 60W Cand.	12"	22"	-	-	15 lbs.	

VINTON

The classic design of our Vinton outdoor sconce features an elegant scrolled arm, elongated hammered glass panels and a Matte Black finish.

BENNET

The Bennet outdoor wall sconce features a stately crown finial, gracefully curved seedy glass panels and a classic Graphite Black finish.

LANDINGS

Solid brass lanterns in Charcoal finish with water glass.



**SOLID
BRASS**

ITEM NO.	BULB	W	H	EXT.	HCWO	WEIGHT	ADDITIONAL DETAILS
6710-C	(1) 60W Med.	8"	20"	12"	10"	11 lbs.	
6711-C	(2) 60W Cand.	10"	26"	13"	11"	15 lbs.	
6712-C	(3) 60W Cand.	12"	33"	15"	14"	25 lbs.	

MANOR

Solid brass lanterns in Charcoal finish with water glass.



ITEM NO.	BULB	W	H	EXT.	HCWO	WEIGHT	ADDITIONAL DETAILS
27000/1	(1) 100W Med.	9"	21"	10"	10"	5 lbs.	
27001/1	(1) 100W Med.	11"	22"	10"	10"	6 lbs.	
87070/1	(1) 60W Med.	7"	12"	8"	5"	3 lbs.	

MILFORD

Our Milford outdoor wall sconce features elegantly fluted cast aluminum metalwork with pyramidal details, bubble glass and a Graphite Black finish.


WORTHINGTON

Welcome guests with the charm of a classic lantern. Constructed of solid cast aluminum, this collection has reeded detailing, clear seedy glass, and a Weathered Rust finish.




87102/1




87100/1




87101/1




45020/1




45021/2




45022/3




45023/2


ITEM NO.	BULB	W	H	MAX. H	EXT.	HCWO	WEIGHT	ADDITIONAL DETAILS
87100/1	(1) 100W Med.	7"	17"	-	9"	7"	4 lbs.	
87101/1	(1) 100W Med.	9"	23"	-	12"	7"	7 lbs.	
87102/1	(1) 100W Med.	12"	28"	-	14"	10"	11 lbs.	

ITEM NO.	BULB	W	H	EXT.	HCWO	WEIGHT	ADDITIONAL DETAILS
45020/1	(1) 60W Med.	8"	16"	10"	8"	5 lbs.	
45021/2	(2) 60W Cand.	10"	22"	14"	10"	7 lbs.	
45022/3	(3) 60W Cand.	12"	27"	16"	16"	10 lbs.	
45023/2	(2) 60W Cand.	10"	21"	-	-	5 lbs.	

D E R R Y H I L L

The romantic silhouette of our Derry Hill outdoor collection features a graceful crown, distinctive finial and an elegant double-scrolled arm. The solid cast aluminum construction is finished in Matte Black and holds seedy glass.

L A F A Y E T T E

This classic outdoor design incorporates a beautifully detailed backplate and timeless arching arm that holds a flowing, blown water glass body. Constructed of durable cast aluminum and finished in Regal Bronze.



45004/1



45003/1



45002/1



45000/1



45001/1



45005/1



G L E N D A L E

The beauty of water glass is encased in a Regal Bronze, cast aluminum frame with a decorative top cap that has ribbed detailing which adds to the classic allure. Complete your outdoor presentation with a versatile array of coordinating fixtures in this series for stunning curb appeal.

ITEM NO.	BULB	W	H	EXT.	HCWO	WEIGHT	ADDITIONAL DETAILS
45000/1	(1) 100W Med.	7"	13"	8"	10"	2 lbs.	
45001/1	(1) 100W Med.	9"	16"	10"	13"	3 lbs.	
45002/1	(1) 100W Med.	7"	14"	7"	8"	2 lbs.	
45003/1	(1) 100W Med.	9"	18"	12"	10"	4 lbs.	
45004/1	(1) 100W Med.	11"	11"	-	-	3 lbs.	
45005/1	(1) 100W Med.	9"	17"	-	-	3 lbs.	



45050/1



45052/1



45051/1

45053/1



45054/1

W E L L I N G T O N P A R K

The Wellington Park collection has a hexagonal shaped design with arching seeded glass panels held by a scrolled cast aluminum frame. A Weathered Charcoal finish enhances its stately character.

ITEM NO.	BULB	W	H	EXT.	HCWO	WEIGHT	ADDITIONAL DETAILS
45050/1	(1) 100W Med.	8"	14"	9"	8"	4 lbs.	
45051/1	(1) 100W Med.	9"	17"	11"	10"	4 lbs.	
45052/1	(1) 100W Med.	13"	22"	14"	12"	7 lbs.	
45053/1	(1) 100W Med.	9"	19"	-	-	7 lbs.	3' of chain
45054/1	(1) 100W Med.	9"	21"	-	-	3 lbs.	



BARRINGTON GATE

The design of this series draws its inspiration from historic English Manor houses throughout the Southern region. The traditional design of the cast aluminum framework is accentuated with a Hazelnut Bronze finish and designer water glass.

ITEM NO.	BULB	W	H	EXT.	HCWO	WEIGHT	ADDITIONAL DETAILS
42030/1	(1) 60W Med.	7"	18"	10"	8"	6 lbs.	
42031/2	(2) 60W Cand.	9"	24"	13"	11"	12 lbs.	
42032/3	(3) 60W Cand.	11"	28"	15"	10"	17 lbs.	
42033/3	(3) 60W Cand.	11"	24"	-	-	12 lbs.	3' of chain
42034/2	(2) 60W Cand.	9"	22"	-	-	8 lbs.	
42035/1	(1) 60W Med.	7"	13"	9"	4"	5 lbs.	
42036/1	(1) 60W Med.	5"	10"	7"	3"	3 lbs.	
42037/2	(2) 60W Med.	12"	6"	-	-	8 lbs.	



42061/2




42065/1




42063/3




42060/1


42064/2




TUSCANY COAST

The seaside resort of Marina di Piestrasanta offers wonderful landscapes in a relaxing atmosphere. This series is a dedication to the refined details that abound throughout this coastal resort. This series is crafted from cast aluminum with a durable Weathered Charcoal finish and clear seeded glass.

ITEM NO.	BULB	W	H	EXT.	HCWO	WEIGHT	ADDITIONAL DETAILS
42060/1	(1) 60W Med.	7"	14"	10"	6"	5 lbs.	
42061/2	(2) 60W Cand.	9"	18"	12"	8"	9 lbs.	
42063/3	(3) 60W Cand.	11"	19"	-	-	11 lbs.	3' of chain
42064/2	(2) 60W Cand.	9"	19"	-	-	7 lbs.	
42065/1	(1) 60W Med.	6"	9"	7"	3"	3 lbs.	

45080/1



45083/1



41999/2



42001/2



45082/1



45081/1



42002/3



42004/2



ITEM NO.	BULB	W	H	MAX. H	EXT.	HCWO	WEIGHT	ADDITIONAL DETAILS
45080/1	(1) 100W Med.	8"	17"	-	11"	8"	5 lbs.	
45081/1	(1) 100W Med.	10"	21"	-	12"	10"	7 lbs.	
45082/1	(1) 100W Med.	12"	24"	-	14"	13"	13 lbs.	
45083/1	(1) 100W Med.	7"	15"	53"	-	-	6 lbs.	3' of chain

ITEM NO.	BULB	W	H	EXT.	HCWO	WEIGHT	ADDITIONAL DETAILS
41999/2	(2) 60W Med.	12"	6"	-	-	8 lbs.	
42001/2	(2) 60W Cand.	9"	23"	12"	8"	8 lbs.	
42002/3	(3) 60W Cand.	11"	28"	15"	10"	13 lbs.	
42004/2	(2) 60W Cand.	9"	22"	-	-	6 lbs.	

ORLEAN

The Orlean collection, finished in Hazelnut Bronze, features a solid cast aluminum design with a carved, detailed backplate and an elegantly scrolled arm. Clear glass sits inside a scrolled motif lantern body.

BURLINGTON JUNCTION

Located on the Eastern shore of Lake Champlain between the Adirondack and Green Mountains, Burlington is charming and idyllic. This series was inspired by this quaint city by the lake that prides itself in the arts. The fine craftsmanship of this collection is evident in the cast aluminum details and scrollwork. Finished in Hazelnut Bronze, this series is available with amber scavo glass.



45072/1




45071/1




45074/1




45070/1




45073/1




LOGANSPORT

Made from cast aluminum, the Logansport collection has a highly decorative body with a Hazelnut Bronze finish complimented by warm champagne water glass.

ITEM NO.	BULB	W	H	MAX. H	EXT.	HCWO	WEIGHT	ADDITIONAL DETAILS
45070/1	(1) 100W Med.	8"	18"	-	9"	11"	4 lbs.	
45071/1	(1) 100W Med.	10"	22"	-	11"	13"	5 lbs.	
45072/1	(1) 100W Med.	11"	24"	-	14"	15"	8 lbs.	
45073/1	(1) 100W Med.	9"	21"	-	-	-	4 lbs.	
45074/1	(1) 100W Med.	10"	20"	58"	-	-	4 lbs.	3' of chain



45077/3




45076/1




45078/1




45075/1




45079/1




A N I S E

Classically inspired, the Anise collection has a solid cast aluminum construction with clear seedy glass and a Textured Matte Black finish. The end of the arm has a soft petal floral design while a draping detail around the glass adds a traditional flair.

ITEM NO.	BULB	W	H	MAX. H	EXT.	HCWO	WEIGHT	ADDITIONAL DETAILS
45075/1	(1) 100W Med.	7"	17"	-	10"	8"	4 lbs.	
45076/1	(1) 100W Med.	10"	22"	-	12"	9"	5 lbs.	
45077/3	(3) 60W Cand.	11"	26"	-	14"	12"	7 lbs.	
45078/1	(1) 100W Med.	9"	16"	56"	-	-	4 lbs.	3' of chain
45079/1	(1) 100W Med.	9"	20"	-	-	-	4 lbs.	



5780-CB



5783-CB



ITEM NO.	BULB	W	H	EXT.	HCWO	WEIGHT	ADDITIONAL DETAILS
5780-CB	(2) 60W Med.	12"	24"	13"	16"	14 lbs.	
5783-CB	(4) 60W Cand.	14"	26"	-	-	16 lbs.	

A C A D I A N A

Hand forged iron lanterns in Castle Bronze finish with water glass.



45089/3



ITEM NO.	BULB	W	H	MAX. H	EXT.	HCWO	WEIGHT	ADDITIONAL DETAILS
45089/3	(3) 100W Med.	26"	91"	-	-	-	14 lbs.	Available only as shown

C E N T R A L S Q U A R E

This three light post light will add the feeling of a small European village to your landscape. A Charcoal finish adds antique charm.



43003AGB



43003CB



45102CHRC



43003GH



43003HB



45101CHRC



43003WC



1000-C



1001-C



43001HB



43001WC



45100CHRC



O U T D O O R
A C C E S S O R I E S

ITEM NO.	W	H	WEIGHT	ADDITIONAL DETAILS
1000-C	6"	5"	1 lb.	Charcoal
1001-C	6"	10"	1 lb.	Charcoal
43001HB	3"	84"	5 lbs.	Hazelnut Bronze
43001WC	3"	84"	5 lbs.	Weathered Charcoal
43003AGB	6"	3"	1 lb.	Aged Bronze
43003CB	6"	3"	1 lb.	Clay Bronze

ITEM NO.	W	H	WEIGHT	ADDITIONAL DETAILS
43003GH	6"	3"	1 lb.	Graphite
43003HB	6"	3"	1 lb.	Hazelnut Bronze
43003WC	6"	3"	1 lb.	Weathered Charcoal
45100CHRC	10"	73"	5 lbs.	Charcoal finish
45101CHRC	14"	7"	3 lbs.	Charcoal finish
45102CHRC	3"	4"	1 lb.	Charcoal finish



GAS LANTERNS



**SOLID
BRASS**

MARYVILLE

Solid brass gas lanterns in Aged Copper finish with matte black accents and tempered glass for safety with a brass control valve for flame adjustment.

Electronic starter is sold separately, must be ordered at the same time as the fixture.
Gas Lanterns are set up for use with natural gas, can be special ordered for use with propane.
Electronic starter does not work with propane conversions.



**NATURAL
GAS FLAME**

ITEM NO.	LIGHT SOURCE	W	H	EXT.	HCWO	WEIGHT	ADDITIONAL DETAILS
7900-WP	Gas nozzle	10"	36"	18"	16"	25 lbs.	
7905-WP	Gas nozzle	14"	27"	10"	10"	12 lbs.	
7907-WP	Gas nozzle	14"	34"	12"	17"	42 lbs.	
7909-WP	Gas nozzle	8"	29"	12"	14"	16 lbs.	
7911-WP	Gas nozzle	8"	36"	10"	21"	42 lbs.	
7913-WP	Gas nozzle	10"	20"	11"	8"	9 lbs.	
7915-WP	Gas nozzle	10"	27"	11"	15"	42 lbs.	
7941-WP	Gas nozzle	9"	17"	7"	7"	15 lbs.	



MARYVILLE

Electronic starter is sold separately, must be ordered at the same time as the fixture.
 Gas Lanterns are set up for use with natural gas, can be special ordered for use with propane.
 Electronic starter does not work with propane conversions.



**NATURAL
 GAS FLAME**

ITEM NO.	LIGHT SOURCE	W	H	EXT.	HCWO	WEIGHT	ADDITIONAL DETAILS
7906-WP	Gas nozzle	14"	30"	-	-	42 lbs.	
7908-WP	Gas nozzle	15"	34"	-	-	42 lbs.	
7910-WP	Gas nozzle	8"	32"	-	-	42 lbs.	
7912-WP	Gas nozzle	9"	36"	-	-	42 lbs.	
7914-WP	Gas nozzle	10"	23"	-	-	42 lbs.	
7916-WP	Gas nozzle	11"	27"	-	-	42 lbs.	



7940-WP

7929-WP

7925-WP



7933-WP

7921-WP

7935-WP



7931-WP

7927-WP



7923-WP

SOLID BRASS

GRANDE ISLE

Solid brass gas lanterns in Aged Copper finish with matte black accents and tempered glass for safety with a brass control valve for flame adjustment.

Electronic starter is sold separately, must be ordered at the same time as the fixture.
Gas Lanterns are set up for use with natural gas, can be special ordered for use with propane.
Electronic starter does not work with propane conversions.



NATURAL GAS FLAME

ITEM NO.	LIGHT SOURCE	W	H	EXT.	HCWO	WEIGHT	ADDITIONAL DETAILS
7921-WP	Gas nozzle	15"	23"	16"	10"	42 lbs.	
7923-WP	Gas nozzle	15"	29"	16"	17"	42 lbs.	
7925-WP	Gas nozzle	8"	15"	10"	8"	42 lbs.	
7927-WP	Gas nozzle	8"	27"	10"	15"	42 lbs.	
7929-WP	Gas nozzle	10"	18"	12"	9"	42 lbs.	
7931-WP	Gas nozzle	10"	25"	12"	16"	42 lbs.	
7933-WP	Gas nozzle	14"	24"	16"	11"	42 lbs.	
7935-WP	Gas nozzle	14"	31"	16"	18"	42 lbs.	
7940-WP	Gas nozzle	8"	16"	7"	7"	15 lbs.	



GRANDE ISLE



NATURAL GAS FLAME

Electronic starter is sold separately, must be ordered at the same time as the fixture.
Gas Lanterns are set up for use with natural gas, can be special ordered for use with propane.
Electronic starter does not work with propane conversions.

ITEM NO.	LIGHT SOURCE	W	H	EXT.	HCWO	WEIGHT	ADDITIONAL DETAILS
7922-WP	Gas nozzle	15"	25"	-	-	42 lbs.	
7924-WP	Gas nozzle	16"	30"	-	-	42 lbs.	
7926-WP	Gas nozzle	8"	18"	-	-	42 lbs.	
7928-WP	Gas nozzle	9"	22"	-	-	42 lbs.	
7930-WP	Gas nozzle	10"	22"	-	-	42 lbs.	
7932-WP	Gas nozzle	11"	25"	-	-	42 lbs.	
7934-WP	Gas nozzle	14"	27"	-	-	42 lbs.	
7936-WP	Gas nozzle	15"	31"	-	-	42 lbs.	



7917-WP



7920-WP



NATURAL GAS FLAME



7919-WP



7918-WP




SOLID BRASS

ITEM NO.	LIGHT SOURCE	W	H	EXT.	HCWO	WEIGHT	ADDITIONAL DETAILS
7917-WP	Gas nozzle	13"	23"	14"	13"	23 lbs.	
7918-WP	Gas nozzle	13"	26"	-	-	42 lbs.	
7919-WP	Gas nozzle	13"	30"	14"	20"	42 lbs.	
7920-WP	Gas nozzle	14"	30"	-	-	21 lbs.	

BAYOU

Solid brass gas lanterns in Aged Copper finish with matte black accents and tempered glass for safety with a brass control valve for flame adjustment.

Electronic starter is sold separately, must be ordered at the same time as the fixture.
Gas Lanterns are set up for use with natural gas, can be special ordered for use with propane.
Electronic starter does not work with propane conversions.



7904-WP



7904-WP Decorative side scroll shown mounted to gas lantern

ITEM NO.	W	WEIGHT	ADDITIONAL DETAILS
7904-WP	52"	12 lbs.	Matte Black

GAS LANTERN ACCESSORY

Side scroll option available for gas lantern collections.



MEDALLIONS


HARRINGTON

ROSS

PENNINGTON



M1023WH



M1024WH



M1018WH



M1018AB



PENNINGTON



M1019WH



M1019AB



M1020WH



M1020AB



ITEM NO.	W	ADDITIONAL DETAILS
M1018AB	18"	Antique Bronze finish
M1018WH	18"	White finish
M1019AB	28"	Antique Bronze finish
M1019WH	28"	White finish
M1020AB	36"	Antique Bronze finish
M1020WH	36"	White finish
M1023WH	27"	White finish
M1024WH	22"	White finish

A C A N T H U S



M1000WH



M1000AB



M A R I E T T A



M1011WH



M1011AB



A P O L L O



M1010



B R I T T A N Y



M1003



C O R I N N A



M1013WH



M1013AB



ITEM NO.	W	ADDITIONAL DETAILS
M1000AB	11"	Antique Bronze finish
M1000WH	11"	White finish
M1003	19"	White finish
M1010	32"	White finish
M1011AB	33"	Antique Bronze finish
M1011WH	33"	White finish
M1013AB	33"	Antique Bronze finish
M1013WH	33"	White finish

CAMPIONE



M1001WH



M1001AB



FLORAL WREATH



M1006WH



M1006AB



CORINTHIAN



M1005WH



M1005AB



MELON REED



M1009WH



M1009AB



ITEM NO.	W	ADDITIONAL DETAILS
M1001AB	16"	Antique Bronze finish
M1001WH	16"	White finish
M1005AB	22"	Antique Bronze finish
M1005WH	22"	White finish
M1006AB	24"	Antique Bronze finish
M1006WH	24"	White finish
M1009AB	32"	Antique Bronze finish
M1009WH	32"	White finish

BROOKDALE



M1008WH



M1008AB



ENGLISH STUDY



M1002WH



M1002AB



ENGLISH STUDY



M1012WH



M1012AB



M1022WH



M1022AB



ITEM NO.	W	ADDITIONAL DETAILS
M1002AB	18"	Antique Bronze finish
M1002WH	18"	White finish
M1008AB	30"	Antique Bronze finish
M1008WH	30"	White finish
M1012AB	24"	Antique Bronze finish
M1012WH	24"	White finish
M1022AB	32"	Antique Bronze finish
M1022WH	32"	White finish

HILLSPIRE



M1007WH



M1007AB



M1017WH



M1017AB

LAURELDALE



M1004WH



M1004AB



M1014WH



M1014AB

ITEM NO.	W	ADDITIONAL DETAILS
M1004AB	21"	Antique Bronze finish
M1004WH	21"	White finish
M1007AB	24"	Antique Bronze finish
M1007WH	24"	White finish
M1014AB	30"	Antique Bronze finish
M1014WH	30"	White finish
M1017AB	51"	Antique Bronze finish
M1017WH	51"	White finish

Item Number	Page	Item Number	Page	Item Number	Page	Item Number	Page
001-AB	813	10076/1SBI	731	1029	163	10651/1SCN	222
001-TS	813	10077/1	728	10291/1	790	10651/5CH	222
002-AB	813	10077/6RC	738	10292/1	788	10681/2	164
002-TS	813	10079/1RV	731	10293/1	788	10682/1	165
010-AC	178	10088/1	801	10326/2	661	10683/2	603
071-TB-01	347	10089/1	731	10327/3	661	10684/3	603
071-TB-03	347	101-1MT	735	10328/3	445	10685/4	603
071-TB-04	347	10106/1	790	10329/5	445	10686/4	165
071-TB-07	347	10108/1	788	10330/1TB	726	10688/1	165
071-TB-09	347	10109/1	788	10331/1	706	10690/4	163
071-TB-10	344	10112/1	791	10331/3HAMB	736	10691/6	162
071-TB-12	347	10113/2	373	10332/1	706	10693/3	165
071-TB-13	347	10119/3	373	10333/1	713	10695/6	163
071-TB-17	347	10120/3	372	10341/1	717	10696/4	164
071-TB-19	347	10121/6	373	10342/1	717	10710/1	241
071-TB-21	347	10122/2	381	10343/1	717	10710/3SR	241
071-TB-28	347	10123/6	380	10360/1	444	10710/7SR	241
078-TB-01	764	10126/2	660	10393/6	379	10711/3	240
078-TB-03	764	10127/3	660	10401/2	522	10720/9	161
078-TB-04	764	10128/3	444	10411/3	524	10721/12	161
078-TB-07	764	10129/5	444	10412/1	721	10725/1	654
078-TB-09	764	10130/5+5+5	444	10421/1	731	10726/3	654
078-TB-10	345	10139/2SLV	524	10422/1	711	10727/4	654
078-TB-12	764	10139/2WHT	524	10422/7SR	745	10730/3	524
078-TB-13	764	10140/2	524	10423/1	711	10731/1	720
078-TB-17	764	10141/1	721	10431/1	707	10740/3	524
078-TB-19	764	10142/1	721	10432/1	711	10741/1	720
078-TB-21	764	10143/1PB	726	10433/1	711	10760/1	702
078-TB-28	764	10144/1FS	729	10435/1	713	10765/1	702
079-TB-01	792	10147/1	721	10436/1	225	10770/1	702
079-TB-03	792	10150/1DR	815	10436/1SCN	225	10771/1	703
079-TB-04	792	10150/1PC	815	10436/5CH	225	10780/1	702
079-TB-07	792	10151/1DR	793	10438/1	225	10781/1	703
079-TB-09	792	10151/1PC	793	10438/1SCN	225	10800/1	703
079-TB-10	345	10152/1DR	532	10438/5CH	225	10810/1	703
079-TB-12	792	10152/1PC	532	10439/1	710	1081	284
079-TB-13	792	10159/6+3	372	10440/1	718	10830/1	706
079-TB-17	792	10160/1	381	10442/1	721	10840/1	706
079-TB-19	792	10162/6	381	10443/1	721	1087	416
079-TB-21	792	10167/6	445	10443/4LP	741	1092	107
079-TB-28	792	10169/1	721	10444/1	721	1099	107
080-TB-03	348	10172/1	472	10448/1	710	110-1	733
080-TB-07	348	10173/3	472	10458/1	717	110-RR-BL	743
080-TB-10	345	10174/5	472	10460/1	724	11000/2	284
080-TB-13	348	10192/4	378	10463/1	710	1101	107
08014-TBH	340	10193/6	378	10464/1	715	1102	107
08015-TBH	341	10220/1	724	10465/1	725	1103	107
08016-TBH	341	10222/1COC	727	10466/1	726	11055/4	520
08018-TBH	340	10223/1COC	727	10474/1	715	1110	107
08030-AB	342	1023	276	10474/4LP	741	11100/1	658
08032-BC	798	10231/6	445	10476/1	726	11101/2	658
08092-AGB	506	10240/1	713	10480/1	767	11102/3	658
08093-AGB	506	10242/1	707	10490/1	705	11103/4	658
08094-AGB	506	10242/3LP	740	10504/1	722	11110/2	32
08095-AGB	506	10245/1	707	10505/1	722	1111	107
08096-AGB	505	10248/1	715	10506/1	722	11111/4	33
08097-AGB	505	10248/3LP	740	10507/1	722	11112/6	33
08098-AGB	506	10253/1BC	725	10508/1	722	11113/6	33
08099-AGB	505	10254/1	725	10510/1	726	11114/9	32
08100-AGB	505	10256/1	725	10513/2	375	1112	107
08101-AGB	505	10260/1	383	10514/3	374	11120/2	431
08103-AGB	505	10261/2	383	10515/6	375	11121/2	431
08160-MBG	872	10262/3	382	10516/6+3	374	11122/4	431
08161-MBG	873	10263/3	380	10517/1	722	11123/5	429
08162-MBG	873	10263/6	382	10518/1	722	11124/8	428
08163-MBG	872	10264/6	383	10519/3	375	11125/8	430
08169-MBG	873	1027	163	10525/1	711	1113	107
1000-C	948	10270/1	617	10631/1	223	11130/6	454
1001-C	949	10270/2	798	10631/1SCN	223	11131/8	454
10070/1	616	10271/2	617	10631/5CH	223	1114	107
10071/2	616	10271/3	512	10641/1	224	11140/1	91
10072/3	616	10272/3	617	10641/1SCN	224	11141/5	91
10073/1	768	10274/4	617	10641/5CH	224	11142/6	90
10074/4	616	1028	163	10651/1	222	11150/3	510

Item Number	Page	Item Number	Page	Item Number	Page	Item Number	Page
11151/6	510	11603/4	587	11792/3	653	12030/2	270
11200/1	632	11615/1	627	11793/4	653	12031/1	271
11201/3	632	11616/2	627	11810/2	502	12032/3	271
11210/1	786	11617/3	627	11811/3	502	12033/6+3	270
11220/1	786	11620/1	648	11820/2	502	12034/8+4	270
11225/2	512	11622/3	648	11821/3	502	12400/1	625
11226/2	513	11623/4	648	11830/6	58	12401/2	625
11227/3	513	11630/1	649	11835/1	93	12402/3	625
11228/1	642	11632/3	649	11836/3	93	12404/4	625
11229/2	642	11633/4	649	11837/8	93	12840/2	366
11230/3	642	11640/1	588	11840/2	364	12841/4	367
11238/4	642	11641/2	588	11841/4	365	12842/5	367
11239/5	642	11642/3	588	11842/5	365	12843/6	367
11264/1	575	11643/4	588	11843/6	365	12844/8	366
11265/2	575	11650/1	589	11844/8	364	12845/1	367
11266/3	575	11651/2	589	11845/1	365	12846/3	366
11267/4	575	11652/3	589	11846/3	364	12SR-CHR	746
11280/1	567	11653/4	589	11850/2	499	12SR-OB	746
11281/2	567	11654/2	504	11852/2	434	12SR-SN	746
11282/3	567	11660/1	582	11853/5	435	14000/1+1	207
11283/4	567	11661/2	582	11854/6	435	14003/1	207
11284/2	253	11662/3	582	11856/4	435	14004/1+1	207
11285/1	253	11663/4	582	11857/8	435	14005/5+5	207
11286/4	252	11670/1	583	11858/6	434	14006/8+4+4	206
11287/6	253	11671/2	583	11859/10	434	14040/1	843
11288/6	252	11672/3	583	11860/2	499	14050/1	398
11325/2	498	11673/4	583	11865/3	79	14051/3	398
11335/2	498	11690/2	272	11866/3	79	14052/6	398
11400/1	624	11691/4	633	11875/1	716	14120/1	82
11401/2	624	11692/3	273	11876/1	716	14121/1	82
11402/3	624	11693/2	273	11880/2	499	14122/4	82
11403/4	624	11694/4	273	11890/4	65	14123/6	82
11415/1	626	11695/8	273	11891/6	65	14130/1	807
11416/2	626	11696/6+3	272	11892/13	65	14190/1	84
11417/3	626	11699/6	633	11893/7	64	14191/1	84
11430/1	683	11703/2	798	11894/11	64	14191/6	739
11432/3	683	11705/1	716	11895/15	63	14210/1	257
11436/1	578	11706/1	716	11896/20	63	14211/3	257
11437/2	578	11720/6	269	11897/30	62	14212/3+1	257
11438/3	578	11721/8	269	11900/4	295	14213/4+1	256
11439/4	578	11747/4	56	11901/6	295	14214/5+1	256
11445/3	501	11748/8	57	11902/12+6	294	14215/1	255
11453/3	132	11749/12	57	11924/6	268	14216/1	255
11463/3	132	11750/15	55	11930/3	263	14217/6	255
11464/2	502	11751/19	56	11931/6	263	14218/9	255
11465/3	501	11752/24	56	11932/8	263	14219/14	254
11479/1	769	11753/29	55	11933/8	263	14241/1	85
11480/3	512	11754/31	54	11934/4	262	14243/3	85
11481/4	512	11758/8	57	11935/8	262	14244/6	85
11515/1	659	11759/12	57	11936/8	262	14245/1	86
11516/2	659	11770/2	300	11940/1	608	14248/1	84
11517/3	659	11772/6	301	11941/2	608	14250/1	157
11518/4	659	11773/8	301	11942/3	608	14251/3	157
11545/9	59	11775/5	300	11943/4	608	14252/4+4	157
11546/16	59	11776/6+3	301	11960/1	656	14253/6+5	157
11547/19	58	11777/8+4	300	11961/2	656	14255/1	84
11560/2	51	11780/2	250	11962/3	656	14259/5	504
11562/10	51	11781/4	251	11963/4	656	14265/1	86
11563/15	50	11782/5	251	11970/1	657	14266/1	86
11580/1	581	11783/5	250	11971/2	657	14280/1	166
11581/2	581	11784/7	250	11972/3	657	14281/2	602
11582/3	581	11785/5+5	251	11973/4	657	14282/3	602
11583/4	581	11786/1	251	11980/1	606	14283/4	602
11584/1	253	1179-001	697	11981/2	606	14284/1	167
11585/2	634	1179-002	697	11982/3	606	14285/1	166
11586/4	634	1179-003	696	11983/4	606	14286/2	167
11587/6	634	1179-004	698	11990/1	607	14287/4	167
11590/1	580	1179-005	696	11991/2	607	14288/4	167
11591/2	580	1179-006	699				

Item Number	Page	Item Number	Page	Item Number	Page	Item Number	Page
14319/4	145	15015/2	502	15999/3	498	17027/1	787
14322/4	190	15025/2	502	16041/2	507	17029/4	621
14323/4	144	15030/2	203	16042/3	507	17042/1ALM	723
14330/1	76	15031/3	203	16050	316	17042/3SR	744
14331/3	76	15032/4	203	16052/2	316	17046/1	787
14332/1	76	15033/1	203	16060/1	117	17047/1	787
14333/3	76	15034/6	203	16061/1	116	17050/1	613
14340/3	391	15035/5	202	16062/1	117	17051/2	613
14341/4	391	15036/8+4	202	16070/1	116	17052/3	613
14342/4	390	15037/8+8+4	202	16071/1	117	17053/1	504
14343/4	390	15038/3	677	16072/1	117	17057/4	613
14344/6	390	15039/4	677	16080/1	117	17080/1	628
14345/1	391	15040/2	329	16081/1	116	17081/2	628
14350/1	501	15041/3	329	16082/1	117	17082/3	628
14351/2	501	15042/5	329	16245/6	283	17083/4	628
14360/1	501	15043/6+3	329	16250/4	283	17092/1FB	723
14361/2	500	15044/12+6	328	16251/6	283	17100/1	574
14370/1	500	1510/1	798	16252/1	282	17101/2	574
14371/2	500	1513/2	512	16253/5	281	17102/3	574
14385/1	37	1520/1	798	16254/5	282	17103/4	574
14386/3	37	15210/1	259	16255/6	282	17130/1	650
14391/1	709	15211/2	671	16256/5	281	17131/3	650
14400/1	803	15212/3	671	16257/6+3	280	17132/4	650
14411/1	705	15213/1	259	16260/1	716	17150/1	784
14430/1	36	15214/1	259	16270/3	816	17151/2	816
14431/3	36	15215/3	259	16280/2	321	17152/1	817
14432/6	36	15216/6	259	16281/3	321	17153/1	784
14433/8	36	15220/1	258	16282/4	321	17154/2	816
14434/12	34	15221/2	670	16283/6	321	17155/2	816
14435/18	34	15222/3	670	16292/4	320	17157/2	816
14440/1	803	15223/1	258	16293/6	320	17160/1	817
14441/1	803	15224/1	258	16310/1	88	17161/2	817
14442/1	803	15225/3	258	16311/1	88	17165/1	451
14444/18	168	15226/6	258	16312/7	88	17166/3	451
14445/24	168	15900/1	239	16313/2	291	17170/1	485
14451/1	704	15902/5	238	16314/3	291	17171/3	485
14460/1	198	15903/8	239	16315/6	290	17190/1	767
14461/1	199	15904/14	239	16316/9	291	17200/1	720
14462/4	199	15920/1	596	16317/8+4	290	17205/1	711
14463/5	198	15921/1	596	16325/1	710	17220/1	720
14465/7	35	15922/3	596	16370/1	216	17245/1	139
14466/17	35	15923/4	596	16371/1	216	17260/1	812
14470/1	605	15924/5	596	16372/3	216	1743/2	413
14471/2	605	15930/1	266	16373/1	216	17630/1	412
14472/3	605	15931/3	266	16380/1	217	17641/2	623
14473/4	605	15932/3	266	16381/1	217	17642/3	623
14474/1	704	15933/5	266	16382/3	217	17643/4	623
14500/1	115	15934/1	266	16383/1	217	17644/1	413
14501/2	612	15935/3	267	16390/1	216	18093/1	313
14502/3	612	15936/5	267	16391/3	216	18094/3	641
14503/4	612	15937/1	267	16400/1	217	18096/3	313
14504/6	115	15938/5	267	16401/3	217	18111/2	306
14505/8	114	15940/1	597	16410/1	217	18112/3	306
14510/1	49	15942/3	597	16420/1	217	18113/5	306
14511/6	49	15960/1	274	16430/1	598	18123/1	307
14520/1	188	15961/4	635	16431/3	598	18124/4	307
14521/1	188	15962/6	635	16432/4	598	18125/5	307
14522/1	188	15963/8	277	16433/1	598	18128/2	305
14530/1	704	15964/10	277	16440/1	599	18129/2	305
14550/1	209	15965/5	275	16441/3	599	18133/1	304
14551/6	209	15966/8	278	16442/4	599	18134/4	304
14552/8	208	15967/10	278	16443/1	599	18135/5	304
14553/6	209	15968/8+6	275	16450/1	211	18136/5	304
14554/8	209	15969/10+8	274	16460/1	211	18140/2	298
1470/1	97	15970/3	433	16461/7	210	18141/1	299
1471/2	618	15971/6	433	16470/1	211	18142/3	298
1472/3	618	15974/5	279	168-SN	833	18143/5	299
1474/1	97	15975/8	279	17016/1	787	18144/3	299
1475/6	97	15976/1	279	17019/4	620	18147/8+4	298
1476/6+3	96	15979/2	527	17020/1	622	18150/1	309
1477/1	96	15986/1	279	17021/2	622	18151/2	309
1477/BR-CAR	743	15989/3	498	17023/3	622	18152/3	308
1478/2	97	15993/3	277	17024/4	622	18153/5	308
1479/4	618	15994/6	277	17026/1	787	18154/4	309

Item Number	Page	Item Number	Page	Item Number	Page	Item Number	Page
18163/5	305	2157/3	287	31041/1	470	31275/2	814
18185/5	456	2161/6	287	31043/5	470	31284/2	527
182-AC-M2	833	2163/6	287	31044/2	471	31290/1	452
18240/2	296	2165/8+4	286	31045/1	471	31291/1	452
18241/4	297	2166/10+5	286	31047/5	471	31292/5	452
18242/8	297	2183/6	330	31069/1	469	31302/1	718
18243/6	297	2184/6+3	330	31070/2	469	31330/1	812
18244/9	296	22000/2	353	31072/1	469	31331/1	812
18256/3	841	22001/6	353	31073/1	468	31338/1VINW	728
18522/27	453	22002/2	353	31074/3	468	31338/6R-VINW	742
190-1-BK-G1	829	22003/2	353	31075/5	468	31339/1	724
190-1-BK-M	829	22004/4	353	31076/1	723	31340/1	104
190-11-TB-T8	832	22011/3	354	31078/1	723	31341/1	105
19000/1	237	22012/4	355	31078/3L	737	31346/1	684
19003/6	237	22013/8	354	31080/1	715	31347/3	684
19030/2	467	22014/4	355	31080/3SR-CLR	744	31348/1MN	728
19031/1	467	22015/1	355	31091/2	247	31360/1	420
19033/5	467	22017/3	354	31092/4	246	31361/2	420
19036/3	679	22020/1	356	31093/8	247	31362/3	420
19037/4	679	22021/3	356	31094/1	246	31364/5	420
19038/3	679	22031/1	914	31095/1	247	31371/2	519
19060/2	466	2391/1	323	31096/4	247	31380/1	714
19061/1	466	2392/2	323	31097/6	247	31380/12SR	747
19063/5	466	2395/3	323	31098/6	246	31381/1OB	714
19065/3	466	2396/5	323	31100/2	441	31422/3	502
19066/3	678	2400/2	284	31101/3	440	31426/1	638
19067/4	678	2402/6	284	31102/1	441	31427/2	638
191-TB	833	2404/6+6	441	31103/1	441	31428/3	638
19102/4	350	2420/1	289	31104/4	441	31429/4	638
19103/4	350	2426/1	289	31105/4	440	31430/1	265
194-WD-G6	832	2431/6	289	31106/6	440	31431/3	265
1990/3	531	2434/12	288	31120/1	417	31432/6	265
1991/1	531	247-BK	830	31121/2	417	31433/8	264
200-MN	848	2490/1	797	31122/3	417	31442/1	104
20000/1	721	2493/4	512	31127/5	417	31445/1	724
20001/1	730	2494/6	514	31128/2	630	31470/2	68
20005/1	415	251-BK	763	31129/3	630	31472/3	69
20006/5	415	2580/1	727	31131/4	630	31474/5	69
20007/3	414	2581-12SR	746	31137/1	725	31475/5	69
20008/3	415	2581/1	727	31138/1	725	31476/10	68
20009/5	414	2582/1	727	31142/1	728	31480/1	143
20058/2	318	2583/1	727	31142/6	739	31481/2	143
20059/4	319	2595/1	643	31147/1	725	31483/5	143
20061/2	520	26000/2	811	31162/1	646	31486/1	717
20064/1	723	26001/1	811	31163/2	646	31486/4LP	741
20064/3	736	26004/1	811	31164/3	646	31487/1	717
20075/3	640	26006/2	811	31165/4	646	31488/1	717
20088/2	319	27000/1	929	31180/1	669	31500/2	326
20089/3	319	27001/1	929	31181/2	669	31501/6	326
20092/6	318	281-OB	423	31182/3	669	31506/4	149
20100/2	518	283-OB	423	31183/4	669	31507/4	149
20101/3	518	286-OB	423	31185/1	766	31508/4	149
20131/3	518	289-OB	423	31210/1	192	31509/6	148
20150/1	474	2993/3	643	31211/2	192	31511/6	147
20151/2	474	2997/1A	716	31212/1	192	31512/8	147
20152/3	474	30008/3	61	31213/4	192	31519/3	505
20154/6	474	30014/7	61	31215/1	718	31529/3	504
20155/6	474	30020/12	447	31216/1	718	31530/1	786
20160/12L	482	30023/5	531	31217/1	718	31539/1CG	724
20160/12R	483	30025/15	60	31225/6	218	31545/12	456
20160/20R	482	30026/18	61	31235/1	113	31546/18	456
20160/4	483	30031/3	455	31236/1	112	31550/1	70
202-CL	848	30032/10	455	31237/6	113	31551/3	71
205-WM	848	30033/10	455	31238/6	113	31554/1	71
21005/2	849	31006/5	416	31239/9	112	31555/3	71
21007/2	849	31007/3	416	31240/2	514	31556/6	70
21008/2	849	31010/1	416	31241/2	514	31560/1	655
2150/1	286	31014/6	416	31242/3	514	31561/2	655
2151/2	639	31018/6	439	31260/1	384	31562/3	655
2152/3							

Item Number	Page	Item Number	Page	Item Number	Page	Item Number	Page
31571/12	438	31991/8	40	32991/8	41	42061/2	938
31575/1	74	31992/12	40	32992/12	41	42063/3	939
31585/4	89	32090/1	249	33000/2	673	42064/2	939
31586/6	89	32091/2	249	33001/4	673	42065/1	939
31595/1	709	32092/4	248	33002/5	673	42095/1	858
31596/1	709	32093/8	249	33010/2	672	42096/2	858
31597/1	709	32094/1	248	33011/4	672	42100/1	909
31610/1	730	32095/6	248	33012/5	672	42101/1	909
31620/1	730	32096/4	249	33020/6	39	42103/1	909
31630/1	730	32097/6	249	33021/10	39	42104/1	909
31637/1	146	32100/2	443	33030/6	38	42140/1	908
31638/4	146	32102/1	443	33031/10	38	42141/1	908
31639/5	146	32103/4	443	33032/6	432	42142/2	908
31641/1	242	32104/3	442	33033/6	432	42146/1	908
31642/1	242	32105/4	442	3341/2	285	42170/1	912
31643/1	242	32106/6	442	3344/6	285	42171/1	912
31644/1	242	32120/1	196	3345/8+4	285	42173/1	912
31650/3	385	32121/2	196	361-VA	338	42253/2	882
31651/3	385	32122/1	197	362-VA	337	42260/1	877
31660/3	78	32123/3	197	363-VA	338	42261/1	877
31661/6	78	32124/4	197	366-VA	337	42284/1	891
31668/1	728	32125/5	196	369-VA	338	42285/1	891
31785/2	498	32140/4	74	381-AC	880	42286/1	891
31786/2	498	32150/3	331	381-BK	881	42395/1	858
31790/1	150	32151/4	331	3820/2	631	42396/2	858
31791/1	151	32152/5	331	3821/3	631	42405/1	885
31792/1	151	32160/2	424	3823/1	631	42406/1	885
31801/3	419	32161/3	425	385-AC	880	42510/LED	890
31802/4	419	32162/6	425	385-BK	881	42520/LED	864
31805/5	418	32163/8	424	388-AC	880	42530/LED	868
31806/5	418	32180/2	814	388-BK	881	42540/LED	864
31811/3	419	32190/2	814	389-AC	880	42550/1	871
31812/4	419	32224/3	475	389-BK	881	426-1M	801
31820/6	220	32225/3	475	3L-CHR	737	426-1WS	801
31821/12	221	32226/8	436	3L-OB	737	43001HB	949
31822/14	221	32230/4	66	3L-SN	737	43001WC	949
31823/8+14	220	32231/6	67	3LP-CHR	740	43003AGB	948
31826/4	419	32232/6	67	3LP-OB	740	43003CB	948
31900/1	160	32233/10	66	3LP-SN	740	43003GH	948
31901/1	160	32234/4	67	3SR-CHR	744	43003HB	948
31902/3	160	32236/11	436	3SR-OB	744	43003WC	948
31903/8	160	32237/12	437	3SR-SN	744	43010/1	865
31920/1	593	32238/11	437	3T-CHR	736	43016/1	897
31921/2	593	32260/1	542	3T-OB	736	43017/1	897
31922/3	593	32261/2	542	3T-SN	736	43020/1	865
31923/4	593	32262/3	542	4001/3	324	45000/1	933
31930/1	592	32263/4	542	4002/5	324	45001/1	933
31931/2	592	32264/4	384	4003/6+3	324	45002/1	932
31932/3	592	32270/1	543	4011/3	325	45003/1	932
31933/4	592	32271/2	543	4012/5	325	45004/1	932
31934/1	710	32272/3	543	4013/6+3	325	45005/1	933
31935/1	710	32273/4	543	4021/1	322	45015/1	876
31940/1	610	32290/1	452	4040/3	322	45016/1	876
31941/2	610	32292/3	629	4041/3	322	45017/1	876
31942/3	610	32293/4	629	406-1	734	45018/1	876
31943/4	610	32300/1	667	413-AS	322	45020/1	931
31950/1	611	32301/3	667	416-1	732	45021/2	931
31951/2	611	32304/4	667	416-3M	736	45022/3	931
31952/3	611	32311/3	111	41999/2	941	45023/2	931
31953/4	611	32312/8	111	42001/2	941	45025/1	869
31954/1	710	32313/6	110	42002/3	941	45026/1	869
31955/1	710	32314/9	110	42004/2	941	45027/1	869
31960/1	200	32320/1	53	42005/1	884	45030/1	883
31962/4	200	32321/1	53	42006/1	884	45031/1	883
31963/5	200	32322/4	53	42007/1	884	45032/1	883
31970/1	601	32323/8	52	42030/1	937	45040/1	882
31971/3	601	32328/1	719	42031/2	936	45041/1	882
31972/5	601	32330/1	73	42032/3	936	45042/1	882
31980/1	421	32331/4	73	42033/3	937	45045/1	906
31981/3	600	32332/1	72	42034/2	937	45046/1	906
31982/5	600	32333/4	73	42035/1	936	45047/1	906
31983/6+3	421	32334/6	72	42036/1	937	45048/1	906
31984/10+5	421	32338/1	719	42037/2	934	45050/1	934
31990/6	40	32990/6	41	42060/1	939	45051/1	935

Item Number	Page	Item Number	Page	Item Number	Page	Item Number	Page
45052/1	934	45237/1	720	46062/6	95	47101/2	918
45053/1	935	45240/LED	862	46063/8	94	47102/3	919
45054/1	935	45250/1	890	46080/1	871	47103/4	918
45055/4	327	45251/1	890	46090/1	888	47104/3	919
45056/6	327	45256/1	387	46102/2	393	47105/3	919
45065/1	893	45260/3	293	46103/3	393	4LP-CHR	741
45066/1	893	45261/4	293	46105/3	393	4LP-OB	741
45067/1	893	45262/6	293	46107/1	713	4LP-SN	741
45070/1	943	45265/LED	866	46112/2	395	501-1	735
45071/1	942	45266/LED	866	46113/3	395	502-1	735
45072/1	942	45267/LED	866	46115/3	395	5051/1	846
45073/1	943	45270/1	644	46122/2	392	5082/2	846
45074/1	943	45271/2	644	46123/3	392	5084/1	846
45075/1	945	45272/3	644	46125/3	392	5088/3	849
45076/1	944	45273/4	644	46132/2	394	5089/3	847
45077/3	944	45275/LED	867	46133/3	394	5123/1	847
45078/1	945	45276/LED	867	46135/3	394	5138/2	847
45079/1	945	45280/1	668	46161/1	713	517-1	732
45080/1	940	45281/2	668	46165/2	498	52000/1	584
45081/1	940	45282/3	668	46172/1	711	52001/2	584
45082/1	940	45283/4	668	46180/1	87	52002/3	584
45083/1	940	45285/3	529	46182/1	87	52003/4	584
45085/1	856	45290/4	386	46183/9	87	52010/1	585
45086/1	856	45291/6	387	46185/3	509	52011/2	585
45087/1	856	45292/10	387	46190/1	914	52012/3	585
45089/3	947	45293/12	386	46194/6	448	52013/4	585
45090/1	852	45300/1	903	46195/6	448	52020/3	335
45091/1	852	45301/1	902	46206/1	702	52021/3	333
45092/1	852	45302/1	902	46210/1	767	52022/5	335
45095/1	878	45303/1	903	46211/1	767	52023/6	334
45096/1	878	45304/1	903	46216/1	702	52024/6+3	333
45097/1	878	45314/1	853	46221/1	705	52025/6+3+3	332
45100CHRC	949	45315/1	853	46222/1	705	5214-C	925
45101CHRC	949	45316/1	853	46230/12	46	5215-C	925
45102CHRC	949	45320/3	499	46231/12	46	5216-C	925
45110/1	901	45321/4	499	46232/24	46	5217-C	925
45111/1	900	45330/1	479	46233/12	47	522-1	733
45112/1	900	45331/1	479	46234/12	47	527-1	728
45113/1	901	45332/1	478	46235/24	47	528-1	729
45114/1	901	45333/1	478	46243/12	48	528-3L-SLV	737
45116/1	870	45334/1	478	46244/12	48	53000/1	457
45117/1	870	45335/1	479	46245/24	48	53001/3	457
45118/1	870	45336/1	479	46250/1	913	53002/1	457
45120/1	892	45345/1	703	46251/1	913	54018/1	791
45121/1	892	45355/1	703	46252/1	913	54020/LED	824
45133/LED	868	45365/1	703	46253/1	913	542-1	726
45144/1	711	46000/1	711	47010/1	886	542-7SR	745
45145/1	854	46000/8R	743	47011/1	886	544-1MO	731
45146/1	854	46007/1	712	47020/1	886	544-6R-MO	742
45147/1	855	46008/1	712	47021/1	886	545-1SAH	730
45148/1	855	46008/3L	737	47040/1	895	546-1	729
45160/1	860	46009/1	712	47041/1	895	55000/1	806
45161/1	860	46010/1	711	47042/1	895	55001/1	720
45170/1	859	46014/1	712	47043/1	894	55004/3	810
45171/1	859	46017/1	712	47044/1	894	55005/6	810
45180/1	859	46018/1	712	47045/1	888	55020/1	802
45181/1	859	46019/1	712	47050/2	917	55021/1	761
45185/1	857	46019/3LP	740	47051/3	917	55030/1	802
45186/1	857	46020/1	352	47052/2	917	55031/1	761
45187/1	857	46021/3	352	47053/3	916	55040/1	802
45190/LED	861	46022/4	352	47054/3	916	55041/1	761
45191/LED	861	46023/1	712	47061/2	920	55045/1	171
45200/LED	875	46024/1	712	47062/3	921	55046/2	171
45201/LED	874	46024/3SR	744	47063/2	920	55047/3	170
45202/LED	874	46028/2	352	47064/3	920	56500/1	705
45203/LED	875	46030/1	809	47065/2	921	56501/1	705
45204/LED	875	46040/2	261	47066/3	921	56502/1	705
45212/1	889	46044/4	260	47070/2	922	56503/1	705
45213/1	889	46045/6	261	47071/2	923	56510/1	704
45215/1	910	46046/3	260	47072/3	922	56520/1	480
45230/LED	863	46047/6	261	47073/3	922		

Item Number	Page	Item Number	Page	Item Number	Page	Item Number	Page
56532/1	481	60004-1	139	63083-4	194	66112-1	131
56540/3	351	60005-1	139	64010-1	911	66113-1	126
56550/1	702	60014-1	139	64011-1	911	66114-1	122
56560/1	702	60015-1	139	64013-1	911	66115-3	134
56570/1	180	60042-1	708	641-BC	521	66118-1	123
56571/1	180	60043-1	708	648-BC	763	66119-1	130
570-1B-C	614	60044-1	708	6500/1	412	66120-3	130
570-1C-WS	615	60044-6R	742	65004-1	219	66121-2	133
570-1N-SW	615	60045-1	708	65006-1	219	66122-1	131
570-2B-C	614	60046-1	708	65007-5	219	66123-1	126
570-2C-WS	615	60047-1	708	6501/2	412	66124-1	122
570-2N-SW	615	60047-6RC	738	6502/3	412	66125-3	134
570-3B-C	614	60052-1	709	65049-1	178	66127/1	215
570-3C-WS	615	60053-1	709	65051-1	179	66128-1	123
570-3N-SW	615	60053-6RC	738	65060-1	177	66128/1	215
570-4B-C	614	60054-1	709	65061-1	177	66130-1	133
570-4C-WS	615	60056-1	708	65070-1	173	66131-2	133
570-4N-SW	615	60057-1	709	65071-1	172	66132-1	131
57023/1	389	60064-1	708	65072-1	178	66133-1	126
57024/3	389	60066-1	708	65073-1	178	66134-1	122
57025/2	388	60066-7SR	745	65080-1	175	66135-3	134
57026/1	389	61030-2	422	65081-1	175	66138-1	123
57027/4	388	61031-3	422	65090-1	172	66139-1	130
57028/4	389	61032-5	422	65150-2	172	66141-2	133
57029/4	388	61040-1	807	65151-3	173	66142-1	131
57030/1	121	611-CB	344	65152/3	169	66143-1	126
57031/1	119	62000-1	879	65153/3	169	66144-1	122
57032/1	120	62001-1	879	65160-1	174	66145-3	134
57040/1	121	62005-1	896	65161-1	174	66148-1	123
57041/1	119	62006-1	896	65162-2	174	66149-1	130
57042/1	120	62007-1	896	65163-3	175	66150-1	808
57050/1	121	621-AB	342	65171/1	719	66151-1	754
57051/1	119	622-AB	342	65172/1	719	66159-1	130
57052/1	120	6232/4	283	65181/1	719	66160-1	808
57060/1	121	6233/6	283	65182/1	719	66161-1	754
57061/1	119	6238/2	283	65191/1	719	66165-3	135
57062/1	120	6242/4	516	65192/1	719	66167/1	215
57070/1	121	629-AB	343	65205/1	156	66168/1	215
57071/1	119	63010-2	232	65215/1	156	66170-1	808
57072/1	120	63011-2	232	65216/1	156	66171-1	754
57080/1	121	63013-3	232	65217/5	156	66180-1	808
57081/1	119	63015-5	230	65225/1	156	66181-1	754
57082/1	120	63016-6	233	65231/1	704	66190-1	205
57083/3	118	63017-8	231	65241/1	704	66191-3	205
57090/1	152	63018-6	235	65260/1	153	66194-1	204
57091/4	152	63019-6	231	65261/1	153	66195-3	205
57094/8	152	63020-1	193	65262/5	204	66196-3	204
57125/1	704	63021-2	193	65270-1	176	66197-5	204
57126/1	704	63022-1	193	65271-1	176	66210-1	806
57130/1	576	63023-4	193	65272-2	176	66211-1	604
57131/2	576	63024-1	715	65273-3	177	66213-3	604
57132/3	576	63034-1	715	65283/1	138	66215-3	136
57133/4	576	63035-1	715	65284/1	138	66216-1	720
57140/1	577	63040-2	235	65300/1	370	66221-1	504
57141/2	577	63041-5	235	65301/1	369	66225-3	136
57142/3	577	63042-6	234	65302/3	680	66235-3	136
57143/4	577	63043-8	234	65303/4	680	66245-3	136
5720-C	927	63050-1	229	65304/3	370	66250-1+1	807
5721-C	927	63051-2	229	65305/1	370	66254-2	502
5722-C	927	63052-2	228	65306/4	369	66280-2	191
5723-C	927	63053-1	228	65307/4	369	66282-6	191
5726-C	915	63055-6	226	65308/5	370	66310-3	351
5727-C	915	63056-5	228	65309/12+6+3	368	66315/1	159
5780-CB	946	63057-6	229	65315/1	370	66317/1	159
5783-CB	946	63058-8	227	65325/1	371	66322-4	205
5960/1	276	63060-1	233	65330/1	371	66325/1	159
5962/3	277	63065-4	236	65340/1	371	66326/1	159
5963/6	277	63066-6	236	65359/6	371	66327/4	158
5964/3	276	63070/1	409	6551/2	413	66335-3	507
5965/4	278	63074/5	409	6552/3	413	66344/1	760
5967/6+4	276	63075/12	409	66092-3	506	66345/1	804
5970/2	274	63080-1	194	66093-4	506	66346/1	805
5972/1	275	63081-1	194	66110-1	133	66354/1	760
5973/4+1	276	63082-2	194	66111-2	133	66355/1	804

Item Number	Page	Item Number	Page	Item Number	Page	Item Number	Page
66356/1	805	66828-1	183	767341/2	681	70263/3	407
66364/1	761	66833-1	183	67342/1	158	70264/3	406
66365/1	804	66843-1	185	67712-1	129	70274/2	201
66366/1	805	66850/1	140	67713-1	124	70275/1	201
66374/1	761	66851/1	141	67722-1	129	70276/3	201
66375/1	804	66853/1	141	67723-1	124	704-C	924
66376/1	805	66860/1	140	67732-1	129	7040/2	640
66380/3	520	66880/1	140	67733-1	124	7042/3	640
66385-1	804	66881/1	141	67742-1	129	7043/2	312
66386-1	805	66882/1	140	67743-1	124	7044/3	310
66392-3	506	66883/1	141	67750/1	363	7046/3	312
66395-3	506	66890/1	81	67754/4	363	7047/6	312
66412-1	131	66891/1	81	67755/6	361	7048/4	640
66413-1	127	66893/4	81	67756/10	360	7050/1	312
66415-3	137	66894/6	80	67757/6	362	706-C	924
66418/2	499	66895/4	81	67758/8	362	72021-1	102
66419/3	499	66896/6	80	69029-1	187	72022-3	102
66422-1	42	66910/4	42	69039-1	186	72060-2	465
66423-1	127	66911/6	43	69040-1	186	72061-2	465
66425-3	137	66912/10	43	69042-1	187	72062-1	464
66432-1	131	66913/6	42	69050-1	186	72063-4	465
66433-1	127	66914/5	43	69052-1	186	72064-8	464
66435-3	137	66915/12	42	69139-1	187	72070-2	462
66442-1	131	66945/1	802	69152-1	187	72071-2	463
66443-1	127	66950/1	403	6H-OB	739	72072-1	462
66445-3	137	66951/3	403	6H-SN	739	72073-4	463
66513-1	125	66955/1	802	6R-CHR	742	72074-8	462
66514-1	128	66970/4	44	6R-OB	742	72077-1	349
66515-1	128	66971/6	45	6R-SN	742	72078-1	349
66516-1	128	66972/10	45	6RC-CHR	738	72079-3	349
66523-1	125	66973/5	45	6RC-OB	738	72080-1	348
66524-1	128	66974/6	44	6RC-SN	738	72081-1	348
66525-1	128	66975/12	44	70000-1CW	763	72121-1	102
66526-1	128	67010-1	591	70000-1IR	763	72122-3	103
66533-1	125	67011-2	591	70007-2	522	72134/3	397
66534-1	129	67012-3	591	70014-3	522	72135/5	397
66543-1	125	67020-1	590	70021-1	337	72145/1	189
66553-1	124	67021-2	590	70023-4	339	72146/3	189
66584-1	122	67022-3	590	70027-2	522	72154/1	716
66585-3	135	67046/1	142	70044-2	800	72163/1	154
66588-1	123	67062/1	806	70046-1	768	72164/4	154
66589-1	130	67066/1	142	70053-4	828	72173/1	155
66594-1	122	6710-C	928	70061-3	405	72174/4	155
66595-3	135	6711-C	928	70064-2	405	72184/1	402
66598-1	123	67110/1	211	70065-2	404	72185/3	402
66599-1	130	67116/3	214	70066-1	405	72194/2	195
66630-1	133	67117/1	215	70067-3	404	72195/1	195
66631-2	133	67118/1	215	70083-4	828	72196/4	195
66632-1	131	6712-C	928	70089-1	521	72221-1	102
66633-1	126	67120/1	211	70098-2	341	72222-3	103
66635-3	136	67123/3	213	701-C	924	73011-1	767
66670-1	808	67124/1	212	70113-4	343	73020-2	458
66671-1	754	67125/1	212	70114-1	341	73021-1	458
66681-1	754	67126/3	214	702-C	924	73022-3	458
66691-1	754	67130/1	211	70201/1	408	73023-5	458
66700-1	887	67143/3	213	70202/3	408	73030-2	459
66702-1	887	67144/1	212	70203/3	408	73031-1	459
66751-1	132	67145/1	212	70205/3	408	73032-3	459
66760-1	132	67153/3	213	70210/1	396	73033-5	459
66761-1	132	67154/1	212	70211/1	396	73041-1	767
66771-1	132	67155/1	212	70212/3	396	73046-3	230
66780-1	132	67166/3	214	70213/2	396	7630/1	411
66781-1	132	67170/1	594	70223/1	399	7631/2	620
66810-1	185	67171/2	594	70224/1	399	7632/3	620
66812-1	184	67172/3	594	70225/3	399	7633/2	411
66813-1	184	67173/4	594	70226/3	399	7634/1	410
66815-1	184	67180/1	595	70250/1	401	7635/3	411
66816-1	184	67181/2	595	70251/2	400	7636/5	411
66817-1	185	67182/3	595	70252/1	401	7637/5	410
66822-1	182	67183/4	595	70253/3	401	7638/6+3	

Item Number	Page	Item Number	Page	Item Number	Page	Item Number	Page
7905-WP	952	81135/1	716	9323/4	637	BV2313-0-15	645
7906-WP	955	81140/LED	560	9325/1	336	BV2411-10-15	544
7907-WP	953	81141/LED	560	9326/3	336	BV2412-10-15	544
7908-WP	954	81142/LED	560	9327/5	336	BV2413-10-15	544
7909-WP	952	81150/1	101	933-TB	521	BV2414-10-15	544
7910-WP	955	81151/3	674	934-CB	344	BV281-10-15	822
7911-WP	953	81152/4	674	936-CB	521	BV281-10-16M	822
7912-WP	954	81153/1	101	937-CB	521	BV301-90-15	652
7913-WP	952	81154/3	101	941-TB	339	BV302-90-15	652
7914-WP	955	81155/5	101	990-D	339	BV303-90-15	652
7915-WP	953	81160/1	675	990-J	522	BV304-90-15	652
7916-WP	954	81161/3	675	997-AW-01	523	BV311-90-15	651
7917-WP	960	81162/4	675	997-AW-03	523	BV313-90-15	651
7918-WP	960	81175/6	83	997-AW-04	523	BV314-90-15	651
7919-WP	960	81184/1	77	997-AW-07	523	BV331-10-15	566
7920-WP	960	81185/4	77	997-AW-09	523	BV331-10-16M	566
7921-WP	956	81186/5	77	997-AW-10	345	BV3321-10-15	547
7922-WP	959	81200/2	92	997-AW-12	523	BV3322-10-15	547
7923-WP	957	81202/5	92	997-AW-13	523	BV3323-10-15	547
7924-WP	958	81204/6+3	92	997-AW-17	523	BV3324-10-15	547
7925-WP	956	81210/1	609	997-AW-19	523	BV351-5-15	558
7926-WP	959	81211/2	609	997-AW-21	523	BV352-5-15	558
7927-WP	957	81212/3	609	997-AW-28	523	BV353-5-15	558
7928-WP	958	81213/4	609	999-1	346	BV354-5-15	558
7929-WP	956	81223/1	501	999-10	345	BV361-0-15	662
7930-WP	959	81224/1	501	999-12	346	BV362-0-15	662
7931-WP	957	81225/1	760	999-13	346	BV363-0-15	662
7932-WP	958	81226/1	760	999-17	346	BV511-10-16P	556
7933-WP	956	82030/6	100	999-19	346	BV512-10-16P	556
7934-WP	959	83001/6	473	999-21	346	BV513-10-16P	556
7935-WP	957	85001	311	999-28	346	BV514-10-16P	556
7936-WP	958	85002	310	999-3	346	BV5501-10-15	549
7940-WP	956	85003	310	999-4	346	BV5502-10-15	549
7941-WP	953	85004	311	999-7	346	BV5503-10-15	549
7953/2	292	85100/1	703	999-9	346	BV5504-10-15	549
7956/5	292	85105/LED	450	BV1001-0-15	449	BV6021-10-16M	557
7958/6	292	85106/LED	450	BV1002-0-15	665	BV6022-10-16M	557
7959/8+4	292	85107/LED	450	BV1003-0-15	665	BV6023-10-16M	557
7SR-CHR	745	86051	317	BV1004-0-15	665	BV6024-10-16M	557
7SR-OB	745	86052	317	BV1103-0-15	664	BV6031-10-15	541
7SR-SN	745	86053	317	BV1201-0-15	809	BV6032-10-15	541
8050/3	302	86054	316	BV1301-0-15	666	BV6033-10-15	541
8053/5	302	87020/1	899	BV1302-0-15	666	BV6034-10-15	541
8054/5	303	87021/1	898	BV1303-0-15	666	BV671-90-15	821
8055/8+4	303	87022/1	898	BV1304-0-15	666	BV6T1-10-15	568
8056/10+5	302	87023/1	899	BV1351-0-15	809	BV6T1-10-16M	569
8058/3	303	87024/1	899	BV1411-90-15	548	BV6T1-10-45	570
8059/2	305	87040/1	905	BV1412-90-15	548	BV6T2-10-15	568
8069/2	305	87041/1	904	BV1413-90-15	548	BV6T2-10-16M	569
8090/2	313	87042/1	904	BV1414-90-15	548	BV6T2-10-45	570
8091/3	313	87043/1	905	BV1521-10-15	539	BV6T3-10-15	568
8092/6	313	87044/1	905	BV1522-10-15	539	BV6T3-10-16M	569
81030/1	559	87050/1	910	BV1523-10-15	539	BV6T3-10-45	570
81031/2	559	87060/1	926	BV1524-10-15	539	BV6T4-10-15	568
81032/3	559	87070/1	929	BV1701-0-15	663	BV6T4-10-16M	569
81040/3	508	87080/1	926	BV1703-0-15	663	BV6T4-10-45	570
81041/4	508	87090/1	907	BV1704-0-15	663	BV6T5-10-15	568
81070/1	687	87091/1	907	BV2061-10-15	540	BV6T5-10-16M	569
81072/3	687	87092/1	907	BV2062-10-15	540	BV6T5-10-45	570
81081/4	531	87100/1	930	BV2063-10-15	540	BV711-10-15	561
81094/3	446	87101/1	930	BV2064-10-15	540	BV711-10-16	563
81095/1	446	87102/1	930	BV2081-10-15	545	BV711-10-45	562
81096/5	446	8887/6	460	BV2082-10-15	545	BV711-6-16	565
81097/6	446	8888/8	460	BV2083-10-15	545	BV711-HM-45	564
81105/1	376	8R-CHR	743	BV2084-10-15	545	BV712-10-15	561
81106/1	376	8R-OB	743	BV2121-10-15	550	BV712-10-16	563
81107/4	376	8R-SN	743	BV2122-10-15	550	BV712-10-45	562
81108/6	376	9003/2	461	BV2123-10-15	550	BV712-6-16	565
81120/1	75	9010/9	461	BV2241-10-15	538	BV712-HM-45	564
81121/3	676	9105/4	315	BV2242-10-15	538	BV713-10-15	561
81122/4	676	9107/4+2	315	BV2243-10-15	538	BV713-10-16	563
81123/1	75	9108/6+3	314	BV2244-10-15	538	BV713-10-45	562
81124/3	75	931-VA	522	BV2311-0-15	645	BV713-6-16	565
81125/5	75	9322/3	637	BV2312-0-15	645	BV713-HM-45	564

Item Number	Page	Item Number	Page	Item Number	Page	Item Number	Page
BV714-10-15	561	D1849	404	LD026RSF-D	774	WS4525-5-15	692
BV714-10-16	563	D1852	343	LVO12RSF	775	WS4525-5-16M	692
BV714-10-45	562	D2252	179	LVO18RSF	775	WS702-0-15	685
BV714-6-16	565	D2254	179	LVO24RSF	775	WS703-0-15	685
BV714-HM-45	564	FLLC1352-10-98	490	LVO32RSF	775	WS705-0-15	685
BV715-10-15	561	FM1101-0-15	449	M1000AB	966	WS851-79-16M	821
BV715-10-16	563	FM1201-0-15	531	M1000WH	966	WS852-79-16M	821
BV715-10-45	562	FML2000-10-16M	535	M1001AB	968	WSL100-10-15	694
BV715-6-16	565	FML2020-10-16M	535	M1001WH	968	WSL101-10-15	694
BV715-HM-45	564	FML2030-10-16M	534	M1002AB	971	WSL1301-10-15	688
BV741-10-15	552	FML400-10-15	533	M1002WH	971	WSL1302-10-15	688
BV741-10-45	553	FML4000-10-15	533	M1003	966	WSL1351-10-98	490
BV742-10-15	552	FML401-10-15	533	M1004AB	973	WSL1501-30-30	825
BV742-10-45	553	FML4025-10-16M	535	M1004WH	973	WSL1601-PW-15	822
BV743-10-15	552	FML4050-10-16M	535	M1005AB	968	WSL2125-AC-15	690
BV743-10-45	553	FML4075-10-16M	535	M1005WH	968	WSL2150-AC-15	690
BV744-10-15	552	FML4100-10-15	533	M1006AB	969	WSL2175-AC-15	690
BV744-10-45	553	FML4225-10-16M	534	M1006WH	969	WSL250-0-15	647
BV7T1-10-15	586	FML4250-10-16M	534	M1007AB	972	WSL355-10-98	695
BV7T2-10-15	586	FML4525-10-15	533	M1007WH	972	WSL356-10-98	695
BV7T3-10-15	586	FML4550-10-15	533	M1008AB	970	WSL401-140-30	825
BV7T4-10-15	586	FML4725-10-15	534	M1008WH	970	WSL4500-10-16M	693
BV820-10-15	819	FML4750-10-15	534	M1009AB	969	WSL4525-10-16M	693
BV820-10-16M	819	FML4925-10-15	534	M1009WH	969	WSL4550-10-16M	693
BV820-10-45	819	FML4950-10-15	534	M1010	966	WSL501-140-30	825
BV821-10-15	818	FML500-10-98	533	M1011AB	967	WSL820-10-16M	820
BV821-10-16M	818	FML501-10-98	533	M1011WH	967	WSL825-10-15	820
BV825-10-15	818	FML502-10-98	533	M1012AB	970	WSL901-30-30	825
BV825-10-16M	818	FML600-10-30	486	M1012WH	970	ZL009RSF	776
BV851-10-15	579	FML7125-10-16M	535	M1013AB	967	ZL017RSF	776
BV852-10-15	579	FML7150-10-16M	535	M1013WH	967	ZL026RSF	776
BV853-10-15	579	FML7175-10-16M	535	M1014AB	973	ZL035RSF	776
BV861-10-15	554	FML801-PW-15	476	M1014WH	973	ZL048RSF	776
BV862-10-15	554	G1 GLASS	832	M1017AB	972	ZL309RSF	777
BV863-10-15	554	G6 GLASS	832	M1017WH	972	ZL317RSF	777
BV864-10-15	554	HZ009RSF	778	M1018AB	965	ZL326RSF	777
BV9T1-10-15	546	HZ017RSF	778	M1018WH	965	ZL335RSF	777
BV9T2-10-15	546	HZ026RSF	778	M1019AB	964	ZL348RSF	777
BV9T3-10-15	546	HZ035RSF	778	M1019WH	964	ZS-CLIP90-N-15	781
BV9T4-10-15	546	HZ048RSF	778	M1020AB	965	ZS-CLIPADJ-N-15	781
BVL1201-0-15	551	HZ109RSF	780	M1020WH	965	ZS303RSF	772
BVL1202-0-15	551	HZ117RSF	780	M1022AB	971	ZS306RSF	772
BVL1203-0-15	551	HZ135RSF	780	M1022WH	971	ZS310RSF	772
BVL1204-0-15	551	HZ309RSF	779	M1023WH	964	ZS312RSF	772
BVL151-0-15	647	HZ317RSF	779	M1024WH	964	ZS403RSF	772
BVL152-0-15	647	HZ326RSF	779	MLE1200-5-30	534	ZS406RSF	772
BVL153-0-15	647	HZ335RSF	779	MLE1201-5-30	534	ZS410RSF	772
BVL154-0-15	647	LA100	747	PC6100-90-16M	727	ZS412RSF	772
BVL281-10-15	822	LC1210-10-98	489	PS1001-0-15	449	ZS603RSF	772
BVL371-10-16M	689	LC1215-10-98	489	PS1005-0-15	449	ZS606RSF	772
BVL372-10-16M	689	LC1310-10-98	491	PS1200-0-15	717	ZS610RSF	772
BVL380-10-30	686	LC1350-10-98	490	PS4603-10-15	727	ZS612RSF	772
BVL390-10-16M	686	LC2101-N-98	487	PS4701-140-15	477	ZSBOX-N-30	781
BVL4001-10-15	555	LC2201-N-30	487	PS4702-140-15	477	ZSBUTT-N-30	781
BVL4002-10-15	555	LC2301-N-30	488	PS4703-140-15	477	ZSCON12-N-30	781
BVL4003-10-15	555	LC2401-N-30	488	PS8160-15-31	718	ZSCON24-N-30	781
BVL4004-10-15	555	LC4010-0-98	495	PS8160-85-31	718	ZSL-N-98	781
BVL450-10-15	691	LC4020-10-98	495	PS8160-89-31	718	ZSPUG-N-30	781
BVL451-10-15	691	LC411-PW-15	476	ROD KIT-CHR	739	ZSR-N-98	781
BVL911-10-15	572	LC412-10-45	531	ROD KIT-OB	739	ZST-N-98	781
BVL911-10-16M	571	LC413-10-80	720	ROD KIT-SN	739		
BVL911-10-45	573	LC414-PW-80	476	WLE120C			



dimond-home.com

A PURE CELEBRATION OF STYLE

Discover the beauty of nature and the elegance of modern design. Extraordinary design and superior craftsmanship create an enchanting collection of home accessories.



dimondlighting.com

LAMPS & LIGHTING FIXTURES

Inspired by poetry of light and acclaimed for the elegance with which they are executed, Dimond lamps and fixtures transcend the boundaries of innovations and style.



mysterlinghome.com

ACCENT FURNITURE, WALL DECOR & ACCESSORIES

Distinctive, innovative & design-driven home furnishings and accessories that uncover styles of the future, while revitalizing themes from the past.



elklighting.com

LIGHTING FIXTURES

Lighting fixtures for discerning customers that inspire creativity and reflect a commitment to quality, innovation and style.



alicolighting.com

LED LIGHTING

With over 50 years of experience and passion creating sophisticated lighting fixtures. We are inspired by the latest in design and technology to conceive functional and premium quality products.



thomaslighting.com

CONTRACT LIGHTING

A compact, yet versatile and stylish range of lighting designed with the builder and specifier in mind that allows mix and match capabilities across collections.



steinworld.com

HOME FURNISHINGS

Stein World's stylish furnishings add character, personality and drama to a space. From chests and cabinets to lighting, tables, mirrors, and seating - our accents make it easy to create a home that's warm, welcoming and memorable.



themirrormasters.com

DECORATIVE MIRRORS

Mirror Masters Company is proud to support many of the most prestigious home furnishing retailers with our products and services, as well as many of the top hospitality projects around the globe.



pomeroycollection.com

ACCESSORIES

Pomeroy offers a wide variety of home furnishing products which are designed to be as functional as they are beautiful.

COORDINATE YOUR DECOR WITH ELK BRANDS
WHOLE HOME SOLUTIONS



12 Willow Lane / Nesquehoning, PA 18240 / Tel: **800-613-3261** / Fax: 866-613-3264
www.elkgroupinternational.com / sales@elkgroupinternational.com

Permanent Showrooms

Atlanta / Dallas / High Point / Las Vegas / New York / Hong Kong / Toronto

Design Studio

12 West 32nd Street, 11th floor / New York, NY 10001