

# 25 REASONS TO CHOOSE FLEX FIREPLACES VERSUS A GAS FIREPLACE

	Gas Fireplace	Flex Fireplace Series: 150 Models
<b>Number of pages in manual relating to installation</b>	50 - 90+	1
<b>Framing</b>		
Fireplace is Zero Clearance - ie: can be framed with wood studs	Depends on model	Yes
<b>Venting</b>		
Venting rise to run ratio must be adhered to	Required	NA
Venting clearances to combustibles must be adhered to	Required	NA
Vent cap clearances on outside of home must be adhered to	Required	NA
Specific finishing material required around vent cap	Required	NA
Hole required in envelope of dwelling for vent cap	Required	NA
Code and HOA approval for exterior vent cap	Required	NA
Hole in envelope creates potential for future water leaks	Yes	NA
Cost of venting	Required	NA
<b>Gas Supply</b>		
Licensed plumber must properly size gas line to BTU input of fireplace	Required	NA
Licensed plumber must confirm Gas Pressure is Correct	Required	NA
Licensed plumber must conduct leak test on Gas Line	Required	NA
Costs of licensed plumber and materials	Required	NA
<b>Electrical</b>		
Electrician must supply power to fireplace junction box	Required	NA
Electrician must connect low voltage wall switch to fireplace	Required	NA
Cost of electrician and materials	Required	NA
<b>Finishing Materials</b>		
Finishing clearances and materials for each fireplace	Every model is different	150 models are all the same
# of pages in manual relating to finishing materials	3-6+	1
<b>Maintenance</b>		
Annual Service Recommended	Required	NA
Check ignitor, thermocouple or flame sensor, vacuum switch, vent cap	Required	NA
Costs of annual maintenance (labor and materials)	Required	NA
4 Fewer General Contractors	NO	YES
Easy Installation	NO	YES
No Service Issues in future	NO	YES
Green/Clean Burning	NO	YES
Renewable Energy Source	NO	YES

# FLEX FIREPLACES 150 MODELS

## CHOOSE YOURS IN 3 SIMPLE STEPS

### 1. Select fireplace style

#### SINGLE ROOM



SINGLE SIDED



LEFT CORNER



RIGHT CORNER



BAY

#### ROOM DIVIDERS



PENINSULA  
(INSTALL LEFT OR RIGHT)

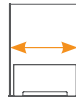


DOUBLE SIDED

### 3. Select your configuration




### 2. Select opening Size



FLEX18 viewing area 18in [455mm]




FLEX32 viewing area 32in [810mm]



FLEX50 viewing area 50in [1,270mm]



FLEX68 viewing area 68in [1,730mm]



FLEX86 viewing area 86in [2,185mm]



FLEX104 viewing area 104in [2,645mm]



FLEX122 viewing area 122in [3,100mm]



FLEX140 viewing area 140in [3,560mm]



FLEX158 viewing area 158in [4,015mm]