

a L o r a





a L o r a

# the aLora collection...

Alora Lighting provides timeless luminaires for luxury spaces. With influences from classic and vintage pieces utilizing innovative technology, Alora creates elevated masterpieces meant to stand the test of time. Each piece designed for Alora seeks to tell a unique and artful story with a history all its own. Our dedication to quality and craftsmanship sets the Alora standard a cut above the rest.





# Meet Our Makers

The latest additions to Alora Lighting continue to define the brand's classic elegance. This supplement offers fresh takes on vintage styles, a touch of modern, and elegant pieces set to wow and inspire. Taking notes from the glamour of the 1920s' Art Deco movement melded with touches of Parisian Chic style creates forms, textures, and ambiance like never before.



## Alan Pepin

Alan Pepin the Director of Design for Alora Lighting. His design experience ranges widely throughout the realm of home furnishings and ready to wear fashion. His method of design storytelling includes in-depth trend reporting, insightful merchandising and engaging product illustration. He is an advocate for creative thinking, a fine artist, and a dog person.

*Alan Pepin*



## Elisa Carlucci

Elisa Carlucci is a designer and sculptor with a focus on luxury retail and bespoke lighting and furniture. Elisa's aesthetic is a blend of organic and geometric, offering a feminine sensibility while maintaining a bold sense of architectural form. She believes that great design brings joy to the user, and as a designer, it's her privilege to impact people's lives through her work.

*Elisa Carlucci*



## Ryan Pauly

Ryan Pauly is an in-house designer for Alora and Director of Design for sister brand, Kuzco Lighting. Ryan is an interdisciplinary designer with vast experience and knowledge in modern lighting. Pauly's designs for Kuzco Lighting have awarded the brand over 12 coveted awards. His passion is to create visionary lighting that sparks innovation wherever it is placed.



## Charles Pavarini III

As grandson of Charles Pavarini, Sr., Charles Pavarini III has reinterpreted the legacy of the Pavarini Construction Company, known for creating historic NYC landmarks. Pavarini's design style has evolved into a highly poetic blend of traditional and contemporary design elements. Through the years, Pavarini has accumulated 33 industry awards for his designs.

# Visual Index

## Abbott

Page 100 - 103



## Akoya

Page 156 - 159



## Alonso

Page 80 - 89



## Anders

Page 122 - 125



# Aryas

Page 168 - 169



# Astrid

Page 190 - 195



# Blanco

Page 170 - 175



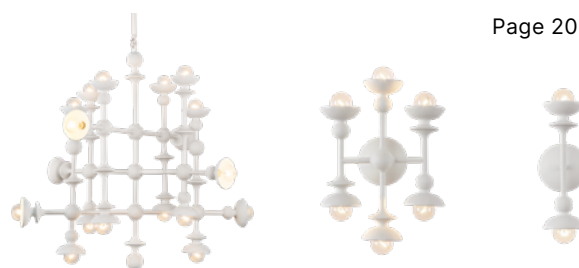
# Brickell

Page 94 - 99



# Cadence

Page 20 - 23





## Caesar

Page 220 - 223



## Cairo

Page 104 - 115



## Calor

Page 244 - 249



## Celeste


Page 204 - 205





## Dahlia

Page 28 - 33



## Delphine

Page 198 - 201



## Doral

Page 56 - 59



## Douglas

Page 208 - 209



## Duo

Page 250 - 251



# Edwin

Page 50 - 55



# Flora

Page 176 - 179



# Globo

Page 270 - 275



# Harbour

Page 90 - 93



## Honour

Page 196 - 197



## Kensington

Page 180 - 185



## Kimpton

Page 210 - 211



## Kismet

Page 216 - 219



# Lucian

Page 126 - 137



# Madison

Page 230 - 233



# Marni

Page 142 - 155



## Martine

Page 24 - 27



## Nadine

Page 76 - 79



## Onyx

Page 138 - 141



## Osorio

Page 116 - 121



## Oviatt

Page 202 - 203



## Palais

Page 226 - 229




## Palmetto

Page 46 - 49



## Parducci

Page 214 - 215



## Peabody

Page 212 - 213



## Revolve

Page 252 - 267



## Revolve II

Page 268 - 269



## Sabre

Page 186 - 189



## Sutter

Page 206 - 207



## Tagliato

Page 276 - 281



## Torres

Page 160 - 167



## Valencia

Page 224 - 225



## Valise

Page 234 - 243



## Willard

Page 60 - 75



## Wynwood

Page 36 - 45



## Yukari

Page 34 - 35





# Metals



AN  
Aged Nickel




AW  
Antique White




BG  
Brushed Gold



BK  
Black



CB  
Classic Black



CH  
Chrome




GD  
Gold



GS  
Gold Shimmer



LB  
Light Bronze



MB  
Matte Black



MW  
Matte White



NB  
Natural Brass



PB  
Polished Brass



PN  
Polished Nickel



SS  
Silver Shimmer



UB  
Urban Bronze



VB  
Vintage Brass

# Materials



AR  
Alabaster



CC  
Crystal



CG  
Clear Glass



CL  
Cognac Leather



CN  
Cotton Rope



CR  
Ribbed Glass



FG  
Gold Flake



FR  
Frosted Ribbed Glass



GO  
Glossy Opal Glass



HL  
Hazelnut Leather



OP  
Opal Matte Glass



PG  
Prismatic Glass



SM  
Smoked Glass



TL  
Tuxedo Leather



WO  
Woven



WT  
Walnut

# Cadence

Cadence is a playful study in rhythm, a mix of sculptural organic shapes. Inspired by abstract sculpture, it is asymmetrical yet visually balanced. Finished in a brand new, textural white finish, this collection creates an artful energy in any room.

Design by  
*Carlucci*

- Finishes
- AW - Antique White



## Design Detail

Cadence features our textured white finish, providing the luxe feel of plaster with easy cleaning and upkeep.

**CH328129AW**  
D30" x H29-1/2"

Item	Lamp	Recomm. Bulb	Voltage	Rod Length	Min. Height	Canopy Dimension
CH328129	18 × 40W, E12	Type G	120V	46" Max (3×12" + 1×6" + 1×4")	38"	D6" x H2"

Bulbs not included. Up to 45° sloped ceiling adaptable.



CH328129AW





WV328611AW

**WV328209AW**

W4-1/2" x H11" x E5-1/2"

**WV328611AW**

W11" x H14" x E5-1/2"

Item	Lamp	Recomm. Bulb	Voltage	Height from Center	Canopy Dimension
WV328611	6 × 60W, E12	Type G	120V	7"	D4-1/2" x E1-1/2"
WV328209	2 × 60W, E12	Type G	120V	5-1/2"	D4-1/2" x E1-1/2"

Bulbs not included. Can be mounted up or down.

# Martine

The Martine Collection is inspired by traditional cast plaster lighting of the 1930s and '40s. It features wave-like carvings to create an organic sculptural form that graces a space like a hanging sculpture. Featuring our new, textured white finish, the Martine makes waves in any space.

Design by  
*Carlucci*

Finishes

● AW - Antique White



**CH352430AW**  
D30" x H10-1/8"



**CH352323AW**  
D22-1/2" x H7-3/4"

Item	Lamp	Recomm. Bulb	Voltage	Chain Length	Min. Height	Canopy Dimension
CH352430	4 × 60W, E26	A19	120V	72" Max.	25"	D5-5/8" x H2-3/8"
CH352323	3 × 60W, E26	A19	120V	72" Max.	20"	D5-5/8" x H2-3/8"

Bulbs not included.



CH352430AW





### **Design Detail**

Martine features our textured white finish, providing the luxe feel of plaster with easy cleaning and upkeep.





**WV352206AW**  
W6" x H13" x E3-7/8"

Item	Lamp	Recomm. Bulb	Voltage	Height from Center
WV352206	2 × 60W, E12	Candelabra	120V	6-1/2"

Bulbs not included. Can be mounted vertically or hoztionally. ADA Compliant.

# Dahlia

Taking inspiration from flowers and all things biophilic comes the Dahlia collection. Stunning ribbed alabaster plates adorned with delicate pearls of opal glass illumination create perfect diffused mood lighting. Each detail of the Dahlia is thoughtfully forged to create a luxury look that is sure to stand the test of time.

Design by  
*Alan Papia*

- Finishes
- UBAR - Urban Bronze with Alabaster
  - VBAR - Vintage Brass with Alabaster



**CH346046UBAR**  
W46-1/2" x H21"

**CH346046VBAR**  
W46-1/2" x H21"

Item	Lamp	Voltage	CCT	Dimming	Rod Length	Min. Height	Canopy Dimensions
CH346046	LED, 40W, 1900lm*	120V	2700K	100% – 10%	46" Max. (3×12" + 1×6" + 1×4")	28"	D6" x H2"

Dimmable with TRIAC or ELV dimmer (not included). Up to 15° sloped ceiling adaptable. \*Preliminary delivered lumens figures.



CH346046VBAR

Dahlia



WV346006UBAR  
D6" x E3-7/8"



SF346313UBAR  
D13" x H8-1/4"



WV346006VBAR  
D6" x E3-7/8"



SF346313VBAR  
D13" x H8-1/4"

Item	Lamp	Voltage	CCT	Height from Center	Canopy Dimension
WV346006	LED, 6W, 265lm*	120V	2700K	3"	D4-3/4" x E1"
SF346313	LED, 11W, 550m*	120V	2700K	6-1/2"	D4-3/4" x H1"

Dimmable with TRIAC or ELV dimmer (not included). WV346006: Can be mounted wall or ceiling. WV346006: ADA Compliant.

\*Preliminary delivered lumens figures.





### **Design Detail**

Alabaster boasts distinct variations in both its veining and tone, a unique characteristic of a timeless natural material.



WV346322VBAR





**WV346214UBAR**  
W6" x H13-3/4" x E3-7/8"



**WV346214VBAR**  
W6" x H13-3/4" x E3-7/8"



**WV346322UBAR**  
W6" x H21-5/8" x E3-7/8"



**WV346322VBAR**  
W6" x H21-5/8" x E3-7/8"

Item	Lamp	Voltage	CCT	Height from Center	Canopy Dimension
WV346322	LED, 11W, 520lm*	120V	2700K	10-7/8"	D4-3/4" x E1"
WV346214	LED, 7W, 357m*	120V	2700K	10-3/4"	D4-3/4" x E1"

Dimmable with TRIAC or ELV dimmer (not included). ADA Compliant. Can be mounted vertically or horizontally.

\*Preliminary delivered lumens figures.

# Yukari

Yukari is inspired by the beauty and simplicity of eucalyptus. Stunning leaf-like petals forged in Polished Brass or White dance around a simple frame to create pure magic suspended in air. The Yukari breathes fresh life into a space and becomes a stunning centerpiece wherever it is placed.

Design by

*Carlucci*

## Finishes

● PB - Polished Brass

● MW - Matte White



**CH340041MW**

D30-3/8" x H40-1/4"



**CH340041PB**

D30-3/8" x H40-1/4"

Item	Lamp	Recomm. Bulb	Voltage	Chain Length	Min. Height	Canopy Dimension
CH340041	16 × 60W, E12	Candelabra	120V	72" Max.	45"	D6" x H1-1/2"

Bulbs not included.





CH340041PB

# Wynwood

Industrial hardware dances with soft opal glass in the Wynwood collection. Inspired by vintage machinery components, the Wynwood makes vintage look brand new again. Meticulous details such as the metal loops on each piece speak to the uniqueness this collection brings. The Wynwood is sure to bring classic warmth to any space.

Design by  
*Alan Papin*

- Finishes
- UB - Urban Bronze
  - VB - Vintage Brass

- Shades
- GO - Glossy Opal



**LP355652UBGO**  
L52-3/8" x W3-1/4" x H29-5/8"



**LP355652VBGO**  
L52-3/8" x W3-1/4" x H29-5/8"

Item	Lamp	Recomm. Bulb	Voltage	Rod Length	Min. Height	Canopy Dimension
LP355652	6 × 60W, E26	T10	120V	46" Max. (3×12" + 1×6" + 1×4")	36"	D6" x H1-5/8"

Bulbs not included. Up to 15° sloped ceiling adaptable.





LP355652UBGO

Wynwood



**CH355632VBGO**  
D32-1/8" x H29-5/8"



**CH355632UBGO**  
D32-1/8" x H29-5/8"

Item	Lamp	Recomm. Bulb	Voltage	Rod Length	Min. Height	Canopy Dimension
CH355632	6 × 60W, E26	T10	120V	46" Max. (3×12" + 1×6" + 1×4")	36"	D6" x H1-5/8"

Bulbs not included. Up to 15° sloped ceiling adaptable.

## Design Detail

Wynwood features our signature thick Glossy Opal glass that adds an element of true luxury to each piece.





**WV355116UBGO**  
W3-5/8" x H15-3/4" x E5"



**WV355116VBGO**  
W3-5/8" x H15-3/4" x E5"



**WV355223UBGO**  
W22-7/8" x H6-5/8" x E5"



**WV355223VBGO**  
W22-7/8" x H6-5/8" x E5"

Item	Lamp	Recomm. Bulb	Voltage	Height from Center	Canopy Dimension
WV355223	2 × 60W, E26	T10	120V	4-1/4"	D4-3/4" x E7/8"
WV355116	1 × 60W, E26	T10	120V	13-1/2"	D4-3/4" x E7/8"

Bulbs not included. Can be mounted up or down.



**FM355317UBGO**

D16-5/8" x H5-5/8"



**FM355317VBGO**

D16-5/8" x H5-5/8"

Item	Lamp	Recomm. Bulb	Voltage	Canopy Dimension
FM355317	3 × 60W, E12	T10	120V	D13" x H1-1/8"

Bulbs not included.



**PD355015UBGO**  
D3-5/8" x H15"

**PD355015VBGO**  
D3-5/8" x H15"

Item	Lamp	Recomm. Bulb	Voltage	Rod Length	Min. Height	Canopy Dimension
PD355015	1 × 60W, E26	T10	120V	46" Max. (3×12" + 1×6" + 1×4")	21"	D4-3/4" x H1-5/8"

Bulbs not included. Up to 15° sloped ceiling adaptable.





**TL355022UBGO**  
L7-3/8" x W6" x H22-1/4"



**TL355022VBGO**  
L7-3/8" x W6" x H22-1/4"

Item	Lamp	Recomm. Bulb	Voltage	Base Dimension
TL355022	1 × 60W, E26	T10	120V	D6" x H1-3/8"


Bulbs not included. Full-range dimmer switch.



PL355232VB



**PL355220UB**  
W20" x H9-1/8" x E7-7/8"



**PL355220VB**  
W20" x H9-1/8" x E7-7/8"

**Style Tip**  
Picture lights should be in the range of 5-10" smaller than the art they are illuminating.



**PL355232UB**  
W32" x H9-1/8" x E7-7/8"



**PL355232VB**  
W32" x H9-1/8" x E7-7/8"

Item	Lamp	Recomm. Bulb	Voltage	Height from Center	Canopy Dimension
PL355232	2 × 60W, E26	T10	120V	6-3/4"	D4-3/4" x E7/8"
PL355220	2 × 60W, E26	T10	120V	6-3/4"	D4-3/4" x E7/8"

Bulbs not included.


# Palmetto

The Palmetto collection speaks to historical fixtures of old while remaining perfectly modern for today. Every detail of this collection is inspired by vintage, industrial-age pieces, while adding modern flair with stunning polished finishes. From oversized kitchen island pendants to small space semi-flush mounts, this collection speaks volumes in any space.

Design by  
*Alan Papp*

Finishes

- PBGO - Polished Brass with Glossy Opal
- PNGO - Polished Nickel with Glossy Opal
- UBGO - Urban Bronze with Glossy Opal



**PD344020PBGO**  
D20" x H11-3/4"



**PD344020PNGO**  
D20" x H11-3/4"



**PD344020UBGO**  
D20" x H11-3/4"

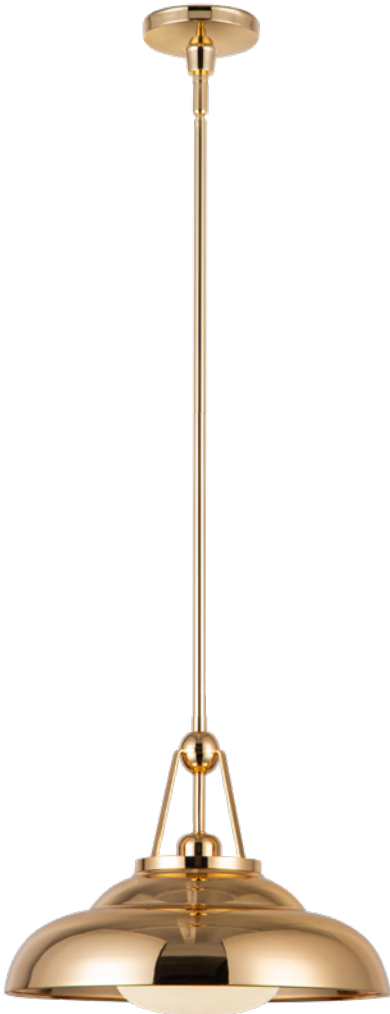
Item	Lamp	Recomm. Bulb	Voltage	Rod Length	Min. Height	Canopy Dimension
PD344020	1 × 60W, E26	A19	120V	46" Max. (3×12" + 1×6" + 1×4")	20"	D4-3/4" x H2"

Bulbs not included. Up to 45° sloped ceiling adaptable.







Palmetto



**PD344014PBGO**  
D14-1/2" x H11-5/8"



**PD344014PNGO**  
D14-1/2" x H11-5/8"



**PD344014UBGO**  
D14-1/2" x H11-5/8"

Item	Lamp	Recomm. Bulb	Voltage	Rod Length	Min. Height	Canopy Dimension
PD344014	1 × 60W, E26	A19	120V	46" Max. (3×12" + 1×6" + 1×4")	20"	D4-3/4" x H2"

Bulbs not included. Up to 45° sloped ceiling adaptable.





**SF344012PBGO**  
D12" x H10-7/8"



**SF344012UBGO**  
D12" x H10-7/8"



**SF344012PNGO**  
D12" x H10-7/8"

Item	Lamp	Recomm. Bulb	Voltage	Canopy Dimension
SF344012	1 × 60W, E26	A19	120V	D4-3/4" x H1-1/8"

Bulbs not included.

# Edwin

The Edwin harkens back to a glamorous age of decadence. Art Deco inspired ribbed glass dances along strong frames to create a style that is truly timeless. Featuring unique integrated LED elements that give modern elegance to vintage sensibilities. Each piece inspires with a mixture of luxury textures and classic shapes.

Design by  
*Alan Papin*

Finishes

- UBFR - Urban Bronze with Frosted Ribbed Glass
- VBFR - Vintage Brass with Frosted Ribbed Glass



**CH348038UBFR**  
D37-1/2" x H17-5/8"



**CH348038VBFR**  
D37-1/2" x H17-5/8"

Item	Lamp	Voltage	CCT	Dimming	Rod Length	Min. Height	Canopy Dimensions
CH348038	LED, 118W, 7452lm*	120-277V	3000K	100% – 10%	46" Max. (3×12" + 1×6" + 1×4")	26"	D7-7/8" x H4-5/8"

Dimmable with TRIAC or ELV dimmer (not included). \*Preliminary delivered lumens figures.








**LP348148UBFR**  
L47-7/8" x W2" x H2"



**LP348148VBFR**  
L47-7/8" x W2" x H2"

Item	Lamp	Voltage	CCT	Dimming	Rod Length	Min. Height	Canopy Dimensions
LP348148	LED, 40W, 2553lm*	120V	3000K	100% – 10%	46" Max (3×12" + 1×6" + 1×4")	12"	L31-1/2" x W6" x H4-1/4"

Dimmable with TRIAC or ELV dimmer (not included). \*Preliminary delivered lumens figures.



### **Design Detail**

Edwin features Art Deco inspired frosted, ribbed glass shades. This ribbing adds subtle depth to each piece.







**WV348222UBFR**  
W2" x H22-3/8" x E3-1/2"



**WV348222VBFR**  
W2" x H22-3/8" x E3-1/2"



**WV348118UBFR**  
W2" x H17-5/8" x E3-1/2"



**WV348118VBFR**  
W2" x H17-5/8" x E3-1/2"

Item	Lamp	Voltage	CCT	Height from Center	Canopy Dimension
WV348222	LED, 15W, 911lm*	120V	3000K	11-1/4"	D4-3/4" x H5/8"
WV348118	LED, 13W, 852m*	120V	3000K	6-1/2"	D4-3/4" x H5/8"

Dimmable with TRIAC or ELV dimmer (not included). WV348118: Can be mounted up or down.  
WV348222: Can be mounted vertically or horizontally. ADA Compliant. \*Preliminary delivered lumens figures.



# Doral

The Doral breathes new life into a classic dome pendant shape. Each Doral pendant is adorned with textural rattan details framing the bottom of their metal silhouettes. At the top, Sterner's stem details continue to amaze with delicate cut-outs. This collection adds freshness and excitement to a space.

Design by  
*Alan Pepin*

Finishes

- MBVB - Matte Black with Vintage Brass
- MWVB - Matte White with Vintage Brass



**PD331024MWVB**  
D24-1/4" x H16-3/4"



**PD331024MBVB**  
D24-1/4" x H16-3/4"

Item	Lamp	Recomm. Bulb	Voltage	Rod Length	Min. Height	Canopy Dimension
PD331024	3 × 60W, E26	A19	120V	46" Max. (3×12" + 1×6" + 1×4")	25"	D4-1/2" x H2

Bulbs not included. Up to 45° sloped ceiling adaptable.







### Design Detail

Doral has rattan detailing at the bottom of each shade, featuring complementary staining for each metal finish.



**PD331016MBVB**  
D16-3/8" x H12-3/4"



**PD331016MWVB**  
D16-3/8" x H12-3/4"

Item	Lamp	Recomm. Bulb	Voltage	Rod Length	Min. Height	Canopy Dimension
PD331016	2 × 60W, E26	A19	120V	46" Max. (3×12" + 1×6" + 1×4")	21"	D4-1/2" x H2"

Bulbs not included. Up to 45° sloped ceiling adaptable.

# Willard

The Willard collection is reminiscent of a cozy English cottage. Strong metal details collide seamlessly with either prismatic or matte opal glass accents to create something timeless yet original. Classic geometry creates stunning silhouettes in any space the Willard is placed.

Design by  
*Alan Pepin*

- Finishes**
- PN - Polished Nickel
  - UB - Urban Bronze
  - VB - Vintage Brass
- Shades**
- OP - Opal Matte Glass
  - PG - Prismatic Glass



**PD348022UBPG**  
D13-1/2" x H21-3/4"



**PD348022PNPG**  
D13-1/2" x H21-3/4"



**PD348022VBPG**  
D13-1/2" x H21-3/4"

Item	Lamp	Recomm. Bulb	Voltage	Rod Length	Min. Height	Canopy Dimension
PD348022	1 × 60W, E26	A19	120V	46" Max. (3×12" + 1×6" + 1×4")	30"	D5" x H3-1/4"

Bulbs not included. Up to 45° sloped ceiling adaptable.





PD348022UBPG





**PD348022UBOP**  
D13-1/2" x H21-3/4"



**PD348022PNOP**  
D13-1/2" x H21-3/4"



**PD348022VBOP**  
D13-1/2" x H21-3/4"


Item	Lamp	Recomm. Bulb	Voltage	Rod Length	Min. Height	Canopy Dimension
PD348022	1 × 60W, E26	A19	120V	46" Max. (3×12" + 1×6" + 1×4")	30"	D5" x H3-1/4"

Bulbs not included. Up to 45° sloped ceiling adaptable.





**PD348114UBOP**  
D13-1/2" x H14-1/8"



**PD348114PNOP**  
D13-1/2" x H14-1/8"



**PD348114VBOP**  
D13-1/2" x H14-1/8"

Item	Lamp	Recomm. Bulb	Voltage	Rod Length	Min. Height	Canopy Dimension
PD348114	1 × 60W, E26	A19	120V	46" Max. (3×12" + 1×6" + 1×4")	22"	D5" x H3-1/4"

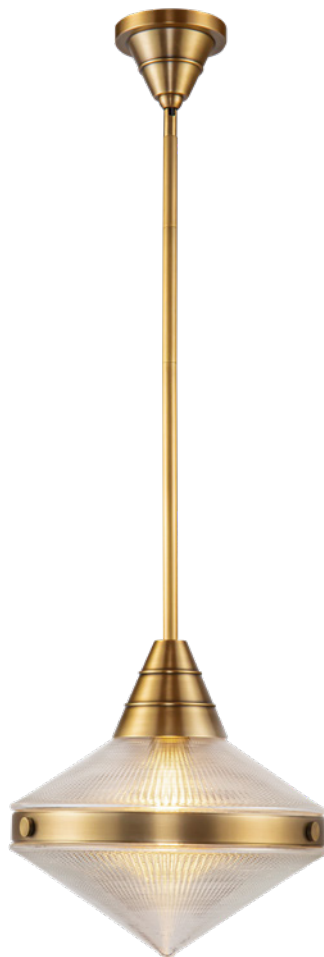
Bulbs not included. Up to 45° sloped ceiling adaptable.



**PD348114UBPG**  
D13-1/2" x H14-1/8"



**PD348114PNPG**  
D13-1/2" x H14-1/8"



**PD348114VBPG**  
D13-1/2" x H14-1/8"

Item	Lamp	Recomm. Bulb	Voltage	Rod Length	Min. Height	Canopy Dimension
PD348114	1 × 60W, E26	A19	120V	46" Max. (3×12" + 1×6" + 1×4")	22"	D5" x H3-1/4"

Bulbs not included. Up to 45° sloped ceiling adaptable.





LP348241PNOP



**LP348241UBOP**

L40-5/8" x W13-1/2" x H14-7/8"



**LP348241VBOP**

L40-5/8" x W13-1/2" x H14-7/8"



**LP348241PNOP**

L40-5/8" x W13-1/2" x H14-7/8"

Item	Lamp	Recomm. Bulb	Voltage	Rod Length	Min. Height	Canopy Dimension
LP348241	2 × 60W, E26	A19	120V	46" Max. (3×12" + 1×6" + 1×4")	24"	D5" x H3-1/4"

Bulbs not included. Up to 45° sloped ceiling adaptable.



**LP348241UBPG**

L40-5/8" x W13-1/2" x H14-7/8"



**LP348241VBPG**

L40-5/8" x W13-1/2" x H14-7/8"



**LP348241PNPG**

L40-5/8" x W13-1/2" x H14-7/8"

Item	Lamp	Recomm. Bulb	Voltage	Rod Length	Min. Height	Canopy Dimension
LP348241	2 × 60W, E26	A19	120V	46" Max. (3×12" + 1×6" + 1×4")	24"	D5" x H3-1/4"

Bulbs not included. Up to 45° sloped ceiling adaptable.





### **Design Detail**

Willard includes the option of prismatic textured glass. This glass adds vintage flair and interest to each piece.









**FM348010UBOP**  
D10-1/8" x H4-7/8"



**FM348010UBPG**  
D10-1/8" x H4-7/8"



**FM348010VBOP**  
D10-1/8" x H4-7/8"



**FM348010VBPG**  
D10-1/8" x H4-7/8"



**FM348010PNOP**  
D10-1/8" x H4-7/8"



**FM348010PNPG**  
D10-1/8" x H4-7/8"

Item	Lamp	Recomm. Bulb	Voltage
FM348010	1 × 60W, E12	Candelabra	120V

Bulbs not included.



**WV348218UBPG**  
W4-3/8" x H18-3/8" x E3-3/4"



**WV348218VBPG**  
W4-3/8" x H18-3/8" x E3-3/4"



**WV348218PNPG**  
W4-3/8" x H18-3/8" x E3-3/4"



**WV348218UBOP**  
W4-3/8" x H18-3/8" x E3-3/4"



**WV348218VBOP**  
W4-3/8" x H18-3/8" x E3-3/4"



**WV348218PNOP**  
W4-3/8" x H18-3/8" x E3-3/4"

Item	Lamp	Recomm. Bulb	Voltage	Height from Center
WV348218	2 × 60W, E12	T8	120V	9-1/8"

Bulbs not included. Can be mounted vertically or hoztionally. ADA Compliant.



**WV348224UBPG**

W4-3/8" x H24-1/8" x E3-3/4"



**WV348224VBPB**

W4-3/8" x H24-1/8" x E3-3/4"



**WV348224PNPB**

W4-3/8" x H24-1/8" x E3-3/4"



**WV348224UBOP**

W4-3/8" x H24-1/8" x E3-3/4"



**WV348224VBPB**

W4-3/8" x H24-1/8" x E3-3/4"



**WV348224PNPB**

W4-3/8" x H24-1/8" x E3-3/4"

Item	Lamp	Recomm. Bulb	Voltage	Height from Center
WV348224	3 × 60W, E12	T8	120V	12"

Bulbs not included. Can be mounted vertically or horizontally. ADA Compliant.



WV348106UBPG





**WV348106UBPG**

W6" x H11-5/8" x E7-1/2"



**WV348106VBPG**

W6" x H11-5/8" x E7-1/2"



**WV348106PNPG**

W6" x H11-5/8" x E7-1/2"



**WV348106UBOP**

W6" x H11-5/8" x E7-1/2"



**WV348106VBOP**

W6" x H11-5/8" x E7-1/2"



**WV348106PNOP**

W6" x H11-5/8" x E7-1/2"

Item	Lamp	Recomm. Bulb	Voltage	Height from Center	Canopy Dimension
WV348106	1 × 60W, E26	T10	120V	2-3/4"	D4-5/8" x E1"

Bulbs not included. Can be mounted up or down.



# Nadine

The Nadine collection is reminiscent of a seaside holiday. With the charm of a vintage chandelier, Nadine makes the old new again with interesting details and exciting textures. Details of the Nadine are enveloped in natural colored cotton rope, adding depth to the design.

Design by  
*Carlucci*

Finishes

- MBCN - Matte Black with Cotton Rope
- MWCN - Matte White with Cotton Rope



**CH343625MBCN**  
D25" x H15-3/8"



**CH343625MWCN**  
D25" x H15-3/8"

Item	Lamp	Recomm. Bulb	Voltage	Chain Length	Min. Height	Canopy Dimension
CH343625	6 × 60W, E12	G8	120V	72" Max.	20"	D5" x H1-1/2"

Bulbs not included.





CH343625MBCN



### Design Detail

Nadine features natural cotton rope detailing that adds organic texture to each piece.





**WV343104MBCN**  
W4-5/8" x H8-3/4" x E7-1/2"



**WV343104MWCN**  
W4-5/8" x H8-3/4" x E7-1/2"

Item	Lamp	Recomm. Bulb	Voltage	Height from Center	Canopy Dimension
WV343104	1 × 60W, E12	G8	120V	4-3/4"	D4-5/8" x E3-1/4"

Bulbs not included.



# Alonso

The Alonso family creates soft yet strong forms with its stunning mix of materials. Using alabaster in exciting ways as both decorative backplate elements and strong carved shades, the Alonso is traditional yet completely modern. Thick forged metal finished in Urban Bronze or Vintage Brass create the perfect frame for the Alabaster details.

Design by

Finishes

- UB - Urban Bronze
- VB - Vintage Brass

Shades

- AR - Alabaster



**WV320108UB**  
D8-1/2" x E3-3/8"



**WV320108VB**  
D8-1/2" x E3-3/8"



**WV320323UB**  
W23-1/4" x H5-5/8" x E3-3/8"



**WV320323VB**  
W23-1/4" x H5-5/8" x E3-3/8"

Item	Lamp	Voltage	CCT	Dimming	Height from Center
WV320323	LED, 13W, 300lm*	120V	2700K	100% – 10%	2-3/4"
WV320108	LED, 6W, 220m*	120V	2700K	100% – 10%	4-1/4"

Dimmable with TRIAC or ELV dimmer (not included). WV320323: Can be mounted vertically or horizontally. ADA Compliant.

\*Preliminary delivered lumens figures.







**PD320313UBAR**  
D12-5/8" x H8-1/2"



**PD320313VBAR**  
D12-5/8" x H8-1/2"

Item	Lamp	Voltage	CCT	Dimming	Rod Length	Min. Height	Canopy Dimensions
PD320313	LED, 13W, 470lm*	120V	2700K	100% – 10%	50" Max. (3×12" + 1×6" + 1×4" + 4×1")	15"	D5-1/8" x H1-1/2"

Dimmable with TRIAC or ELV dimmer (not included). Up to 45° sloped ceiling adaptable. \*Preliminary delivered lumens figures.



**PD320313UB**  
D12-5/8" x H8-1/2"



**PD320313VB**  
D12-5/8" x H8-1/2"

Item	Lamp	Voltage	CCT	Dimming	Rod Length	Min. Height	Canopy Dimensions
PD320313	LED, 13W, 320lm*	120V	2700K	100% – 10%	50" Max. (3×12" + 1×6" + 1×4" + 4×1")	15"	D5-1/8" x H1-1/2"

Dimmable with TRIAC or ELV dimmer (not included). Up to 45° sloped ceiling adaptable. \*Preliminary delivered lumens figures.







**CH320837VB**  
D37-1/4" x H8-1/2"

**CH320837UB**  
D37-1/4" x H8-1/2"

Item	Lamp	Voltage	CCT	Dimming	Rod Length	Min. Height	Canopy Dimensions
CH320837	LED, 30W, 650lm*	120V	2700K	100% – 10%	50" Max. (3×12" + 1×6" + 1×4" + 4×1")	12"	D6" x H1-1/2"

Dimmable with TRIAC or ELV dimmer (not included). Up to 15° sloped ceiling adaptable. \*Preliminary delivered lumens figures.



**CH320837VBAR**

D37-1/4" x H8-1/2"



**CH320837UBAR**

D37-1/4" x H8-1/2"

Item	Lamp	Voltage	CCT	Dimming	Rod Length	Min. Height	Canopy Dimensions
CH320837	LED, 30W, 760lm*	120V	2700K	100% – 10%	50" Max. (3×12" + 1×6" + 1×4" + 4×1")	12"	D6" x H1-1/2"

Dimmable with TRIAC or ELV dimmer (not included). Up to 15° sloped ceiling adaptable. \*Preliminary delivered lumens figures.



**CH320050UB**  
D50-1/2" x H8-1/2"



**CH320050VB**  
D50-1/2" x H8-1/2"

Item	Lamp	Voltage	CCT	Dimming	Rod Length	Min. Height	Canopy Dimensions
CH320050	LED, 40W, 1430lm*	120V	2700K	100% – 10%	50" Max. (3×12" + 1×6" + 1×4" + 4×1")	12"	D11-7/8" x H1-5/8

Dimmable with TRIAC or ELV dimmer (not included). \*Preliminary delivered lumens figures.





CH320050UBAR

D50-1/2" x H8-1/2"



CH320050VBAR

D50-1/2" x H8-1/2"

Item	Lamp	Voltage	CCT	Dimming	Rod Length	Min. Height	Canopy Dimensions
CH320050	LED, 40W, 1430lm*	120V	2700K	100% – 10%	50" Max. (3×12" + 1×6" + 1×4" + 4×1")	12"	D11-7/8" x H1-5/8

Dimmable with TRIAC or ELV dimmer (not included). \*Preliminary delivered lumens figures.

## Design Detail

Alabaster boasts distinct variations in both its veining and tone, a unique characteristic of a timeless natural material.



# Harbour

The Harbour collection brings masterful design to the next level. Each piece is adorned with textural shades (including rippled glossy opal glass, smoke glass, or woven rattan options) and stunning detailed hardware. Classic shapes feel brand new with the modern integrated LED diffusers that illuminate the details of the Harbour.

Design by  
*B B*

- Finishes
- UB - Urban Bronze
  - VB - Vintage Brass

- Shades
- GO - Glossy Opal Glass
  - SM - Smoked Glass
  - WO - Woven



**PD350318VBSM**  
D18-1/4" x H21-1/8"



**PD350318UBSM**  
D18-1/4" x H21-1/8"

Item	Lamp	Voltage	CCT	Dimming	Rod Length	Min. Height	Canopy Dimensions
PD350318	LED, 25W, 453lm	120V	3000K	100% – 10%	46" Max (3×12" + 1×6" + 1×4")	28"	D5-1/2" x H1-5/8"

Dimmable with ELV dimmer (not included).





Harbour



**PD350318VBGO**  
D18-1/4" x H21-1/8"



**PD350318UBGO**  
D18-1/4" x H21-1/8"

Item	Lamp	Voltage	CCT	Dimming	Rod Length	Min. Height	Canopy Dimensions
PD350318	LED, 25W, 453lm	120V	3000K	100% – 10%	46" Max (3×12" + 1×6" + 1×4")	28"	D5-1/2" x H1-5/8"

Dimmable with ELV dimmer (not included).



Design Detail

Harbor features a textural woven shade option. This natural texture adds visual interest and warmth to a space.



PD350318VBWO  
D18-1/4" x H21-1/8"



PD350318UBWO  
D18-1/4" x H21-1/8"

Item	Lamp	Voltage	CCT	Dimming	Rod Length	Min. Height	Canopy Dimensions
PD350318	LED, 25W, 453lm	120V	3000K	100% – 10%	46" Max (3×12" + 1×6" + 1×4")	28"	D5-1/2" x H1-5/8"

Dimmable with ELV dimmer (not included).

# Brickell

Fashion meets interior elegance in the Brickell Collection. Strong, mid-century lighting silhouettes are laced in stunning Hazelnut Leather details making this collection truly artisan. Unlike any collection before it, the Brickell melds texture, materials, and shapes in a way that can truly be named haute couture.

Design by  
*Alan Papin*

Finishes

- MBHL - Matte Black with Hazelnut Leather
- MWHL - Matte White with Hazelnut Leather



**CH342545MWHL**  
D45" x H11-1/2"



**CH342545MBHL**  
D45" x H11-1/2"

Item	Lamp	Recomm. Bulb	Voltage	Rod Length	Min. Height	Canopy Dimension
CH342545	5 × 60W, E26	A19	120V	46" Max. (3×12" + 1×6" + 1×4")	21"	D4-5/8" x H4-5/8"

Bulbs not included. Up to 45° sloped ceiling adaptable.







## Design Detail

Weaved Hazelnut Vegan  
Leather rope adorns the  
bottom of each shade in  
the Brickell Collection.





**PD342020MBHL**  
D20" x H28-3/4"

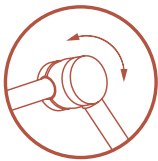


**PD342020MWHL**  
D20" x H28-3/4"

Item	Lamp	Recomm. Bulb	Voltage	Rod Length	Min. Height	Canopy Dimension
PD342020	3 × 60W, E26	A19	120V	46" Max. (3×12" + 1×6" + 1×4")	40"	D4-5/8" x H4-5/8"

Bulbs not included. Up to 45° sloped ceiling adaptable.

Brickell



Design Detail

Brickell features a rotary switch on the backplate. Adjust the head and arms for perfect task lighting.

**WV342105MBHL**  
W5-5/8" x H11-1/2" x E29-1/4"



**WV342105MWHL**  
W5-5/8" x H11-1/2" x E29-1/4"

Item	Lamp	Recomm. Bulb	Voltage	Canopy Dimension
WV342105	1 × 60W, E26	A19	120V	W4-1/2" x H6-1/8" x E3/4"

Bulbs not included.





# Abbott

Abbott sconces feature a stone lens set into a gracefully curved organic metal base. It is modern and clean with a feminine touch. The organic curvature of the Urban Bronze, Polished Nickel, or Vintage Brass metal holds the Alabaster lens with ease.

Design by  
*Carlucci*

Finishes

- PNAR - Polished Nickel with Alabaster
- UBAR - Urban Bronze with Alabaster
- VBAR - Vintage Brass with Alabaster



**WV327015PNAR**  
W4-1/4" x H15" x E3-7/8"



**WV327015UBAR**  
W4-1/4" x H15" x E3-7/8"



**WV327015VBAR**  
W4-1/4" x H15" x E3-7/8"

Item	Lamp	Recomm. Bulb	Voltage	Height from Center
WV327015	2 × 60W, E12	Candelabra	120V	7-1/2"

Bulbs not included. Can be mounted vertically or hoztionally. ADA Compliant.



WV327015VBAR


Abbott



**WV327010PNAR**  
W4-1/4" x H10" x E3-7/8"



**WV327010UBAR**  
W4-1/4" x H10" x E3-7/8"



**WV327010VBAR**  
W4-1/4" x H10" x E3-7/8"



**Design Detail**

The Abbott features delicate Alabaster shades which provide natural warmth and depth.

Item	Lamp	Recomm. Bulb	Voltage	Height from Center
WV327010	1 × 60W, E12	Candelabra	120V	5"

Bulbs not included. Can be mounted vertically or hoztionally. ADA Compliant.





**WV327019PNAR**  
W4-1/4" x H18-3/4" x E3-7/8"



**WV327019UBAR**  
W4-1/4" x H18-3/4" x E3-7/8"



**WV327019VBAR**  
W4-1/4" x H18-3/4" x E3-7/8"

Item	Lamp	Recomm. Bulb	Voltage	Height from Center
WV327019	2 × 60W, E12	Candelabra	120V	9-3/8"

Bulbs not included. Can be mounted vertically or hoztionally. ADA Compliant.



# Cairo

Cairo takes ancient form to a new, luxury level. Inspired by I.M. Pei's interpretation of the pyramids in the form of the Louvre, the Cairo Collection exudes modern yet classic elegance. Strong metal frames dance with beautiful, ribbed glass in this stunning collection.

Design by

*C. Carlucci*

Finishes

- BKCR - Black with Ribbed Glass
- UBCR - Urban Bronze with Ribbed Glass
- VBCR - Vintage Brass with Ribbed Glass



PD332119UBCR

L5-1/8" x W5-1/8" x H19-3/8"



PD332119VBCR

L5-1/8" x W5-1/8" x H19-3/8"

Item	Lamp	Recomm. Bulb	Voltage	Rod Length	Min. Height	Canopy Dimension
PD332119	1 × 60W, E26	A19	120V	46" Max. (3×12" + 1×6" + 1×4")	28"	D4-3/4" x H7/8"

Bulbs not included. Up to 15° sloped ceiling adaptable.



PD332119UBCR

Cairo



**CH332830VBCR**  
D30" x H11-5/8"



**CH332830UBCR**  
D30" x H11-5/8"

Item	Lamp	Recomm. Bulb	Voltage	Rod Length	Min. Height	Canopy Dimension
CH332830	8 × 60W, E12	Candelabra	120V	32" Max. (8×13-1/2")	28"	D6-1/2" x H7/8"

Bulbs not included.



### Design Detail

Cairo features a stunning ribbed glass shade, giving a vintage touch to each piece.





Cairo



**CH332421UBCR**  
D21" x H13-5/8"



**CH332421VBCR**  
D21" x H13-5/8"

Item	Lamp	Recomm. Bulb	Voltage	Rod Length	Min. Height	Canopy Dimension
CH332421	4 × 60W, E12	Candelabra	120V	25" Max. (8 × 11-1/2")	28"	D5-5/8" x H7/8"

Bulbs not included.



**WV332904UBCR**

W3-3/8" x H15-1/8" x E4-1/8"

**WV332904VBCR**

W3-3/8" x H15-1/8" x E4-1/8"



**WV332815UBCR**

W3-3/8" x H15-1/8" x E4-1/8"

**WV332815VBCR**

W3-3/8" x H15-1/8" x E4-1/8"

Item	Lamp	Recomm. Bulb	Voltage	Height from Center	Canopy Dimension
WV332815	2 × 60W, E26	Type T	120V	7-1/2"	D4-3/4" x E5/8"
WV332904	1 × 60W, E26	Type T	120V	10-3/8"	D4-3/4" x E5/8"

Bulbs not included. Can be mounted up or down.







**FM332615UBCR**  
L14-5/8" x W14-5/8" x H5-5/8"



**FM332615VBCR**  
L14-5/8" x W14-5/8" x H5-5/8"



**FM332919UBCR**  
L18-5/8" x W18-5/8" x H6-3/8"



**FM332919VBCR**  
L18-5/8" x W18-5/8" x H6-3/8"

Item	Lamp	Recomm. Bulb	Voltage
FM332919	4 × 60W, E26	A19	120V
FM332615	2 × 60W, E26	A19	120V

Bulbs not included.



Cairo



SF332919UBCR  
L19" x W19" x H16-1/8"



SF332919VBCR  
L19" x W19" x H16-1/8"

Item	Lamp	Recomm. Bulb	Voltage	Canopy Dimension
SF332919	4 × 60W, E26	A19	120V	L19" x W19" x H7/8"

Bulbs not included.








EW332705BKCR





**EW332511BKCR**  
W11" x H11" x E4-1/8"



**EW332705BKCR**  
W5-1/8" x H15" x E4-1/8"

Item	Lamp	Recomm. Bulb	Voltage	Height from Center
EW332705	2 × 60W, E12	Candelabra	120V	7-1/2"
EW332511	1 × 60W, E12	Candelabra	120V	5-1/2"

Bulbs not included.



# Osorio

Retro-futurism takes flight with the Osorio Collection. Taking inspiration from both ultra-sleek modern designs with Scandinavian heritage and rewired vintage pieces from mid-century design, this collection speaks to a timeless sensibility. Featuring luxurious mixed-metal shades and accents, the Osorio is transcendent of any design style.

Design by

*Alan Papia*

Finishes

- MBVB - Matte Black with Vintage Brass
- MWVB - Matte White with Vintage Brass



**CH347646MBVB**  
D46-1/8" x H13-7/8"



**CH347646MWVB**  
D46-1/8" x H13-7/8"

Item	Lamp	Voltage	CCT	Dimming	Rod Length	Min. Height	Canopy Dimensions
CH347646	LED, 31W, 605lm	120V	2700K	100% – 10%	46" Max. (3×12" + 1×6" + 1×4")	20"	D4-3/4" x H1-1/2"

Dimmable with TRIAC or ELV dimmer (not included). Up to 45° sloped ceiling adaptable.



CH347646MWVB





### **Design Detail**

Osorio features our patented LED filament technology, giving a modern yet vintage glow to each piece.



**CH347346MBVB**

D45-3/4" x H5-5/8



**CH347346MWVB**

D45-3/4" x H5-5/8

Item	Lamp	Voltage	CCT	Dimming	Rod Length	Min. Height	Canopy Dimensions
CH347346	LED, 16W, 465lm	120V	2700K	100% – 10%	46" Max (3×12" + 1×6" + 1×4")	12"	D4-3/4" x H1-1/2"

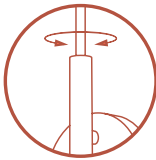
Dimmable with TRIAC or ELV dimmer (not included). Up to 45° sloped ceiling adaptable.



Osorio



**WV347104MBVB**  
W4-5/8" x H16-1/4" x E25-1/2"




**Design Detail**  
Osorio features a rotary switch on the backplate. Adjust the head and arms for perfect task lighting.



**WV347104MWVB**  
W4-5/8" x H16-1/4" x E25-1/2"

Item	Lamp	Voltage	CCT	Height from Center	Canopy Dimension
WV347104	LED, 6W, 197lm	120V	2700K	10-5/8"	D4-3/4" x E7/8"

Dimmable with TRIAC or ELV dimmer (not included). ADA Compliant.



# Anders


The Anders Collection is a modern take on a traditional style. With the use of light guide technology mixed with Art Deco-inspired structures, we create a truly decorative light guide chandelier. This mix of vintage and modern is one of a kind to the Anders Collection.

Design by

*Carlucci*

## Finishes

- UB - Urban Bronze with Frosted Acrylic
- VB - Vintage Brass with Frosted Acrylic



## Design Detail

Anders features light guide technology and soft frosted acrylic diffusers.



**CH336830UB**  
D30" x H54-3/4"



**CH336830VB**  
D30" x H54-3/4"

Item	Lamp	Voltage	CCT	Dimming	Rod Length	Min. Height	Canopy Dimensions
CH336830	LED, 76W, 2456lm	120V	2700K	100% - 10%	46" Max. (3×12" + 1×6" + 1×4")	62"	D7-1/8" x H2-7/8"

Dimmable with TRIAC or ELV dimmer (not included).



CH336830VB



Anders



PD336507VB  
D7-1/4" x H18-7/8"



PD336507UB  
D7-1/4" x H18-7/8"

Item	Lamp	Voltage	CCT	Dimming	Rod Length	Min. Height	Canopy Dimensions
PD336507	LED, 29W, 1418lm*	120V	2700K	100% – 10%	46" Max (3×12" + 1×6" + 1×4")	25"	D4-3/4" x H1-1/2"

Dimmable with TRIAC or ELV dimmer (not included). Up to 45° sloped ceiling adaptable. \*Preliminary delivered lumens figures.



**WV336710VB**  
W7" x H10-1/4 x E4-1/8"



**WV336710UB**  
W7" x H10-1/4 x E4-1/8"



**WV336717VB**  
W7" x H17-1/4 x E4-1/8"



**WV336717UB**  
W7" x H17-1/4 x E4-1/8"

Item	Lamp	Voltage	CCT	Height from Center
WV336717	LED, 21W, 1102lm*	120V	2700K	8-5/8"
WV336710	LED, 15W, 789m*	120V	2700K	5"

Dimmable with TRIAC or ELV dimmer (not included). Can be mounted vertically or horizontally. \*Preliminary delivered lumens figures.

# Lucian

The Lucian collection is inspired by the classic shapes of antique lighting, made modern. Modern touches can be seen in the organically curved backplates and custom designed stems that create the stunning look of the Lucian. Completed with either clear glass or alabaster bowl shades, this collection defines classic elegance.

Design by  
*Carlucci*

- Finishes**
  - PN - Polished Nickel
  - UB - Urban Bronze
  - VB - Vintage Brass

- Shades**
  - AR - Alabaster
  - CC - Crystal



**CH338836PNAR**  
D36-1/8" x H37-3/8"



**CH338836UBAR**  
D36-1/8" x H37-3/8"



**CH338836VBAR**  
D36-1/8" x H37-3/8"

Item	Lamp	Recomm. Bulb	Voltage	Rod Length	Min. Height	Canopy Dimension
CH338836	8 × 60W, E12	Candelabra	120V	46" Max. (3×12" + 1×6" + 1×4")	44"	D6" x H7/8"

Bulbs not included.



CH338836VBAR





**CH338836PNCC**  
D36-1/8" x H37-3/8"



**CH338836UBCC**  
D36-1/8" x H37-3/8"



**CH338836VBCC**  
D36-1/8" x H37-3/8"

Item	Lamp	Recomm. Bulb	Voltage	Rod Length	Min. Height	Canopy Dimension
CH338836	8 × 60W, E12	Candelabra	120V	46" Max. (3×12" + 1×6" + 1×4")	44"	D6" x H7/8"

Bulbs not included.



**CH338632UBAR**  
D31-1/2" x H38-3/8"



**CH338632PNAR**  
D31-1/2" x H38-3/8"



**CH338632VBAR**  
D31-1/2" x H38-3/8"

Item	Lamp	Recomm. Bulb	Voltage	Rod Length	Min. Height	Canopy Dimension
CH338632	6 × 60W, E12	Candelabra	120V	46" Max. (3×12" + 1×6" + 1×4")	44"	D6" x H7/8"

Bulbs not included.

Lucian



**CH338632UBCC**  
D31-1/2" x H38-3/8"



**CH338632PNCC**  
D31-1/2" x H38-3/8"



**CH338632VBCC**  
D31-1/2" x H38-3/8"

Item	Lamp	Recomm. Bulb	Voltage	Rod Length	Min. Height	Canopy Dimension
CH338632	6 × 60W, E12	Candelabra	120V	46" Max. (3×12" + 1×6" + 1×4")	44"	D6" x H7/8"

Bulbs not included.



**PD338422UBCC**  
D22" x H35-3/8"



**PD338422PNCC**  
D22" x H35-3/8"



**PD338422VBCC**  
D22" x H35-3/8"



**PD338422UBAR**  
D22" x H35-3/8"



**PD338422PNAR**  
D22" x H35-3/8"



**PD338422VBAR**  
D22" x H35-3/8"

Item	Lamp	Recomm. Bulb	Voltage	Rod Length	Min. Height	Canopy Dimension
PD338422	4 × 60W, E12	Candelabra	120V	46" Max. (3×12" + 1×6" + 1×4")	24"	D6" x H7/8"

Bulbs not included.



Lucian



**CH338822UBAR**  
D22" x H37-3/4"



**CH338822VBAR**  
D22" x H37-3/4"



**CH338822PNAR**  
D22" x H37-3/4"

Item	Lamp	Recomm. Bulb	Voltage	Rod Length	Min. Height	Canopy Dimension
CH338822	8 × 60W, E12	Candelabra	120V	46" Max. (3×12" + 1×6" + 1×4")	27"	D6" x H7/8"

Bulbs not included.



**CH338822UBCC**  
D22" x H37-3/4"



**CH338822VBCC**  
D22" x H37-3/4"



**CH338822PNCC**  
D22" x H37-3/4"

Item	Lamp	Recomm. Bulb	Voltage	Rod Length	Min. Height	Canopy Dimension
CH338822	8 × 60W, E12	Candelabra	120V	46" Max. (3×12" + 1×6" + 1×4")	27"	D6" x H7/8"

Bulbs not included.



**LP338052UBAR**  
L51-1/2" x W12" x H9-1/8"



**LP338052VBAR**  
L51-1/2" x W12" x H9-1/8"



**LP338052PNAR**  
L51-1/2" x W12" x H9-1/8"

Item	Lamp	Recomm. Bulb	Voltage	Rod Length	Min. Height	Canopy Dimension
LP338052	10 × 60W, E12	Candelabra	120V	46" Max. (3×12" + 1×6" + 1×4")	14"	L36-1/8" x W4-3/4" x H1-1/4"

Bulbs not included.



**LP338052UBCC**  
L51-1/2" x W12" x H9-1/8"



**LP338052VBCC**  
L51-1/2" x W12" x H9-1/8"



**LP338052PNCC**  
L51-1/2" x W12" x H9-1/8"

Item	Lamp	Recomm. Bulb	Voltage	Rod Length	Min. Height	Canopy Dimension
LP338052	10 × 60W, E12	Candelabra	120V	46" Max. (3×12" + 1×6" + 1×4")	14"	L36-1/8" x W4-3/4" x H1-1/4"

Bulbs not included.



Lucian



**WV338101VBCC**  
W3-5/8" x H9" x E5-3/8"



**WV338101PNCC**  
W3-5/8" x H9" x E5-3/8"



**WV338101UBCC**  
W3-5/8" x H9" x E5-3/8"



**WV338101VBAR**  
W3-5/8" x H9" x E5-3/8"



**WV338101PNAR**  
W3-5/8" x H9" x E5-3/8"



**WV338101UBAR**  
W3-5/8" x H9" x E5-3/8"

Item	Lamp	Recomm. Bulb	Voltage	Canopy Dimension
WV338101	1 × 60W, E12	Candelabra	120V	W4-5/8" x H11-1/8" x E1"

Bulbs not included. Can be mounted up or down.



**WV338902UBCC**  
W3-5/8" x H11-1/2" x E5-3/8"



**WV338902PNCC**  
W3-5/8" x H11-1/2" x E5-3/8"



**WV338902VBCC**  
W3-5/8" x H11-1/2" x E5-3/8"



**WV338902UBAR**  
W3-5/8" x H11-1/2" x E5-3/8"



**WV338902PNAR**  
W3-5/8" x H11-1/2" x E5-3/8"



**WV338902VBAR**  
W3-5/8" x H11-1/2" x E5-3/8"

Item	Lamp	Recomm. Bulb	Voltage	Height from Center	Canopy Dimension
WV338902	2 × 60W, E12	Candelabra	120V	5-3/4"	W4-5/8" x H11-1/8" x E1"

Bulbs not included. Can be mounted up or down.

# Onyx

Like gorgeously beaded jewelry, the Onyx Collection adds luxury and interest to any design. Meticulously cut spherical shades create glittering beams of illumination throughout the design. Available in Polished Nickel and Natural Brass accompaniments.

Finishes

- PN - Polished Nickel
- NB - Natural Brass



**MP321805NB**  
D14-5/8" x H15-1/8"



**MP321805PN**  
D14-5/8" x H15-1/8"

Item	Lamp	Voltage	CCT	Dimming	Wire Length	Canopy Dimensions
MP321805	LED, 45W, 2600lm*	120V	3000K	100% – 10%	144" Max.	D13-7/8" x H2"

Dimmable with TRIAC or ELV dimmer (not included). \*Preliminary delivered lumens figures.





MP321805NB





**MP321803NB**  
D14-5/8" x H15-1/8"



**MP321803PN**  
D14-5/8" x H15-1/8"

Item	Lamp	Voltage	CCT	Dimming	Wire Length	Canopy Dimensions
MP321803	LED, 28W, 1560lm*	120V	3000K	100% – 10%	144" Max.	D13-7/8" x H2"

Dimmable with TRIAC or ELV dimmer (not included). \*Preliminary delivered lumens figures.



Item	Lamp	Voltage	CCT	Dimming	Wire Length	Canopy Dimensions
PD321815	LED, 11W, 520lm*	120V	3000K	100% – 10%	144" Max.	D6" x H2"

Dimmable with TRIAC or ELV dimmer (not included). \*Preliminary delivered lumens figures.

# Marni

Like a gorgeously beaded garment, the Marni collection adds luxury and interest to any design. Meticulously cut-acrylic shades create glittering beams of illumination throughout the design. Available in Polished Nickel and Natural Brass accompaniments. Table lamp configuration is available in Natural Brass with Natural Linen Shade and Polished Nickel with White Linen Shade.

Design by

Finishes

- PN - Polished Nickel
- NB - Natural Brass



**PD321708NB**  
L58-1/8" x W4-3/8" x H4-3/8"



**PD321708PN-RT**  
L58-1/8" x W4-3/8" x H4-3/8"



**PD321708PN**  
L58-1/8" x W4-3/8" x H4-3/8"



**PD321708NB-RT**  
L58-1/8" x W4-3/8" x H4-3/8"

Item	Lamp	Voltage	CCT	Dimming	Canopy Dimensions
PD321708	LED, 38W, 1280lm*	120-277V	3000K	100% – 10%	D9-7/8" x H1-7/8"

Dimmable with TRIAC or ELV dimmer (not included). Up to 45° sloped ceiling adaptable. \*Preliminary delivered lumens figures.







PD321712NB-RT

L86-1/2" x W4-3/8" x H4-3/8"



PD321712PN-RT

L86-1/2" x W4-3/8" x H4-3/8"



PD321712PN

L86-1/2" x W4-3/8" x H4-3/8"

PD321712NB  
L86-1/2" x W4-3/8" x H4-3/8"

**Style Tip**  
Each Marni strand size comes with several options. Choose a remote driver for a cleaner, smaller canopy, or choose a standard J box canopy. Each strand can hang vertically or horizontally and includes the accessories for both options.

Item	Lamp	Voltage	CCT	Dimming	Canopy Dimensions
PD321712	LED, 57W, 1920lm*	120-277V	3000K	100% – 10%	D9-7/8" x H1-7/8"

Dimmable with TRIAC or ELV dimmer (not included). Up to 45° sloped ceiling adaptable. \*Preliminary delivered lumens figures.



**PD321716NB**  
L114-7/8" x W4-3/8" x H4-3/8"



**PD321716PN-RT**  
L114-7/8" x W4-3/8" x H4-3/8"



**PD321716PN**  
L114-7/8" x W4-3/8" x H4-3/8"



**PD321716NB-RT**  
L114-7/8" x W4-3/8" x H4-3/8"

Item	Lamp	Voltage	CCT	Dimming	Canopy Dimensions
PD321716	LED, 75W, 2560lm*	120-277V	3000K	100% – 10%	D11-7/8" x H2-1/4"

Dimmable with TRIAC or ELV dimmer (not included). Up to 45° sloped ceiling adaptable. \*Preliminary delivered lumens figures.



PD321720NB

L143-1/4" x W4-3/8" x H4-3/8"



PD321720PN-RT

L143-1/4" x W4-3/8" x H4-3/8"



PD321720PN

L143-1/4" x W4-3/8" x H4-3/8"



PD321720NB-RT

L143-1/4" x W4-3/8" x H4-3/8"

Item	Lamp	Voltage	CCT	Dimming	Canopy Dimensions
PD321720	LED, 94W, 3200lm*	120-277V	3000K	100% – 10%	D11-7/8" x H2-1/4"

Dimmable with TRIAC or ELV dimmer (not included). Up to 45° sloped ceiling adaptable. \*Preliminary delivered lumens figures.



**PD321724PN**  
L171-1/2" x W4-3/8" x H4-3/8"



**PD321724PN-RT**  
L171-1/2" x W4-3/8" x H4-3/8"



**PD321724NB-RT**  
L171-1/2" x W4-3/8" x H4-3/8"

**PD321724NB**  
L171-1/2" x W4-3/8" x H4-3/8"

Item	Lamp	Voltage	CCT	Dimming	Canopy Dimensions
PD321724	LED, 115W, 3840lm*	120-277V	3000K	100% – 10%	D11-7/8" x H2-1/4"

Dimmable with TRIAC or ELV dimmer (not included). Up to 45° sloped ceiling adaptable. \*Preliminary delivered lumens figures.





**WV321628PN**  
W4-3/4" x H29-3/8" x E9"



**WV321628NB**  
W4-3/4" x H29-3/8" x E9"

Item	Lamp	Voltage	Dimming	CCT	Height from Center	Canopy Dimension
WV321628	LED, 24W, 1325lm*	120V	100% – 10%	3000K	14-5/8"	W4-3/4" x H16-5/8" x E1-5/8"

Dimmable with TRIAC or ELV dimmer (not included). Can be mounted vertically or horizontally. \*Preliminary delivered lumens figures.





### **Design Detail**

Marni features stunning cut beads that sparkle like true statement jewelry.





**MP321230PN**  
D25-5/8" x H4-3/4"



**MP321230NB**  
D25-5/8" x H4-3/4"

Item	Lamp	Voltage	CCT	Dimming	Wire Length	Min. Height	Canopy Dimensions
MP321230	LED, 155W, 9510lm	120V	3000K	100% – 10%	144" Max.	6"	D25-5/8" x H2-1/4"

Dimmable with TRIAC dimmer (not included).



**MP321218NB**  
D21-1/8" x H4-5/8"



**MP321218PN**  
D21-1/8" x H4-5/8"

Item	Lamp	Voltage	CCT	Dimming	Wire Length	Min. Height	Canopy Dimensions
MP321218	LED, 90W, 5706lm	120V	3000K	100% – 10%	144" Max.	6"	D19-3/4" x H1-7/8"

Dimmable with TRIAC dimmer (not included).





**PD321201NB**  
D4-3/8" x H4-5/8"



**PD321201PN**  
D4-3/8" x H4-5/8"



**MP321203NB**  
D11-1/8" x H4-5/8"



**MP321203PN**  
D11-1/8" x H4-5/8"

Item	Lamp	Voltage	CCT	Dimming	Wire Length	Min. Height	Canopy Dimensions
PD321201	LED, 5W, 317lm	120V	3000K	100% – 10%	144" Max.	6"	D4-3/4" x H5/8"
MP321203	LED, 16W, 951lm	120V	3000K	100% – 10%	144" Max.	6"	D9-1/2" x H1-1/4"

Dimmable with TRIAC dimmer (not included). MP321203: sloped ceiling adaptable.



**MP321205NB**  
D15-1/4" x H4-5/8"



**MP321205PN**  
D15-1/4" x H4-5/8"

Item	Lamp	Voltage	CCT	Dimming	Wire Length	Min. Height	Canopy Dimensions
MP321205	LED, 25W, 1585lm	120V	3000K	100% – 10%	144" Max.	6"	D14-1/4" x H1-1/4"

Dimmable with TRIAC dimmer (not included). Sloped ceiling adaptable.



**WV321201NB**  
W5" x H8-5/8" x E5-3/8"



**WV321201PN**  
W5" x H8-5/8" x E5-3/8"

Item	Lamp	Voltage	CCT	Dimming	Canopy Dimensions
WV321201	LED, 5W, 317lm	120V	3000K	100% – 10%	D5" x E7/8"

Dimmable with TRIAC or ELV dimmer (not included). Can be mounted up or down.



**FM321201PN**  
D4-3/8" x H5-3/4"x E5-3/4"



**FM321201NB**  
D4-3/8" x H5-3/4"x E5-3/4"



**TL321201NBWL**  
D6-1/4" x H21-1/2"



**TL321201PNWL**  
D6-1/4" x H21-1/2"

Item	Lamp	Voltage	CCT	Dimming	Canopy Dimensions	Base dimensions
FM321201	LED, 5W, 317lm	120V	3000K	100% – 10%	D4-3/4" x H5/8"	N/A
TL321201	LED, 12W, 600lm*	120V	3000K	N/A	N/A	D4-3/4" x H7/8"

FM321201: Dimmable with TRIAC or ELV dimmer (not included). \*Preliminary delivered lumens figures.



# Akoya

Inspired by the luxe pearls discovered in the sea, the Akoya Collection is an instant classic. With unlimited numbers of configurations, this collection is perfect for any space in need of an awe-inspiring statement piece. Beads of illumination twirl in any way you prefer on a subtle Polished Chrome frame. It will be the jewelry of any space.

Design by

*BB*

Finishes

● CH - Chrome



Style Tip

Create a completely custom look by layering multiple sizes of the Akoya together. Layer at varying lengths and widths to create a truly unique piece fitted to your space.

PD321512CH

L148-3/4" x W3-1/4" x H3-1/4"

Item	Lamp	Voltage	CCT	Dimming	Canopy Dimensions
PD321512	LED, 68W, 2450lm*	120V	3000K	100% – 10%	D2-7/8" x H1-3/8"

Dimmable with TRIAC or ELV dimmer (not included). \*Preliminary delivered lumens figures.







**PD321518CH**  
L207-1/2" x W3-1/4" x H3-1/4"

Item	Lamp	Voltage	CCT	Dimming	Canopy Dimensions
PD321518	LED, 87W, 3140lm*	120V	3000K	100% – 10%	D2-7/8" x H1-3/8"

Dimmable with TRIAC or ELV dimmer (not included). \*Preliminary delivered lumens figures.



**CH321508CH**  
L100-1/4" x W3-1/4" x H3-1/4"



**CH321506CH**  
L79" x W3-1/4" x H3-1/4"

Item	Lamp	Voltage	CCT	Dimming	Wire Length	Canopy Dimensions
CH321508	LED, 83W, 3300lm*	120V	3000K	100% – 10%	144" Max.	D9-7/8" x H2"
CH321506	LED, 70W, 2625lm*	120V	3000K	100% – 10%	144" Max.	D9-7/8" x H2"

Dimmable with TRIAC dimmer (not included). \*Preliminary delivered lumens figures.



# Torres

Inspired by the resurgence of brutalist art and architecture, the Torres collection makes a stark yet stunning statement. Elegantly forged metalwork defines this collection. The Torres can be adorned with stunning ribbed crystal shades, or it can stand alone for a boost of modern flair.

Design by

*Carlucci*

Finishes

- PNCR - Polished Nickel with Ribbed Glass
- MBCR - Matte Black with Ribbed Glass
- VBCR - Vintage Brass with Ribbed Glass



**CH335418VBCR**  
D18" x H22-1/8"



**CH335418PNCR**  
D18" x H22-1/8"



**CH335418MBCR**  
D18" x H22-1/8"

Item	Lamp	Recomm. Bulb	Voltage	Rod Length	Min. Height	Canopy Dimension
CH335418	4 × 40W, E12	Candelabra	120V	46" Max. (3×12" + 1×6" + 1×4")	30"	D6" x H7/8"

Bulbs not included. Up to 18° sloped ceiling adaptable.





CH335418VBCR



Torres



**CH335019PN**  
D19-1/4" x H22-1/8"



**CH335019VB**  
D19-1/4" x H22-1/8"



**CH335019MB**  
D19-1/4" x H22-1/8"

Item	Lamp	Recomm. Bulb	Voltage	Rod Length	Min. Height	Canopy Dimension
CH335019	4 × 60W, E26	T10	120V	46" Max. (3×12" + 1×6" + 1×4")	30"	D6" x H7/8"

Bulbs not included. Up to 18° sloped ceiling adaptable.

Style Tip

Create ambiance your way by ordering the Torres with decadent ribbed crystal shades. Or, keep the style minimal and modern with exposed Edison bulbs.



CH335836PNCR

D36-1/8" x H28-1/4"



CH335836MBCR

D36-1/8" x H28-1/4"



CH335836VBCR

D36-1/8" x H28-1/4"

Item	Lamp	Recomm. Bulb	Voltage	Rod Length	Min. Height	Canopy Dimension
CH335836	8 × 60W, E12	Candelabra	120V	46" Max. (3×12" + 1×6" + 1×4")	38"	D6" x H7/8"

Bulbs not included. Up to 18° sloped ceiling adaptable.



Torres



**LP335838MBCR**  
D38-1/4" x W18" x H22-1/8"



**LP335838PNCR**  
D38-1/4" x W18" x H22-1/8"



**LP335838VBCR**  
D38-1/4" x W18" x H22-1/8"

Item	Lamp	Recomm. Bulb	Voltage	Rod Length	Min. Height	Canopy Dimension
LP335838	8 × 40W, E12	Candelabra	120V	46" Max. (3×12" + 1×6" + 1×4")	30"	L26-1/4" x W4-5/8" x H3/4"

Bulbs not included. Up to 18° sloped ceiling adaptable.



**WV335811VB**  
W2-1/4" x H10-3/8" x E4-3/8"



**WV335811PN**  
W2-1/4" x H10-3/8" x E4-3/8"



**WV335811MB**  
W2-1/4" x H10-3/8" x E4-3/8"

Item	Lamp	Recomm. Bulb	Voltage	Canopy Dimension
WV335811	2 × 60W, E26	T10	120V	D4-3/4" x E5/8"

Bulbs not included. Can be mounted vertically or horizontally.

Style Tip

To achieve the look pictured with this collection, use a long T-shaped Edison bulb.



**WV335409PN**  
W2-1/4" x H9-1/4" x E4-3/8"



**WV335409VB**  
W2-1/4" x H9-1/4" x E4-3/8"



**WV335409MB**  
W2-1/4" x H9-1/4" x E4-3/8"

Item	Lamp	Recomm. Bulb	Voltage	Height from Center	Canopy Dimension
WV335409	1 × 60W, E26	T10	120V	5-3/8"	D4-3/4" x E5/8"

Bulbs not included. Can be mounted up or down.



**WV335103VBCR**  
W2-3/8" x H12" x E3-7/8"



**WV335103PNCR**  
W2-3/8" x H12" x E3-7/8"



**WV335103MBCR**  
W2-3/8" x H12" x E3-7/8"

Item	Lamp	Recomm. Bulb	Voltage	Height from Center	Canopy Dimension
WV335103	1 × 40W, E12	Candelabra	120V	7"	D4-3/4" x E5/8"

Bulbs not included. ADA Compliant.



# Aryas

Aryas was born as the lighting counterpart to couture necklaces. With three ribbons of illumination that layer and glow on a Vintage Brass frame, the Aryas has just the right amount of bling. The Aryas is a conversation starter that is sure to wow guests. As they say, lighting is the jewelry of design.

Design by

Finishes

● VB - Vintage Brass



**LP317448VB**

L48" x W1-3/4" x H15"



**LP317460VB**

L60" x W1-3/4" x H15"

Item	Lamp	Voltage	CCT	Dimming	Rod Length	Min. Height	Canopy Dimensions
LP317460	LED, 48W, 2130lm*	120V	3000K	100% – 10%	46" Max. (6×12" + 2×6" + 2×4")	18"	L15" x W4-3/4" x H1-1/4"
LP317448	LED, 36W, 1504lm*	120V	3000K	100% – 10%	46" Max. (6×12" + 2×6" + 2×4")	18"	L15" x W4-3/4" x H1-1/4"

Dimmable with TRIAC or ELV dimmer (not included). Up to 45° sloped ceiling adaptable. \*Preliminary delivered lumens figures.



LP317448VB

# Blanco

Creating a unique harmony of modern technology and classic sensibilities, the Blanco collection is in a league of its own. With stunning cuts of Alabaster covering integrated LED disks, this collection gives a classic look a new twist. Each head is adjustable for perfect task lighting wherever it is placed.

Design by  
*Alan Pepin*

Finishes

- PNAR - Polished Nickel with Alabaster
- UBAR - Urban Bronze with Alabaster
- VBAR - Vintage Brass with Alabaster



**PD325428UBAR**  
W28-1/8" x L28-1/8" x H2"



**PD325428PNAR**  
W28-1/8" x L28-1/8" x H2"



**PD325428VBAR**  
W28-1/8" x L28-1/8" x H2"

Item	Lamp	Voltage	CCT	Dimming	Rod Length	Min. Height	Canopy Dimensions
PD325428	LED, 61W, 4143lm*	120V	3000K	100% – 10%	46" Max (3×12" + 1×6" + 1×4")	12"	D9-7/8" x H1-7/8"

Dimmable with TRIAC or ELV dimmer (not included). Up to 45° sloped ceiling adaptable. \*Preliminary delivered lumens figures.









**PD325106PNAR**  
W6-1/4" x L2" x H7-1/2"



**PD325106UBAR**  
W6-1/4" x L2" x H7-1/2"



**PD325106VBAR**  
W6-1/4" x L2" x H7-1/2"

Item	Lamp	Voltage	CCT	Dimming	Rod Length	Min. Height	Canopy Dimensions
PD325106	LED, 14W, 967lm*	120V	3000K	100% – 10%	46" Max (3×12" + 1×6" + 1×4")	12"	D4-3/4" x H1-1/4"

Dimmable with TRIAC or ELV dimmer (not included). Up to 45° sloped ceiling adaptable. \*Preliminary delivered lumens figures.



**WV325326VBAR**  
W25-3/4" x H2" x E9-1/8"



**WV325326UBAR**  
W25-3/4" x H2" x E9-1/8"

**Design Detail**

This collection features adjustable disks of illumination for the perfect directional or task lighting.



**WV325326PNAR**  
W25-3/4" x H2" x E9-1/8"

Item	Lamp	Voltage	CCT	Dimming	Canopy Dimension
WV325326	LED, 24W, 1657lm*	120V	3000K	100% – 10%	W26-3/8" x H6-3/4" x E1"

Dimmable with TRIAC or ELV dimmer (not included). Can be mounted vertically or horizontally. \*Preliminary delivered lumens figures.



**WV325106UBAR**  
W7-1/4" x H2" x E8-3/4"



**WV325106PNAR**  
W7-1/4" x H2" x E8-3/4"



**WV325106VBAR**  
W7-1/4" x H2" x E8-3/4"

Item	Lamp	Voltage	CCT	Dimming	Canopy Dimension
WV325106	LED, 14W, 967lm*	120V	3000K	100% – 10%	D6" x E7/8"

Dimmable with TRIAC or ELV dimmer (not included). \*Preliminary delivered lumens figures.



**FM325108VBAR**  
D7-7/8" x H2-5/8"



**FM325108PNAR**  
D7-7/8" x H2-5/8"



**FM325108UBAR**  
D7-7/8" x H2-5/8"


Item	Lamp	Voltage	CCT	Dimming
FM325108	LED, 19W, 777lm*	120V	3000K	100% – 10%

Dimmable with ELV dimmer (not included). \*Preliminary delivered lumens figures.




# Flora

As its name implies, Flora is inspired by natural floral formations with a twist of Art Deco sensibilities. Light guide leaves twirl around a strong architectural Natural Brass frame. This collection is sure to make waves in any space.

Design by  


- Finishes
- NB - Natural Brass



**Design Detail**

The Flora light guide creates an unique glow, using edge-lit technology throughout each shade.

**PD321104NB**  
D11" x H37-1/4"

Item	Lamp	Voltage	CCT	Dimming	Rod Length	Min. Height	Canopy Dimensions
PD321104	LED, 32W, 1040lm*	120V	3000K	100% – 10%	46" Max. (3×12" + 1×6" + 1×4")	44"	D4-3/4" x H2"

Dimmable with TRIAC or ELV dimmer (not included). Up to 45° sloped ceiling adaptable. \*Preliminary delivered lumens figures.



PD321104NB

Flora



**PD321105NB**  
D31" x H8-3/8"

Item	Lamp	Voltage	CCT	Dimming	Rod Length	Min. Height	Canopy Dimensions
PD321105	LED, 38W, 1300lm*	120V	3000K	100% – 10%	46" Max. (3×12" + 1×6" + 1×4")	16"	D4-3/4" x H2"

Dimmable with TRIAC or ELV dimmer (not included). Up to 45° sloped ceiling adaptable. \*Preliminary delivered lumens figures.



**WV321101NB**  
W7" x H14-5/8" x E3-3/8"



**PD321132NB**  
D31" x H17-1/2"

Item	Lamp	Voltage	CCT	Dimming	Rod Length	Min. Height	Canopy Dimensions
PD321132	LED, 62W, 1950lm*	120V	3000K	100% – 10%	46" Max. (3×12" + 1×6" + 1×4")	24"	D4-3/4" x H2"
WV321101	LED, 9W, 260lm*	120V	3000K	100% – 10%	N/A	N/A	D4-3/4" x E1"

Dimmable with TRIAC or ELV dimmer (not included). PD321132: Up to 45° sloped ceiling adaptable. WV321101: Can be mounted up or down.

\*Preliminary delivered lumens figures.



# Kensington

The Kensington Collection takes textural cues from high-fashion jewelry. With unique textural steel elements and sleek Urban Bronze and Vintage Brass finishes, this collection is sure to be a statement in any design style.

Design by  
*Alan Papin*

- Finishes
- VB - Vintage Brass
  - UB - Urban Bronze



**PD361230VB**  
D30" x H25-1/4"



**PD361230UB**  
D30" x H25-1/4"

Item	Lamp	Voltage	CCT	Dimming	Rod Length	Min. Height	Canopy Dimensions
PD361230	LED, 68W, 2520lm*	120V	2700K	100% – 10%	46" Max. (3×12" + 1×6" + 1×4")	32"	D6-1/2" x H2"

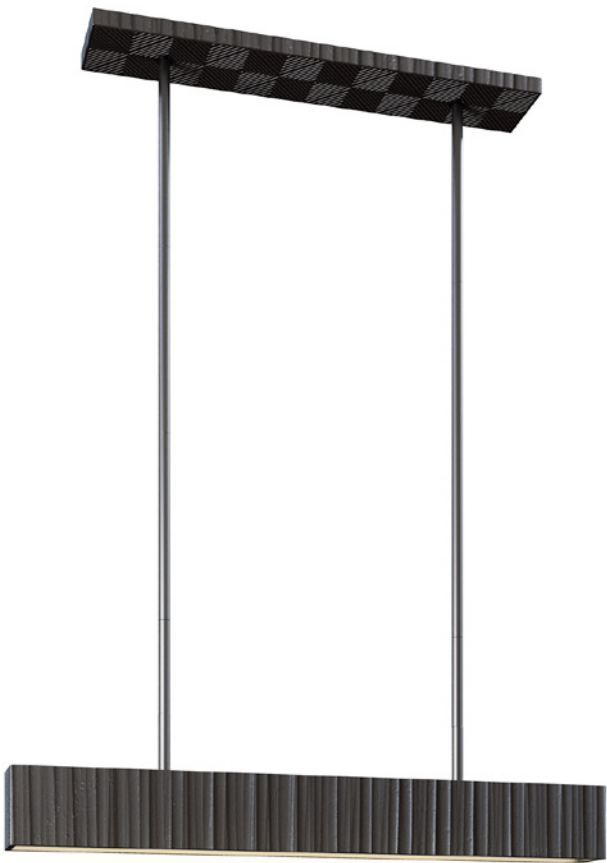
Dimmable with TRIAC or ELV dimmer (not included). Up to 45° sloped ceiling adaptable. \*Preliminary delivered lumens figures.



PD361230VB



**LP361240VB**  
L40" x W4" x H5"



**LP361240UB**  
L40" x W4" x H5"

Item	Lamp	Voltage	CCT	Dimming	Rod Length	Min. Height	Canopy Dimensions
LP361240	LED, 58W, 2790lm*	120V	2700K	100% – 10%	46" Max. (6×12" + 2×6" + 2×4")	10"	L30" x W5-1/8" x H1"

Dimmable with ELV dimmer (not included). Up to 45° sloped ceiling adaptable. \*Preliminary delivered lumens figures.

**WV361215UB**

W4-1/4" x H15" x E3-3/8"

**WV361215VB**

W4-1/4" x H15" x E3-3/8"

**WV361230UB**

W30" x H1-3/4" x E4-5/8"

**WV361230VB**

W30" x H1-3/4" x E4-5/8"

Item	Lamp	Voltage	CCT	Dimming	Height from Center	Canopy Dimensions
WV361230	LED, 38W, 1440lm*	120V	3000K	100% – 10%	15"	D5-5/8" x E1"
WV361215	LED, 19W, 360lm*	120V	2700K	100% – 10%	7-1/2"	N/A

Dimmable with ELV dimmer (not included). Can be mounted vertically or horizontally. \*Preliminary delivered lumens figures.





**FM361212VB**  
D12" x H4-1/8"



**FM361212UB**  
D12" x H4-1/8"



**SF361212VB**  
D12" x H9-5/8"



**SF361212UB**  
D12" x H9-5/8"

Item	Lamp	Voltage	CCT	Dimming	Canopy Dimensions
SF361212	LED, 32W, 1200lm*	120V	2700K	100% – 10%	D4-5/8" x H1"
FM361212	LED, 32W, 1200lm*	120V	2700K	100% – 10%	N/A

Dimmable with ELV dimmer (not included). \*Preliminary delivered lumens figures.



**TL361216UB**  
D12" x H16-1/8"



**TL361216VB**  
D12" x H16-1/8"

Item	Lamp	Recomm. Bulb	Voltage	Shade dimensions	Base dimensions
TL361216	2 × 60W, E26	A19	120V	D12" x H3-7/8"	D5-5/8" x H1"

Easy on/off adjustment with vintage-inspired pull chain.\*Preliminary delivered lumens figures.

# Sabre

The Sabre collection is truly a modern, architectural piece. Forged metal compliments long tubes of our patented LED filament technology. We allow the lighting to be the star, designing simple elements to compliment the soft, modern glow of the lamp. Available in several configurations, the Sabre creates modern ambiance in any space.

Design by

*Carlucci*

## Finishes

- PNCR - Polished Nickel with Ribbed Glass
- UBCR - Urban Bronze with Ribbed Glass
- VBCR - Vintage Brass with Ribbed Glass



**PD339415UBCR**  
W11" x L11" x H18-1/8"



**PD339415VBCR**  
W11" x L11" x H18-1/8"



**PD339415PNCR**  
W11" x L11" x H18-1/8"

Item	Lamp	Voltage	CCT	Dimming	Rod Length	Min. Height	Canopy Dimensions
PD339415	LED, 26W, 2250lm*	120V	2700K	100% – 10%	46" Max. (3×12" + 1×6" + 1×4")	26"	D6" x H1-1/4"

Dimmable with TRIAC or ELV dimmer (not included). Up to 45° sloped ceiling adaptable. \*Preliminary delivered lumens figures.






PD339415VBCR



Sabre



**WV339216UBCR**  
W8-5/8" x H15-3/4" x E3-7/8"



**WV339216PNCR**  
W8-5/8" x H15-3/4" x E3-7/8"



**WV339216VBCR**  
W8-5/8" x H15-3/4" x E3-7/8"

Item	Lamp	Voltage	CCT	Dimming
WV339216	LED, 14W, 1050lm*	120V	2700K	100% – 10%

Dimmable with TRIAC or ELV dimmer (not included). Can be mounted vertically or horizontally. ADA Compliant.

\*Preliminary delivered lumens figures.



**WV339112PNCR**

W4-3/8" x H11-1/8" x E3-7/8"



**WV339112UBCR**

W4-3/8" x H11-1/8" x E3-7/8"



**WV339112VBCR**

W4-3/8" x H11-1/8" x E3-7/8"



**WV339123PNCR**

W4-3/8" x H22-3/8" x E3-7/8"



**WV339123UBCR**

W4-3/8" x H22-3/8" x E3-7/8"



**WV339123VBCR**

W4-3/8" x H22-3/8" x E3-7/8"

Item	Lamp	Voltage	CCT	Dimming
WV339123	LED, 8W, 600lm*	120V	2700K	100% – 10%
WV339112	LED, 6W, 325lm*	120V	2700K	100% – 10%

Dimmable with TRIAC or ELV dimmer (not included). Can be mounted vertically or horizontally. ADA Compliant.

\*Preliminary delivered lumens figures.

# Astrid

Astrid takes all the things that make you nostalgic for mid-century modern vibes and makes them new again. The patented filament LED bars can be twisted to give directional light up or down on all pendants, and sits upon a Vintage Brass or Urban Bronze frame.

Design by

*B P*

Finishes

● UBMS - Urban Bronze

● VBMS - Vintage Brass



**MP316406UBMS**  
D41-5/8" x H17-5/16"

Item	Lamp	Voltage	CCT	Dimming	Rod Length	Min. Height	Canopy Dimensions
MP316406	LED, 26W, 2600lm*	120V	2700K	100% – 10%	46" Max. (3×12" + 1×6" + 1×4")	22"	D5-7/8" x H1-13/16"

Dimmable with TRIAC or ELV dimmer (not included). Up to 45° sloped ceiling adaptable. \*Preliminary delivered lumens figures.




MP316406VBMS



Astrid



**MP316402VBMS**  
D41-1/2" x H11-7/8"



**MP316403UBMS**  
D43-7/8" x H17-5/16"

Item	Lamp	Voltage	CCT	Dimming	Rod Length	Min. Height	Canopy Dimensions
MP316403	LED, 14W, 1300lm*	120V	2700K	100% – 10%	46" Max. (3×12" + 1×6" + 1×4")	22"	D5-1/8" x H1-13/16"
MP316402	LED, 10W, 865lm*	120V	2700K	100% – 10%	46" Max. (3×12" + 1×6" + 1×4")	16"	D5-1/8" x H1-7/8"

Dimmable with TRIAC or ELV dimmer (not included). MP316403: Up to 45° sloped ceiling adaptable. \*Preliminary delivered lumens figures.



**WV316401UBMS**  
W2" x H24-7/8" x E3"



**WV316402UBMS**  
W2" x H33-1/8" x E3-1/8"



**WV316402VBMS**  
W2" x H33-1/8" x E3-1/8"



**WV316401VBMS**  
W2" x H24-7/8" x E3"

Item	Lamp	Voltage	CCT	Dimming	Height from Center	Canopy Dimensions
WV316402	LED, 10W, 865lm*	120V	2700K	100% – 10%	16-1/4"	D4-3/4" x E1/2"
WV316401	LED, 5W, 430lm*	120V	2700K	100% – 10%	16-1/4"	D4-3/4" x E1/2"

Dimmable with TRIAC or ELV dimmer (not included). ADA Compliant. Can be mounted vertically or horizontally.

\*Preliminary delivered lumens figures.

Astrid



**WV316601VBMS**  
W2-3/8" x H21-1/16" x E33-1/2"



**WV316601UBMS**  
W2-3/8" x H21-1/16" x E33-1/2"



**WV316501VBMS**  
W14-3/8" x H6-7/8" x E4-7/8"



**WV316501UBMS**  
W14-3/8" x H6-7/8" x E4-7/8"

Item	Lamp	Voltage	CCT	Dimming	Height from Center	Canopy Dimensions
WV316601	LED, 5W, 430lm*	120V	2700K	100% – 10%	16-1/4"	D5-1/8" x E3-3/8"
WV316501	LED, 5W, 430lm*	120V	2700K	100% – 10%	4-5/8"	D4-3/4" x E1/2"

Dimmable with TRIAC or ELV dimmer (not included). \*Preliminary delivered lumens figures.



**TL316616VBMS**  
L28-9/16" x W7-1/16" x H16-1/2"



**TL316616UBMS**  
L28-9/16" x W7-1/16" x H16-1/2"



**FL316655UBMS**  
L39-7/8" x W2-3/8" x H54-11/16"



**FL316655VBMS**  
L39-7/8" x W2-3/8" x H54-11/16"

Item	Lamp	Voltage	CCT	Base dimensions
FL316655	LED, 5W, 430lm*	120V	2700K	D10-1/4" x H1-1/4"
TL316616	LED, 5W, 430lm*	120V	2700K	D7-1/8" x H1-1/8"

\*Preliminary delivered lumens figures.



# Honour

Using our own patented LED Filament Technology, the Honour Collection creates gorgeous, thin lines of light, suspended in harmony. Inspired by candlelight, this collection is elevated by candlestick-shaped glass, lit throughout with the warm filament glow that is so nostalgic. This collection's suspended arms are posable to create customized dimension and style.

Design by

Finishes

- NB - Natural Brass
- UB - Urban Bronze



PD317002NB  
L12-7/8" x W7/8" x H45-3/8"



PD317005UB  
L12-7/8" x W7/8" x H56"

Design Detail

Honour features our patented LED filament technology, giving a modern yet vintage glow to each piece.

Item	Lamp	Voltage	CCT	Dimming	Rod Length	Min. Height	Canopy Dimensions
PD317005	LED, 40W, 4505lm	120V	2700K	100% – 10%	46" Max. (3×12" + 1×6" + 1×4")	64"	D6" x H1-7/8"
PD317002	LED, 17W, 1530lm	120V	2700K	100% – 10%	46" Max. (3×12" + 1×6" + 1×4")	52"	D4-3/4" x H1-5/8"

Dimmable with TRIAC or ELV dimmer (not included). Up to 45° sloped ceiling adaptable. \*Preliminary delivered lumens figures.



PD317002UB

# Delphine

The Delphine Collection melds classical traditions with modern magic. With a timeless birdcage-style lantern frame and our own patented LED filament technology within, the Delphine Collection is sure to mesmerize. This collection melds luxury, tradition, and technology into one structure that is truly timeless.

Design by

Finishes

- NB - Natural Brass
- UB - Urban Bronze



PD317122UB  
D16-5/8" x H23-3/4"



PD317122NB  
D16-5/8" x H23-3/4"

Item	Lamp	Voltage	CCT	Dimming	Rod Length	Min. Height	Canopy Dimensions
PD317122	LED, 21W, 2150lm*	120V	2700K	100% – 10%	46" Max. (3×12" + 1×6" + 1×4")	30"	D6" x H1-3/4"

Dimmable with TRIAC or ELV dimmer (not included). Up to 45° sloped ceiling adaptable. \*Preliminary delivered lumens figures.







Delphine



**PD317129UB**  
D25-1/4" x H32-7/8"



**PD317129NB**  
D25-1/4" x H32-7/8"

Item	Lamp	Voltage	CCT	Dimming	Rod Length	Min. Height	Canopy Dimensions
PD317129	LED, 30W, 3135lm*	120V	2700K	100% – 10%	46" Max. (3×12" + 1×6" + 1×4")	40"	D6" x H1-3/4"

Dimmable with TRIAC or ELV dimmer (not included). Up to 45° sloped ceiling adaptable. \*Preliminary delivered lumens figures.



PD317120UB

L6-1/4" x W6-1/4" x H22-5/8"



PD317120NB

L6-1/4" x W6-1/4" x H22-5/8"

**Design Detail**

Delphine features our patented LED filament technology, giving a modern yet vintage glow to each piece.

Item	Lamp	Voltage	CCT	Dimming	Rod Length	Min. Height	Canopy Dimensions
PD317120	LED, 5W, 430lm*	120V	2700K	100% – 10%	46" Max. (3×12" + 1×6" + 1×4")	30"	D4-3/4" x H1-1/4"

Dimmable with TRIAC or ELV dimmer (not included). Up to 45° sloped ceiling adaptable. \*Preliminary delivered lumens figures.

# Oviatt

The Oviatt Collection provides immaculate detailing from top to bottom. The industrial metal shade paired with an opal glass globe is the perfect mix of modern and traditional. Available in both Vintage Brass, and Black and Gold mixed-metal finishes.

Design by

Finishes

- BKGD - Black and Gold
- VB - Vintage Brass



**PD351401VB**  
D20-1/8" x H16-3/4"



**PD351401BKGD**  
D20-1/8" x H16-3/4"

Item	Lamp	Recomm. Bulb	Voltage	Chain Length	Min. Height	Canopy Dimension
PD351401	1 × 60W, E26	A19	120V	72" Max.	24"	D5-1/8" x H7/8"

Bulbs not included. Sloped ceiling adaptable.





PD351401BKGD



# Celeste

Inspired by lunar patterns of light, the Celeste Collection is a nature-inspired marvel. Dancing inside the crescent frame are four full-moon-inspired globes of glass that are mystifying and glamorous. Available in two luxe finishes: Vintage Brass and Urban Bronze.

Design by

*Gammie*

Finishes

- UB - Urban Bronze
- VB - Vintage Brass



**CH351204UB**  
D30" x H12-1/2"



**CH351204VB**  
D30" x H12-1/2"

Item	Lamp	Recomm. Bulb	Voltage	Rod Length	Min. Height	Canopy Dimension
CH351204	4 × 50W, E26	G9	120V	46" Max (3×12" + 1×6" + 1×4")	20"	D5" x H1"

Bulbs not included. Up to 18° sloped ceiling adaptable.



CH351204UB

# Sutter

Finishes

- VBOP - Vintage Brass with Glossy Opal

The Sutter Collection is well-defined by timeless style. A gorgeous glass globe suspended in air by three vertical elements, this pendant is not just any vintage-inspired globe. Each detail from the canopy to the hinges is detailed, making it a one-of-a-kind piece. Adorned in a luxe Vintage Brass finish.

Design by



**PD351317VBOP**  
D20-7/8" x H40-3/8"

Item	Lamp	Recomm. Bulb	Voltage	Chain Length	Min. Height	Canopy Dimension
PD351317	3 × 60W, E26	A19	120V	72" Max.	48"	D5" x H7/8"

Bulbs not included. Sloped ceiling adaptable.





PD351317VBOP



# Douglas

Taking the traditional lantern to a contemporary level, the Douglas Collection is an instant classic. Clean lines and defined details throughout the frame of the Douglas Collection make these pieces timeless and universal throughout design styles. Inspired by the Craftsman look, the Douglas Collection turns any space into a cozy retreat.

Design by  
*Garmin*

Finishes

- UB - Urban Bronze
- VB - Vintage Brass



**PD351018UB**  
L12-3/4" x W12-3/4" x H26-1/4"



**PD351018VB**  
L12-3/4" x W12-3/4" x H26-1/4"



**FM351004UB**  
L18" x W18" x H10-1/8"



**FM351004VB**  
L18" x W18" x H10-1/8"

Item	Lamp	Recomm. Bulb	Voltage	Chain Length	Min. Height	Canopy Dimension
PD351018	5 × 60W, E26	A19	120V	72" Max.	32"	D5-1/8" x H1-1/8"
FM351004	4 × 60W, E26	A19	120V	N/A	N/A	N/A

Bulbs not included. PD351018: Sloped ceiling adaptable.



FM351004UB

# Kimpton

Inspired by sconces seen in public spaces, such as classic libraries and museums, the Kimpton Collection puts a twist on the traditional upscale sconce. Available in both Gold Flake and Walnut finishes topped with Linen Shades, the design feels customized from top to bottom.

Design by

*Garmin*

Finishes

- VBFG - Vintage Brass and Gold Flake
- VBWT - Vintage Brass and Walnut



**WV351101VBWT**  
W5" x H17" x E6-3/8"



**WV351101VBFG**  
W5" x H17" x E6-3/8"

Item	Lamp	Recomm. Bulb	Voltage	Height from Center	Canopy Dimension
WV351101	1 × 60W, E12	Candelabra	120V	7-7/8"	D4-1/4" x E1-1/8"

Bulbs not included.





WV351101VBWT



# Peabody

The Peabody Collection takes the timeless into the new age. The classic candelabra-shaped sconces take on new life in Vintage Brass or Urban Bronze paired with mirrored elements on the candlestick and the backplate. This collection melds together class and trend seamlessly through form and finish.

Design by

*Garmin*

Finishes

- UB - Urban Bronze
- VB - Vintage Brass with Polished Nickel Accents



**WV351502VB**  
W10" x H14-7/8" x E3-1/8"



**WV351502UB**  
W10" x H14-7/8" x E3-1/8"




**WV351501VB**  
W4-1/2" x H14-7/8" x E5-3/4"



**WV351501UB**  
W4-1/2" x H14-7/8" x E5-3/4"

Item	Lamp	Recomm. Bulb	Voltage	Height from Center	Canopy Dimension
WV351502	2 × 60W, E12	Candelabra	120V	12-5/8"	D4-1/2" x E1/2"
WV351501	1 × 60W, E12	Candelabra	120V	12-5/8"	D4-1/2" x E1/2"

Bulbs not included. WV351502: ADA Compliant.



WV351502UB

# Parducci

Taking cues from parchment scrolls and the art of origami, the Parducci Collection brings classic art forms to a modern level. Featuring several bold finishes, forms, and sizes of sconce to choose from, the Parducci Collection takes wall lighting to a new level of luxury.

Design by

*B P*

## Finishes

- PN - Polished Nickel
- UBLB - Urban Bronze with Light Brass
- VB - Vintage Brass



**WV319202PN**  
W10-1/4" x H15" x E4-1/2"



**WV319202UBLB**  
W10-1/4" x H15" x E4-1/2"



**WV319202VB**  
W10-1/4" x H15" x E4-1/2"



**WV319405PN**  
W5-1/2" x H26-5/8" x E4-1/4"



**WV319405UBLB**  
W5-1/2" x H26-5/8" x E4-1/4"



**WV319405VB**  
W5-1/2" x H26-5/8" x E4-1/4"

Item	Lamp	Recomm. Bulb	Voltage	Height from Center	Canopy Dimension
WV319405	2 × 40W, E12	Candelabra	120V	9-1/4"	W4-3/4" x H4-3/4" x E5/8"
WV319202	2 × 40W, E12	Candelabra	120V	9-1/4"	W4-3/4" x H4-3/4" x E5/8"

Bulbs not included.





WV319405UBLB

Project Photo Courtesy of Saudah Saleem Interiors



# Kismet

The Kismet collection evokes a classic elegance of a time past. With stunning column-like ribbed alabaster panes, and stunning forged metal frames, this collection takes sophistication to a new level. Creating an ambient glow, this collection sets the right tone in any space.

Design by  
*Alan Papin*

- Finishes**
- PNAR - Polished Nickel with Alabaster
  - UBAR - Urban Bronze with Alabaster
  - VBAR - Vintage Brass with Alabaster



**WV322114VBAR**  
W5" x H14" x E2"



**WV322114UBAR**  
W5" x H14" x E2"



**WV322114PNAR**  
W5" x H14" x E2"

Item	Lamp	Voltage	CCT	Dimming
WV322114	LED, 16W, 598lm*	120V	3000K	100% – 10%

Dimmable with ELV dimmer (not included). ADA Compliant. \*Preliminary delivered lumens figures.



WV322114VBAR







**WV322623VBAR**  
W5" x H23" x E2"



**WV322623UBAR**  
W5" x H23" x E2"



**WV322623PNAR**  
W5" x H23" x E2"

Item	Lamp	Voltage	CCT	Dimming
WV322623	LED, 31W, 1388lm*	120V	3000K	100% – 10%

Dimmable with ELV dimmer (not included). Can be mounted vertically or horizontally. ADA Compliant. \*Preliminary delivered lumens figures.



# Caesar

Embracing the bold geometry of crystalline forms, the Caesar Collection is truly jewelry for a space. Diamond-like shades crafted in alabaster gracefully adorn a geometric metal base. This collection is bound to make a classic statement anywhere it goes. Available in two stunning configurations for endless design possibilities.

Design by  
*Alan Papin*

- Finishes**
- PNAR - Polished Nickel with Alabaster
  - UBAR - Urban Bronze with Alabaster
  - VBAR - Vintage Brass with Alabaster



**WV323112PNAR**  
W4-5/8" x H12" x E2-5/8"



**WV323112VBAR**  
W4-5/8" x H12" x E2-5/8"



**WV323112UBAR**  
W4-5/8" x H12" x E2-5/8"

Item	Lamp	Voltage	CCT	Dimming	Height from Center
WV323112	LED, 11W, 450lm*	120V	3000K	100% – 10%	9-7/8"

Dimmable with ELV dimmer (not included). ADA Compliant. \*Preliminary delivered lumens figures.



WV323112VBAR





WV323225VBAR



**WV323225PNAR**  
W3" x H25" x E2-3/8"



**WV323225UBAR**  
W3" x H25" x E2-3/8"



**WV323225VBAR**  
W3" x H25" x E2-3/8"

Item	Lamp	Voltage	CCT	Dimming
WV323225	LED, 31W, 1717lm*	120V	3000K	100% – 10%

Dimmable with ELV dimmer (not included). Can be mounted vertically or horizontally. ADA Compliant. \*Preliminary delivered lumens figures.



# Valencia

Crafted from stunning alabaster stone, the Valencia Collection is classically elegant. Comprising a stunning diamond-shaped shade and subtle metal accompaniments, this collection is timeless. On or off, the Alabaster shades create sculptural art and breathtaking ambiance wherever they are placed.

Design by

*Carlucci*

## Finishes

- PNAR - Polished Nickel with Alabaster
- UBAR - Urban Bronze with Alabaster
- VBAR - Vintage Brass with Alabaster



**WV334105PNAR**

W3-5/8" x H15" x E4-1/8"



**WV334105UBAR**

W3-5/8" x H15" x E4-1/8"



**WV334105VBAR**

W3-5/8" x H15" x E4-1/8"



**WV334215PNAR**

W3-5/8" x H15" x E4-1/8"



**WV334215UBAR**

W3-5/8" x H15" x E4-1/8"



**WV334215VBAR**

W3-5/8" x H15" x E4-1/8"

Item	Lamp	Recomm. Bulb	Voltage	Height from Center	Canopy Dimension
WV334215	2 × 60W, E26	B11	120V	7-1/2"	D4-3/4" x E5/8"
WV334105	1 × 60W, E26	B11	120V	10-1/2"	D4-3/4" x E5/8"

Bulbs not included. WV334215: Can be mounted horizontally or vertically.



WV334105VBAR



# Palais

The Palais collection is inspired by elements of 1920's architecture and décor for the modern space. With a naturally curved solid brass frame and luxe ribbed glass elements, this collection brings elegance to any space. Available in three uniquely designed configurations to fit a multitude of design styles.

Design by

*Alon Papi*

Finishes

- PN - Polished Nickel
- UB - Urban Bronze
- VB - Vintage Brass

Shades

- CR - Ribbed Glass



**WV330324VB**  
W5-5/8" x H24-1/8" x E1-1/2"



**WV330324UB**  
W5-5/8" x H24-1/8" x E1-1/2"



**WV330324PN**  
W5-5/8" x H24-1/8" x E1-1/2"

Item	Lamp	Voltage	CCT	Dimming
WV330324	LED, 26W, 950lm*	120V	3000K	100% – 10%

Dimmable with ELV dimmer (not included). Can be mounted vertically or horizontally. ADA Compliant. \*Preliminary delivered lumens figures.









**WV330216UB**  
W5-5/8" x H16-5/8" x E1-1/2"



**WV330216VB**  
W5-5/8" x H16-5/8" x E1-1/2"



**WV330216PN**  
W5-5/8" x H16-5/8" x E1-1/2"

Item	Lamp	Voltage	CCT	Dimming
WV330216	LED, 17W, 600lm*	120V	3000K	100% – 10%

Dimmable with ELV dimmer (not included). Can be mounted vertically or horizontally. ADA Compliant. \*Preliminary delivered lumens figures.



**WV330106UBCR**  
D5-5/8" x E3-3/4"



**WV330106VBCR**  
D5-5/8" x E3-3/4"



**WV330106PNCR**  
D5-5/8" x E3-3/4"

Item	Lamp	Voltage	CCT	Dimming
WV330106	LED, 9W, 196lm*	120V	3000K	100% – 10%

Dimmable with ELV dimmer (not included). Can be mounted up or down. ADA Compliant. \*Preliminary delivered lumens figures.

# Madison

The Madison collection exudes classic elegance with a modern twist. With a large, ample glass tube filled with ambient illumination, this collection is simple yet stunning. Light and concise metal bands and arms twist gracefully around this collection, making a timeless statement wherever it is placed.

Design by  
*Alan Papia*

- Finishes**
- PNGO - Polished Nickel with Glossy Opal
  - UBGO - Urban Bronze with Glossy Opal
  - VBGO - Vintage Brass with Glossy Opal



**WV324114VBGO**  
W2-3/8" x H14" x E5-3/8"



**WV324114UBGO**  
W2-3/8" x H14" x E5-3/8"



**WV324114PNGO**  
W2-3/8" x H14" x E5-3/8"

Item	Lamp	Voltage	CCT	Dimming	Height from Center	Canopy Dimensions
WV324114	LED, 14W, 862lm*	120V	3000K	100% – 10%	7"	D5-1/4" x E1-1/2"

Dimmable with TRIAC or ELV dimmer (not included). \*Preliminary delivered lumens figures.





WV324114UBGO





WV324230VBGO



**WV324230PNGO**  
W2-3/8" x H30" x E5-3/8"



**WV324230VBGO**  
W2-3/8" x H30" x E5-3/8"



**WV324230UBGO**  
W2-3/8" x H30" x E5-3/8"

Item	Lamp	Voltage	CCT	Dimming	Canopy Dimensions
WV324230	LED, 24W, 1805lm*	120V	3000K	100% – 10%	D5-1/4" x E1-1/2"

Dimmable with TRIAC or ELV dimmer (not included). \*Preliminary delivered lumens figures.




# Valise

The Valise Collection is inspired by vintage luxury luggage. Premium vegan leather combines with LED lighting and a detailed metal base for an unforgettable piece. Available in three finish options, including Vintage Brass with Cognac Leather or Tuxedo Leather and Aged Nickel with Tuxedo Leather.

## Finishes


- ANTL - Aged Nickel with Tuxedo Leather
- VBCL - Vintage Brass with Cognac Leather
- VBTL - Vintage Brass with Tuxedo Leather



**PD307960ANTL**  
L60" x W5" x H8-1/4"



**PD307960VBCL**  
L60" x W5" x H8-1/4"



**PD307960VBTL**  
L60" x W5" x H8-1/4"

Item	Lamp	Voltage	CCT	Dimming	Wire Length	Min. Height	Canopy Dimensions
PD307960	LED, 92W, 3770lm*	120V	2700K	100% – 10%	144" Max.	18"	L24-3/8" x W5" x H1"

Dimmable with ELV dimmer (not included). \*Preliminary delivered lumens figures.



PD307960VBTL



**PD307931ANTL**  
L31-1/2" x W2-1/2" x H4-1/2"



**PD307931VBCL**  
L31-1/2" x W2-1/2" x H4-1/2"



**PD307931VBTL**  
L31-1/2" x W2-1/2" x H4-1/2"

Item	Lamp	Voltage	CCT	Dimming	Rod Length	Min. Height	Canopy Dimensions
PD307931	LED, 31W, 1329lm*	120V	2700K	100% – 10%	46" Max. (3×12" + 1×6" + 1×4")	12-1/2"	D4-3/4" x H7/8"

Dimmable with ELV dimmer (not included).





**WV307931ANTL**

W31-1/2" x H7-3/8" x E4-1/2"



**WV307931VBCL**

W31-1/2" x H7-3/8" x E4-1/2"



**WV307931VBTL**

W31-1/2" x H7-3/8" x E4-1/2"

Item	Lamp	Voltage	CCT	Dimming	Height from Center	Canopy Dimensions
WV307931	LED, 32W, 1329lm*	120V	2700K	100% – 10%	5-3/8"	W12-5/8" x H4" x E7/8"

Dimmable with ELV dimmer (not included). \*Preliminary delivered lumens figures.





**WV307919ANTL**

W19-3/4" x H7-1/8" x E4-1/2"



**WV307919VBCL**

W19-3/4" x H7-1/8" x E4-1/2"



**WV307919VBTL**

W19-3/4" x H7-1/8" x E4-1/2"

Item	Lamp	Voltage	CCT	Dimming	Height from Center	Canopy Dimensions
WV307919	LED, 19W, 690lm	120V	2700K	100% – 10%	4-3/4"	D4-3/4" x E7/8"

The dual hinges adjust up to 180°, allowing angle and height adjustments. Dimmable with ELV dimmer (not included).



# Valise Picture

The Valise Picture collection is a series of picture lights who's attractive, yet functional design will enhance a variety of different art styles. Offered in three finish combinations including Vintage Brass with Cognac or Tuxedo Vegan Leather as well as Antique Nickel with Tuxedo Vegan Leather.

Finishes

- ANTL - Aged Nickel with Tuxedo Leather
- VBCL - Vintage Brass with Cognac Leather
- VBTL - Vintage Brass with Tuxedo Leather



**PL307931ANTL**

W31-1/2" x H1-7/8" x E9-3/4"

**Style Tip**

Picture lights should be in the range of 5-10" smaller than the art they are illuminating.



**PL307931VBTL**

W31-1/2" x H1-7/8" x E9-3/4"



**PL307931VBCL**

W31-1/2" x H1-7/8" x E9-3/4"

Item	Lamp	Voltage	CCT	Dimming	Height from Center	Canopy Dimensions
PL307931	LED, 32W, 1329lm*	120V	2700K	100% – 10%	7-3/4"	W12-5/8 x H4-5/8" x E7/8"

The dual hinges adjust up to 180°, allowing angle and height adjustments. Dimmable with ELV dimmer (not included).

\*Preliminary delivered lumens figures.



Valise Picture



**PL307912ANTL**  
W12" x H1-7/8" x E9-3/4"



**PL307912VBTL**  
W12" x H1-7/8" x E9-3/4"



**PL307912VBCL**  
W12" x H1-7/8" x E9-3/4"

Item	Lamp	Voltage	CCT	Dimming	Height from Center	Canopy Dimensions
PL307912	LED, 11W, 340lm*	120V	2700K	100% – 10%	7-3/4"	D4-3/4" x E7/8"

The dual hinges adjust up to 180°, allowing angle and height adjustments. Dimmable with ELV dimmer (not included).

\*Preliminary delivered lumens figures.





**PL307919ANTL**  
W19-3/4" x H1-7/8" x E9-3/4"



**PL307919VBTL**  
W19-3/4" x H1-7/8" x E9-3/4"



**PL307919VBCL**  
W19-3/4" x H1-7/8" x E9-3/4"

Item	Lamp	Voltage	CCT	Dimming	Height from Center	Canopy Dimensions
PL307919	LED, 18W, 640lm*	120V	2700K	100% – 10%	7-3/4"	W10-5/8 x H4-5/8" x E7/8"

The dual hinges adjust up to 180°, allowing angle and height adjustments. Dimmable with ELV dimmer (not included).

\*Preliminary delivered lumens figures.

# Calor

Elegant and softly tapered linen drum shades add a stylish and classic statement to any interior. The Calor collection exhibits a luminous gold interior combined with 100% linen exterior – offered in soft neutral tones of White, Black and Gray. Available in two sizes and offered in both Vintage Brass and Urban Bronze finishes.

## Finishes

- UB - Urban Bronze
- VB - Vintage Brass

## Shades

- BG - Black Linen with Gold Parchment
- GG - Gray Linen with Gold Parchment
- WG - White Linen with Gold Parchment



**PD311025UBWG**  
D24-7/8" x H24-7/8"



**PD311025UBBG**  
D24-7/8" x H24-7/8"



**PD311025UBGG**  
D24-7/8" x H24-7/8"

Item	Lamp	Recomm. Bulb	Voltage	Rod Length	Min. Height	Canopy Dimension
PD311025	3 × 60W, E26	A19	120V	46" Max. (3×12" + 1×6" + 1×4")	32"	D4-3/4" x H7/8"

Bulbs not included. Up to 45° sloped ceiling adaptable.



PD311025UBGG







**PD311025VBBG**  
D24-7/8" x H24-7/8"



**PD311025VBGG**  
D24-7/8" x H24-7/8"



**PD311025VBWG**  
D24-7/8" x H24-7/8"

Item	Lamp	Recomm. Bulb	Voltage	Rod Length	Min. Height	Canopy Dimension
PD311025	3 × 60W, E26	A19	120V	46" Max. (3×12" + 1×6" + 1×4")	32"	D4-3/4" x H7/8"

Bulbs not included. Up to 45° sloped ceiling adaptable.



**PD311030UBBG**  
D30" x H30"



**PD311030UBGG**  
D30" x H30"



**PD311030UBWG**  
D30" x H30"

Item	Lamp	Recomm. Bulb	Voltage	Rod Length	Min. Height	Canopy Dimension
PD311030	3 × 60W, E26	A19	120V	46" Max. (3×12" + 1×6" + 1×4")	38"	D4-3/4" x H7/8"

Bulbs not included. Up to 45° sloped ceiling adaptable.





**PD311030VBBG**  
D30" x H30"



**PD311030VBGG**  
D30" x H30"



**PD311030VBWG**  
D30" x H30"

Item	Lamp	Recomm. Bulb	Voltage	Rod Length	Min. Height	Canopy Dimension
PD311030	3 × 60W, E26	A19	120V	46" Max. (3×12" + 1×6" + 1×4")	38"	D4-3/4" x H7/8"

Bulbs not included. Up to 45° sloped ceiling adaptable.

# Duo

Opposites attract with this dynamic duo. A bold outer ring with a perforated inner ring and the result is a refined and simple striking piece. It comes in several finishes and accent combinations – Classic Black with Gold Shimmer and gold accents or Classic Black with Silver Shimmer and silver accents.

## Finishes

- CBGS - Classic Black with Gold Shimmer
- CBSS - Classic Black with Silver Shimmer



**PD302724CBGS**  
D23-5/8" x H26-1/4"



**PD302732CBSS**  
D31-1/2" x H26-1/4"

Item	Lamp	Voltage	CCT	Dimming	Rod Length	Min. Height	Canopy Dimensions
PD302724	LED, 49W, 1223lm	120V	2700K	100% – 10%	46" Max. (3×12" + 1×6" + 1×4")	30"	D7-1/8" x H1-7/8"
PD302732	LED, 62W, 1631lm	120V	2700K	100% – 10%	46" Max. (3×12" + 1×6" + 1×4")	30"	D7-7/8" x H1-7/8"

Dimmable with TRIAC or ELV dimmer (not included). Up to 45° sloped ceiling adaptable. \*Preliminary delivered lumens figures.





# Revolve

Evoking the elegance of antique candle-holders, Revolve has clear glass tubes accented with metal rings, gathered around a striking chandelier body. Available in our Polished Nickel, Urban Bronze and Natural Brass finishes, also available as a series of coordinating vanity and wall sconces.

Finishes

- NBCG - Natural Brass with Clear Glass
- PNCG - Polished Nickel with Clear Glass
- UBCG - Urban Bronze with Clear Glass



**CH309021UBCG**  
D60-3/8" x H6-5/8"



**CH309021NBCG**  
D60-3/8" x H6-5/8"



**CH309021PNCG**  
D60-3/8" x H6-5/8"

Item	Lamp	Recomm. Bulb	Voltage	Rod Length	Min. Height	Canopy Dimension
CH309021	21 × 60W, E12	Candelabra	120V	46" Max. (3×12" + 1×6" + 1×4")	16"	D6-3/4" x H7/8"

Bulbs not included. Up to 45° sloped ceiling adaptable.



CH309021UBCG



**CH309006UBCG**  
D18-5/8" x H6-5/8"



**CH309006PNCG**  
D18-5/8" x H6-5/8"



**CH309006NBCG**  
D18-5/8" x H6-5/8"

Item	Lamp	Recomm. Bulb	Voltage	Rod Length	Min. Height	Canopy Dimension
CH309006	6 × 60W, E12	Candelabra	120V	46" Max. (3×12" + 1×6" + 1×4")	16"	D4-7/8" x H7/8"

Bulbs not included. Up to 45° sloped ceiling adaptable.





**CH309012NBCG**  
D32-3/4" x H6-5/8"



**CH309012PNCG**  
D32-3/4" x H6-5/8"



**CH309012UBCG**  
D32-3/4" x H6-5/8"

Item	Lamp	Recomm. Bulb	Voltage	Rod Length	Min. Height	Canopy Dimension
CH309012	12 × 60W, E12	Candelabra	120V	46" Max. (3×12" + 1×6" + 1×4")	15"	D4-3/4" x H7/8"

Bulbs not included. Up to 45° sloped ceiling adaptable.



**CH309018PNCG**  
D48-1/8" x H6-5/8"




**CH309018NBCG**  
D48-1/8" x H6-5/8"



**CH309018UBCG**  
D48-1/8" x H6-5/8"


Item	Lamp	Recomm. Bulb	Voltage	Rod Length	Min. Height	Canopy Dimension
CH309018	18 × 60W, E12	Candelabra	120V	46" Max. (3×12" + 1×6" + 1×4")	16"	D5-5/8" x H7/8"

Bulbs not included. Up to 45° sloped ceiling adaptable.




**LP309007PNCG**

L47-1/4" x W2-3/8" x H10-1/2"



**LP309007NBCG**

L47-1/4" x W2-3/8" x H10-1/2"



**LP309007UBCG**

L47-1/4" x W2-3/8" x H10-1/2"

Item	Lamp	Recomm. Bulb	Voltage	Rod Length	Min. Height	Canopy Dimension
LP309007	7 × 60W, E12	Candelabra	120V	46" Max. (6×12" + 2×6" + 2×4")	19"	L49-1/4" x W4-3/8" x H7/8"

Bulbs not included. Up to 45° sloped ceiling adaptable.





**CH309066PNCG**  
D18-5/8" x H12-5/8"



**CH309066NBCG**  
D18-5/8" x H12-5/8"



**CH309066UBCG**  
D18-5/8" x H12-5/8"

Item	Lamp	Recomm. Bulb	Voltage	Rod Length	Min. Height	Canopy Dimension
CH309066	12 × 60W, E12	Candelabra	120V	46" Max. (3×12" + 1×6" + 1×4")	22"	D4-7/8" x H7/8"

Bulbs not included. Up to 45° sloped ceiling adaptable.



**CH309024PNCG**  
D32-3/4" x H12-5/8"



**CH309024NBCG**  
D32-3/4" x H12-5/8"



**CH309024UBCG**  
D32-3/4" x H12-5/8"

Item	Lamp	Recomm. Bulb	Voltage	Rod Length	Min. Height	Canopy Dimension
CH309024	24 × 60W, E12	Candelabra	120V	46" Max. (3×12" + 1×6" + 1×4")	22"	D4-3/4" x H7/8"

Bulbs not included. Up to 45° sloped ceiling adaptable.



**CH309036UBCG**  
D48-1/8" x H12-5/8"



**CH309036NBCG**  
D48-1/8" x H12-5/8"



**CH309036PNCG**  
D48-1/8" x H12-5/8"

Item	Lamp	Recomm. Bulb	Voltage	Rod Length	Min. Height	Canopy Dimension
CH309036	36 × 25W, E12	Candelabra	120V	46" Max. (3×12" + 1×6" + 1×4")	22"	D5-5/8" x H7/8"

Bulbs not included. Up to 45° sloped ceiling adaptable.





**CH309042NBCG**

D60-3/8" x H12-5/8"



**CH309042UBCG**

D60-3/8" x H12-5/8"



**CH309042PNCG**


D60-3/8" x H12-5/8"

Item	Lamp	Recomm. Bulb	Voltage	Rod Length	Min. Height	Canopy Dimension
CH309042	42 × 25W, E12	Candelabra	120V	46" Max. (3×12" + 1×6" + 1×4")	22"	D6-3/4" x H7/8"


Bulbs not included. Up to 45° sloped ceiling adaptable.



**LP309077PNCG**  
L47-1/4" x W2-3/8" x H16-3/8"



**LP309077NBCG**  
L47-1/4" x W2-3/8" x H16-3/8"



**LP309077UBCG**  
L47-1/4" x W2-3/8" x H16-3/8"

Item	Lamp	Recomm. Bulb	Voltage	Rod Length	Min. Height	Canopy Dimension
LP309077	14 × 60W, E12	Candelabra	120V	46" Max. (6×12" + 2×6" + 2×4")	25"	L49-1/4" x W4-3/8" x H7/8"

Bulbs not included. Up to 45° sloped ceiling adaptable.



**WV309001NBCG**  
W4-3/4" x H8-5/8" x E4"



**WV309001PNCG**  
W4-3/4" x H8-5/8" x E4"



**WV309001UBCG**  
W4-3/4" x H8-5/8" x E4"



**WV309002NBCG**  
W4-3/4" x H12-5/8" x E4"



**WV309002PNCG**  
W4-3/4" x H12-5/8" x E4"



**WV309002UBCG**  
W4-3/4" x H12-5/8" x E4"

Item	Lamp	Recomm. Bulb	Voltage	Height from Center	Canopy Dimension
WV309002	2 × 60W, E12	Candelabra	120V	6-1/4"	D4-3/4" x E7/8"
WV309001	1 × 60W, E12	Candelabra	120V	6-3/8"	D4-3/4" x E7/8"

Bulbs not included. WV309001: Can be mounted up or down. WV309002: Can be mounted vertically or horizontally. ADA Compliant.





**WV309022NBCG**  
W10-3/8" x H8-5/8" x E4"



**WV309022PNCG**  
W10-3/8" x H8-5/8" x E4"



**WV309022UBCG**  
W10-3/8" x H8-5/8" x E4"

Item	Lamp	Recomm. Bulb	Voltage	Height from Center	Canopy Dimension
WV309022	2 × 60W, E12	Candelabra	120V	6-5/8"	D4-3/4" x E7/8"

Bulbs not included. Can be mounted up or down. ADA Compliant.





**WV309033NBCG**  
W17-5/8" x H8-5/8" x E4"



**WV309033PNCG**  
W17-5/8" x H8-5/8" x E4"



**WV309033UBCG**  
W17-5/8" x H8-5/8" x E4"

Item	Lamp	Recomm. Bulb	Voltage	Height from Center	Canopy Dimension
WV309033	3 × 60W, E12	Candelabra	120V	6-5/8"	D4-3/4" x E7/8"

Bulbs not included. Can be mounted up or down. ADA Compliant.





**WV309044NBCG**

W25" x H8-5/8" x E4-1/4"



**WV309044PNCG**

W25" x H8-5/8" x E4-1/4"



**WV309044UBCG**

W25" x H8-5/8" x E4-1/4"

Item	Lamp	Recomm. Bulb	Voltage	Height from Center	Canopy Dimension
WV309044	4 × 60W, E12	Candelabra	120V	6-5/8"	D4-3/4" x E7/8"

Bulbs not included. Can be mounted up or down. ADA Compliant.

# Revolve II

Revolve II inherits the classic and elegant details of our Revolve Collection, paired with a modern adaptation. Dramatic oversized clear glass shades gather against an impressive fixture body, resulting in a truly note-worthy design. Offered in three stunning finishes of Natural Brass, Polished Nickel and Urban Bronze.

Finishes

- NBCG - Natural Brass with Clear Glass
- PNCG - Polished Nickel with Clear Glass
- UBCG - Urban Bronze with Clear Glass



WV311601NBCG

W5-5/8" x H16-3/4" x E7-1/8"



WV311601PNCG

W5-5/8" x H16-3/4" x E7-1/8"



WV311601UBCG

W5-5/8" x H16-3/4" x E7-1/8"




WV311602NBCG

W5-5/8" x H28-5/8" x E7-1/8"



WV311602PNCG

W5-5/8" x H28-5/8" x E7-1/8"



WV311602UBCG

W5-5/8" x H28-5/8" x E7-1/8"

Item	Lamp	Recomm. Bulb	Voltage	Height from Center	Canopy Dimension
WV311602	2 × 60W, E12	T10	120V	14-3/8"	D4-3/4" x E7/8"
WV311601	1 × 60W, E12	T10	120V	14-3/8"	D4-3/4" x E7/8"

Bulbs not included. WV311601: Can be mounted up or down. WV311602: Can be mounted vertically or horizontally.



WV311602NBCG





MP301003BG

# Globo

Globo is a statement in modernity – a simple metal band is wrapped around a glowing white orb that can be tilted in different directions to achieve your desired look. Offered in both Matte Black and Brushed Gold finishes.

Finishes

- BG - Brushed Gold
- MB - Matte Black



**MP301005BG**

D16-5/8" x H12-7/8"



**MP301005MB**

D16-5/8" x H12-7/8"

Item	Lamp	Voltage	CCT	Dimming	Wire Length	Min. Height	Canopy Dimensions
MP301005	LED, 53W, 3485lm	120V	3000K	100% – 10%	144" Max.	21"	D13-7/8" x H1-3/8"

Dimmable with TRIAC or ELV dimmer (not included). Up to 45° sloped ceiling adaptable. \*Preliminary delivered lumens figures.



**MP301003MB**  
D16-1/4" x H12-7/8"



**MP301003BG**  
D16-1/4" x H12-7/8"

Item	Lamp	Voltage	CCT	Dimming	Wire Length	Min. Height	Canopy Dimensions
MP301003	LED, 32W, 2091lm	120V	3000K	100% – 10%	144" Max.	15"	D11-7/8" x H1-3/8"

Dimmable with TRIAC or ELV dimmer (not included). Sloped ceiling adaptable.





**PD301001BG**  
L7-1/4" x W6-3/8" x H12-7/8"



**PD301001MB**  
L7-1/4" x W6-3/8" x H12-7/8"

Item	Lamp	Voltage	CCT	Dimming	Wire Length	Min. Height	Canopy Dimensions
PD301001	LED, 11W, 697lm	120V	3000K	100% – 10%	144" Max.	15"	D4-3/4" x H2"

Dimmable with TRIAC or ELV dimmer (not included). Sloped ceiling adaptable.



FM301001MB



**WV301001MB**  
W6-5/8" x H6-3/4" x E3-5/8"



**WV301001BG**  
W6-5/8" x H6-3/4" x E3-5/8"



**FM301001MB**  
L7-1/4" x W6-3/8" x H9-1/8"



**FM301001BG**  
L7-1/4" x W6-3/8" x H9-1/8"

Item	Lamp	Voltage	CCT	Dimming	Height from Center	Canopy Dimensions
WV301001	LED, 9W, 507lm	120V	3000K	100% – 10%	3-3/8"	N/A
FM301001	LED, 11W, 697lm	120V	3000K	100% – 10%	3-1/4"	D4-3/4" x H1-5/8"

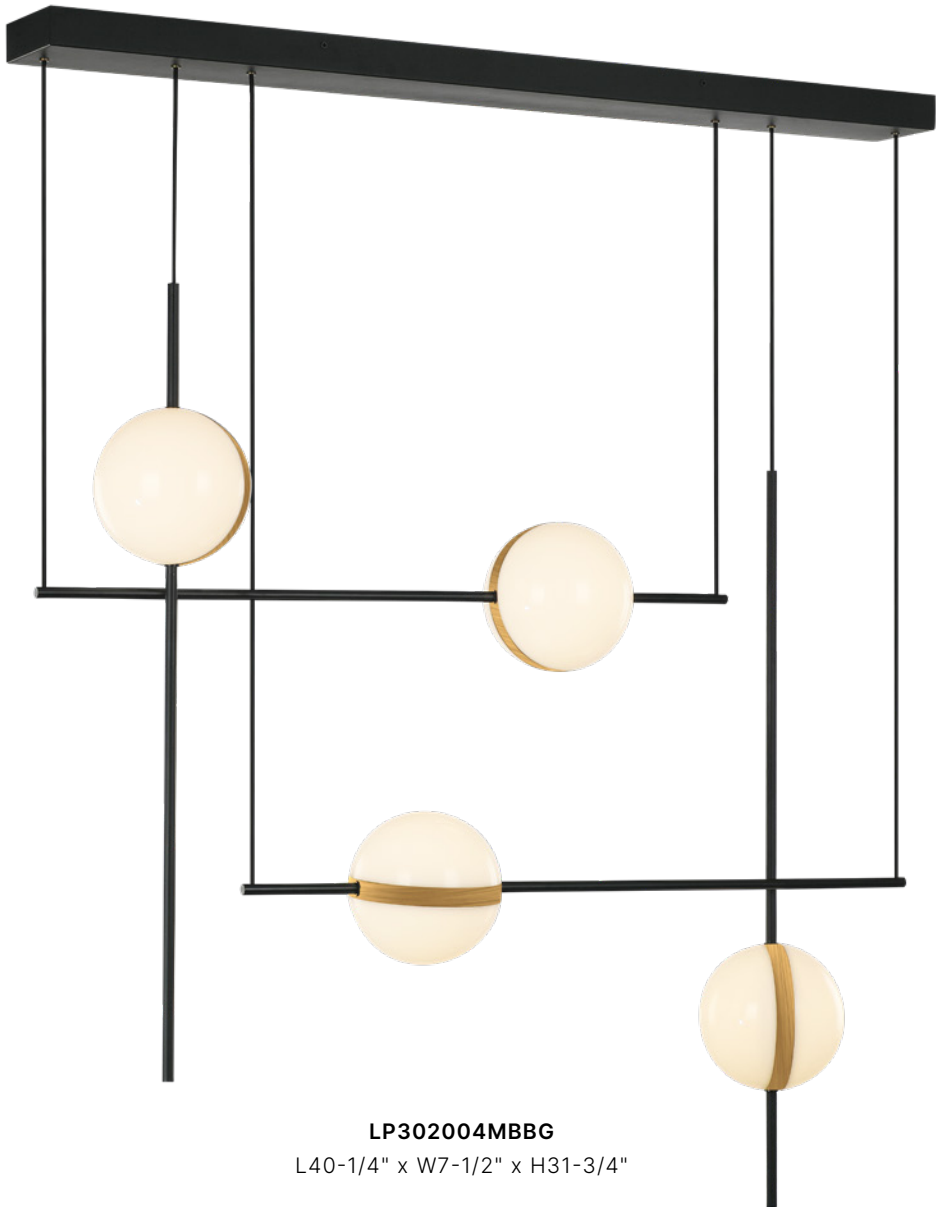
Dimmable with TRIAC or ELV dimmer (not included). WV301001: Can be mounted as wall or ceiling.



# Tagliato

A mixture of finishes and design, Tagliato is a blended style of fixtures. Matte Black frames are accented with distinct details of Brushed Gold, including a band around the opal globes and fixture joints. The look of the rotating globes and contrasting finishes is the perfect combination of modern and classic design.

Finishes  
● MBBG - Matte Black with Brushed Gold



**LP302004MBBG**

L40-1/4" x W7-1/2" x H31-3/4"

Item	Lamp	Voltage	CCT	Dimming	Wire Length	Min. Height	Canopy Dimensions
LP302004	LED, 42W, 2865lm*	120V	3000K	100% – 10%	144" Max.	36"	L41-3/8" x W4-3/4" x H1-5/8"

Dimmable with TRIAC or ELV dimmer (not included). Sloped ceiling adaptable. \*Preliminary delivered lumens figures.



LP302004MBBG



**CH302006MBBG**  
D36" x H6-3/8"



**CH302008MBBG**  
D43-3/4" x H6-3/8"

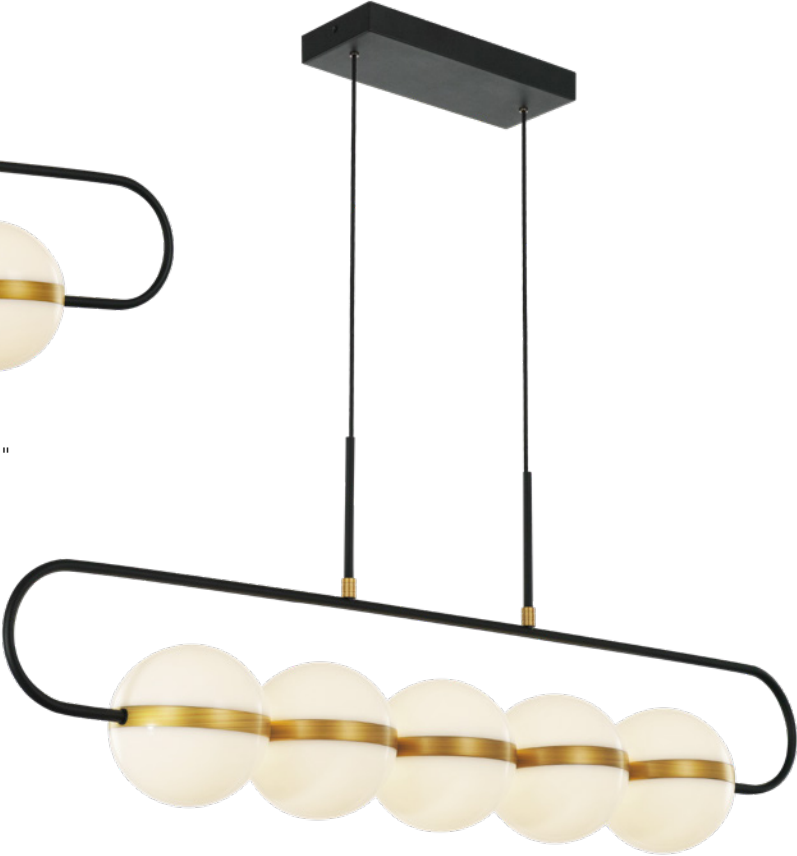
Item	Lamp	Voltage	CCT	Dimming	Wire Length	Min. Height	Canopy Dimensions
CH302008	LED, 82W, 5615lm	120V	3000K	100% – 10%	144" Max.	32"	D7-1/8" x H1-1/2"
CH302006	LED, 60W, 4100lm*	120V	3000K	100% – 10%	144" Max.	24	D7-1/8" x H1-1/2"

Dimmable with TRIAC or ELV dimmer (not included). Sloped ceiling adaptable. \*Preliminary delivered lumens figures.





**LP302003MBBG**  
L32" x W6-3/8" x H15-5/8"



**LP302005MBBG**  
L42-5/8" x W6-3/8" x H15-5/8"

Item	Lamp	Voltage	CCT	Dimming	Wire Length	Min. Height	Canopy Dimensions
LP302005	LED, 53W, 1966lm	120V	3000K	100% – 10%	144" Max.	17"	L12" x W4-3/4" x H1-1/2"
LP302003	LED, 31W, 2090lm*	120V	3000K	100% – 10%	144" Max.	17"	L9-1/8" x W4-3/4" x H1-3/8"

Dimmable with TRIAC or ELV dimmer (not included). Sloped ceiling adaptable. \*Preliminary delivered lumens figures.



**PD302002MBBG**  
L13" x W6-3/8" x H33-1/2"



**PD302003MBBG**  
L13" x W6-3/8" x H42-5/8"


Item	Lamp	Voltage	CCT	Dimming	Wire Length	Min. Height	Canopy Dimensions
PD302003	LED, 31W, 2160lm*	120V	3000K	100% – 10%	144" Max.	46"	D6-3/8" x H1-3/8"
PD302002	LED, 21W, 1460lm*	120V	3000K	100% – 10%	144" Max.	36"	D6-3/8" x H1-3/8"

Dimmable with TRIAC or ELV dimmer (not included). Sloped ceiling adaptable. \*Preliminary delivered lumens figures.



**WV302001MBBG**

W6-3/8" x H20" x E10-1/4"



**WV302003MBBG**

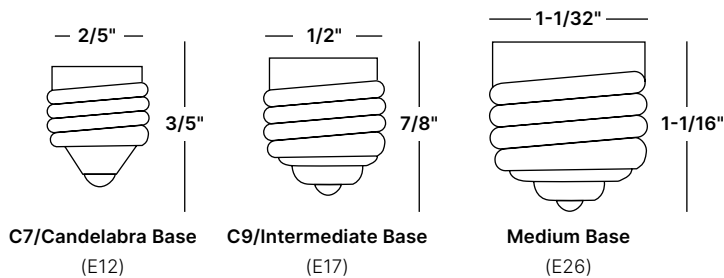
W32" x H6-3/8" x E10-5/8"

Item	Lamp	Voltage	CCT	Dimming	Height from Center	Canopy Dimensions
WV302003	LED, 31W, 2090lm*	120V	3000K	100% – 10%	3-1/4"	W6-3/4" x H4-3/4" x E1-3/8"
WV302001	LED, 11W, 766lm	120V	3000K	100% – 10%	16-3/8"	W4-3/4" x H7-1/8"x E1-1/4"

Dimmable with ELV dimmer (not included). WV302003: Can be mounted vertically or horizontally. \*Preliminary delivered lumens figures.

# Elevated Illuminations

## A Bulb Guide







### Base Level

To choose the right bulb, you have to start with the base size. There are three common base sizes: Candelabra (E12), Intermediate (E17), and Medium (E26) base. Keep these sizes in mind when purchasing the right bulb.

### What's Your Wattage?

It is important to choose the right wattage when it comes to choosing a bulb. That will also determine the lumen output of your fixture. Be sure to choose a bulb with the matching wattage to the specifications found in this catalog.

Brightness in Lumens				
	Standard	Halogen	CFL	LED
220+ 	25W	18W	6W	4W
400+ 	40W	28W	9W	6W
700+ 	60W	42W	12W	10W
900+ 	75W	53W	15W	13W
1300+ 	100W	70W	20W	18W

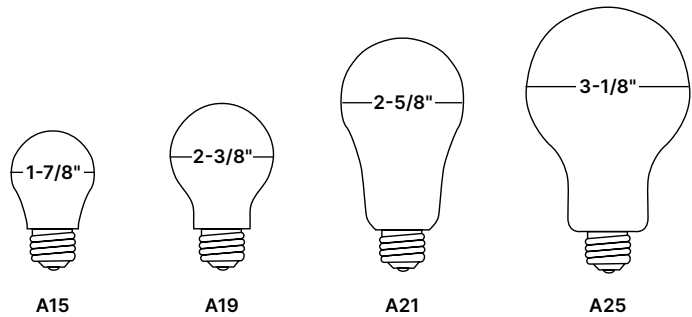
### Shape & Style

Each base has several sizes and styles that can work for each fixture. You can change the mood of a fixture completely by changing the size and shape of bulb inside. You can also choose styles of glass at this level. Opal, Clear, Edison, and even Chromatic and Metallic bulbs exist! Get as creative as you want with your styles. Here are a few suggestions when choosing a shape and style:

#### The A Shape

Standard/arbitrary (A) bulbs are the most widely used and thought of when it comes to household lighting. These bulbs work well for a variety of applications, such as ceiling lights, lamps, vanity lights, kitchen lights, closet lights, porch light fixtures, and so many more. **Usually, A Bulbs are for Medium based socket types.**

Numbers in each code refer to the bulb's diameter in eighths of an inch.



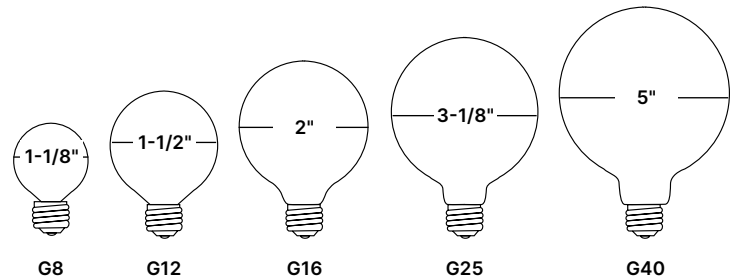


## G Shape

Globe (G) bulbs have a full, round shape and are available in various sizes. They can be used for many applications throughout the home, such as foyer lights, kitchen lights, chandeliers, and ornamental fixtures. The most common type is the large G30 bulb, which is used in bathroom and makeup vanities.

Depending on the bulb, numbers in each code can refer to the bulb's diameter in eighths of an inch or in millimeters.

**G bulbs are usually for Medium-based socket types but can be for Candelabra based socket types as well.**

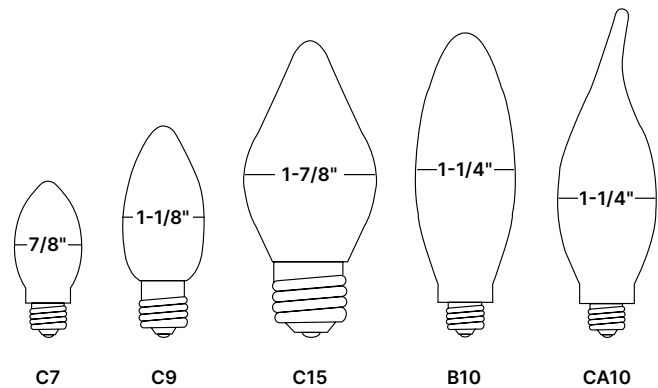


## B and C Shapes

All of the bulbs in these groups resemble the shape of a candle flame and are often referred to as candle bulbs. Conical (C) bulbs are shaped like a cone. Conical angular (CA) bulbs are shaped like a cone but have a bent tip. Blunt-tip (B) bulbs are very similar to C-type bulbs but have more of a torpedo or bullet shape. These bulbs can be used in chandeliers, wall sconces, and pendant lights.

**B and C bulbs are usually for Candelabra based socket types but can be for Medium-based socket types as well.**

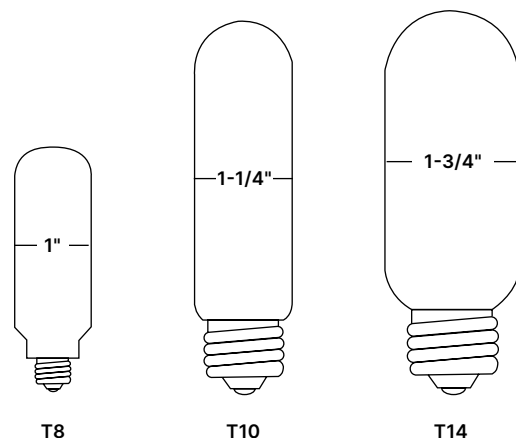
Numbers in each code refer to the bulb's diameter in eighths of an inch.



## T Shape

Tubular (T) bulbs come in a variety of lengths and widths. Depending on their size, these bulbs can be used in applications ranging from chandeliers, wall sconces, and pendant lights. **T bulbs are used in a combination of both Medium-based and Candelabra socket types.**

Numbers in each code refer to the bulb's diameter in eighths of an inch.



# Index

CH328129AW	20	CH335418MBCR	160	CH355632UBGO	38
CH302006MBBG	278	CH335418PNCR	160	CH355632VBGO	38
CH302008MBBG	278	CH335418VBCR	160	EW332511BKCR	115
CH309006NBCG	254	CH335836MBCR	163	EW332705BKCR	115
CH309006PNCG	254	CH335836PNCR	163	FL316655UBMS	195
CH309006UBCG	254	CH335836VBCR	163	FL316655VBMS	195
CH309012NBCG	255	CH336830UB	122	FM301001BG	275
CH309012PNCG	255	CH336830VB	122	FM301001MB	275
CH309012UBCG	255	CH338632PNAR	129	FM321201NB	155
CH309018NBCG	256	CH338632PNCC	130	FM321201PN	155
CH309018PNCG	256	CH338632UBAR	129	FM325108PNAR	175
CH309018UBCG	256	CH338632UBCC	130	FM325108UBAR	175
CH309021NBCG	252	CH338632VBAR	129	FM325108VBAR	175
CH309021PNCG	252	CH338632VBCC	130	FM332615UBCR	111
CH309021UBCG	252	CH338822PNAR	132	FM332615VBCR	111
CH309024NBCG	259	CH338822PNCC	133	FM332919UBCR	111
CH309024PNCG	259	CH338822UBAR	132	FM332919VBCR	111
CH309024UBCG	259	CH338822UBCC	133	FM348010PNOP	71
CH309036NBCG	260	CH338822VBAR	132	FM348010PNPG	71
CH309036PNCG	260	CH338822VBCC	133	FM348010UBOP	71
CH309036UBCG	260	CH338836PNAR	126	FM348010UBPG	71
CH309042NBCG	261	CH338836PNCC	128	FM348010VBOP	71
CH309042PNCG	261	CH338836UBAR	126	FM348010VBPG	71
CH309042UBCG	261	CH338836UBCC	128	FM351004UB	208
CH309066NBCG	258	CH338836VBAR	126	FM351004VB	208
CH309066PNCG	258	CH338836VBCC	128	FM355317UBGO	41
CH309066UBCG	258	CH340041MW	34	FM355317VBGO	41
CH320050UB	87	CH340041PB	34	FM361212UB	184
CH320050UBAR	88	CH342545MBHL	94	FM361212VB	184
CH320050VB	87	CH342545MWHL	94	LP302003MBBG	279
CH320050VBAR	88	CH343625MBCN	76	LP302004MBBG	276
CH320837UB	85	CH343625MWCN	76	LP302005MBBG	279
CH320837UBAR	86	CH346046UBAR	28	LP309007NBCG	257
CH320837VB	85	CH346046VBAR	28	LP309007PNCG	257
CH320837VBAR	86	CH347346MBVB	119	LP309007UBCG	257
CH321506CH	159	CH347346MWVB	119	LP309077NBCG	262
CH321508CH	159	CH347646MBVB	116	LP309077PNCG	262
CH332421UBCR	108	CH347646MWVB	116	LP309077UBCG	262
CH332421VBCR	108	CH348038UBFR	50	LP317448VB	168
CH332830UBCR	106	CH348038VBFR	50	LP317460VB	168
CH332830VBCR	106	CH351204UB	204	LP335838MBCR	164
CH335019MB	162	CH351204VB	204	LP335838PNCR	164
CH335019PN	162	CH352323AW	24	LP335838VBCR	164
CH335019VB	162	CH352430AW	24	LP338052PNAR	134

LP338052PNCC	135	PD302724CBSS	250	PD321708PN	142
LP338052UBAR	134	PD302732CBGS	250	PD321708PN-RT	142
LP338052UBCC	135	PD302732CBSS	250	PD321712NB	144
LP338052VBAR	134	PD307931ANTL	236	PD321712NB-RT	144
LP338052VBCC	135	PD307931VBCL	236	PD321712PN	144
LP348148UBFR	52	PD307931VBTL	236	PD321712PN-RT	144
LP348148VBFR	52	PD307960ANTL	234	PD321716NB	145
LP348241PNOP	67	PD307960VBCL	234	PD321716NB-RT	145
LP348241PNPG	68	PD307960VBTL	234	PD321716PN	145
LP348241UBOP	67	PD311025UBBG	244	PD321716PN-RT	145
LP348241UBPG	68	PD311025UBGG	244	PD321720NB	146
LP348241VBOP	67	PD311025UBWG	244	PD321720NB-RT	146
LP348241VBPG	68	PD311025VBBG	247	PD321720PN	146
LP355652UBGO	36	PD311025VBGG	247	PD321720PN-RT	146
LP355652VBGO	36	PD311025VBWG	247	PD321724NB	147
LP361240UB	182	PD311030UBBG	248	PD321724NB-RT	147
LP361240VB	182	PD311030UBGG	248	PD321724PN	147
MP301003BG	272	PD311030UBWG	248	PD321724PN-RT	147
MP301003MB	272	PD311030VBBG	249	PD321815NB	141
MP301005BG	271	PD311030VBGG	249	PD321815PN	141
MP301005MB	271	PD311030VBWG	249	PD325106PNAR	172
MP316402UBMS	192	PD317002NB	196	PD325106UBAR	172
MP316402VBMS	192	PD317002UB	196	PD325106VBAR	172
MP316403UBMS	192	PD317005NB	196	PD325428PNAR	170
MP316403VBMS	192	PD317005UB	196	PD325428UBAR	170
MP316406UBMS	190	PD317120NB	201	PD325428VBAR	170
MP316406VBMS	190	PD317120UB	201	PD331016MBVB	59
MP321203NB	152	PD317122NB	198	PD331016MWVB	59
MP321203PN	152	PD317122UB	198	PD331024MBVB	56
MP321205NB	153	PD317129NB	200	PD331024MWVB	56
MP321205PN	153	PD317129UB	200	PD332119UBCR	104
MP321218NB	151	PD320313UB	83	PD332119VBCR	104
MP321218PN	151	PD320313UBAR	82	PD336507UB	124
MP321230NB	150	PD320313VB	83	PD336507VB	124
MP321230PN	150	PD320313VBAR	82	PD338422PNAR	131
MP321803NB	140	PD321104NB	176	PD338422PNCC	131
MP321803PN	140	PD321105NB	178	PD338422UBAR	131
MP321805NB	138	PD321132NB	179	PD338422UBCC	131
MP321805PN	138	PD321201NB	152	PD338422VBAR	131
PD301001BG	273	PD321201PN	152	PD338422VBCC	131
PD301001MB	273	PD321512CH	156	PD339415PNCR	186
PD302002MBBG	280	PD321518CH	158	PD339415UBCR	186
PD302003MBBG	280	PD321708NB	142	PD339415VBCR	186
PD302724CBGS	250	PD321708NB-RT	142	PD342020MBHL	97

PD342020MWHL	97	SF332919UBCR	112	WV311602UBCG	268
PD344014PBGO	48	SF332919VBCR	112	WV316401UBMS	193
PD344014PNGO	48	SF344012PBGO	49	WV316401VBMS	193
PD344014UBGO	48	SF344012PNGO	49	WV316402UBMS	193
PD344020PBGO	46	SF344012UBGO	49	WV316402VBMS	193
PD344020PNGO	46	SF346313UBAR	30	WV316501UBMS	194
PD344020UBGO	46	SF346313VBAR	30	WV316501VBMS	194
PD348022PNOP	63	SF361212UB	184	WV316601UBMS	194
PD348022PNPG	60	SF361212VB	184	WV316601VBMS	194
PD348022UBOP	63	TL316616UBMS	195	WV319202PN	214
PD348022UBPG	60	TL316616VBMS	195	WV319202UBLB	214
PD348022VBOP	63	TL321201NBWL	155	WV319202VB	214
PD348022VBPG	60	TL321201PNWL	155	WV319405PN	214
PD348114PNOP	64	TL355022UBGO	43	WV319405UBLB	214
PD348114PNPG	65	TL355022VBGO	43	WV319405VB	214
PD348114UBOP	64	TL361216UB	185	WV320108UB	80
PD348114UBPG	65	TL361216VB	185	WV320108VB	80
PD348114VBOP	64	WV301001BG	275	WV320323UB	80
PD348114VBPG	65	WV301001MB	275	WV320323VB	80
PD350318UBGO	92	WV302001MBBG	281	WV321101NB	179
PD350318UBSM	90	WV302003MBBG	281	WV321201NB	154
PD350318UBWO	93	WV307919ANTL	239	WV321201PN	154
PD350318VBGO	92	WV307919VBCL	239	WV321628NB	148
PD350318VBSM	90	WV307919VBTL	239	WV321628PN	148
PD350318VBWO	93	WV307931ANTL	237	WV322114PNAR	216
PD351018UB	208	WV307931VBCL	237	WV322114UBAR	216
PD351018VB	208	WV307931VBTL	237	WV322114VBAR	216
PD351317VBOP	206	WV309001NBCG	263	WV322623PNAR	219
PD351401BKGD	202	WV309001PNCG	263	WV322623UBAR	219
PD351401VB	202	WV309001UBCG	263	WV322623VBAR	219
PD355015UBGO	42	WV309002NBCG	263	WV323112PNAR	220
PD355015VBGO	42	WV309002PNCG	263	WV323112UBAR	220
PD361230UB	180	WV309002UBCG	263	WV323112VBAR	220
PD361230VB	180	WV309022NBCG	264	WV323225PNAR	223
PL307912ANTL	242	WV309022PNCG	264	WV323225UBAR	223
PL307912VBCL	242	WV309022UBCG	264	WV323225VBAR	223
PL307912VBTL	242	WV309033NBCG	266	WV324114PNGO	230
PL307919ANTL	243	WV309033PNCG	266	WV324114UBGO	230
PL307919VBCL	243	WV309033UBCG	266	WV324114VBGO	230
PL307919VBTL	243	WV309044NBCG	267	WV324230PNGO	233
PL307931ANTL	240	WV309044PNCG	267	WV324230UBGO	233
PL307931VBCL	240	WV309044UBCG	267	WV324230VBGO	233
PL307931VBTL	240	WV311601NBCG	268	WV325106PNAR	174
PL355220UB	45	WV311601PNCG	268	WV325106UBAR	174
PL355220VB	45	WV311601UBCG	268	WV325106VBAR	174
PL355232UB	45	WV311602NBCG	268	WV325326PNAR	173
PL355232VB	45	WV311602PNCG	268	WV325326UBAR	173



WV325326VBAR	173	WV338101UBCC	136	WV348224PNPG	73
WV327010PNAR	102	WV338101VBAR	136	WV348224UBOP	73
WV327010UBAR	102	WV338101VBCC	136	WV348224UBPG	73
WV327010VBAR	102	WV338902PNAR	137	WV348224VBOP	73
WV327015PNAR	100	WV338902PNCC	137	WV348224VBPG	73
WV327015UBAR	100	WV338902UBAR	137	WV351101VBFG	210
WV327015VBAR	100	WV338902UBCC	137	WV351101VBWT	210
WV327019PNAR	103	WV338902VBAR	137	WV351501UB	212
WV327019UBAR	103	WV338902VBCC	137	WV351501VB	212
WV327019VBAR	103	WV339112PNCR	189	WV351502UB	212
WV328209AW	23	WV339112UBCR	189	WV351502VB	212
WV328611AW	23	WV339112VBCR	189	WV352206AW	27
WV330106PNCR	229	WV339123PNCR	189	WV355116UBGO	40
WV330106UBCR	229	WV339123UBCR	189	WV355116VBGO	40
WV330106VBCR	229	WV339123VBCR	189	WV355223UBGO	40
WV330216PN	228	WV339216PNCR	188	WV355223VBGO	40
WV330216UB	228	WV339216UBCR	188	WV361215UB	183
WV330216VB	228	WV339216VBCR	188	WV361215VB	183
WV330324PN	226	WV342105MBHL	98	WV361230UB	183
WV330324UB	226	WV342105MWHL	98	WV361230VB	183
WV330324VB	226	WV343104MBCN	79		
WV332815UBCR	109	WV343104MWCN	79		
WV332815VBCR	109	WV346006UBAR	30		
WV332904UBCR	109	WV346006VBAR	30		
WV332904VBCR	109	WV346214UBAR	33		
WV334105PNAR	224	WV346214VBAR	33		
WV334105UBAR	224	WV346322UBAR	33		
WV334105VBAR	224	WV346322VBAR	33		
WV334215PNAR	224	WV347104MBVB	120		
WV334215UBAR	224	WV347104MWVB	120		
WV334215VBAR	224	WV348106PNOP	75		
WV335103MBCR	167	WV348106PNPG	75		
WV335103PNCR	167	WV348106UBOP	75		
WV335103VBCR	167	WV348106UBPG	75		
WV335409MB	166	WV348106VBOP	75		
WV335409PN	166	WV348106VBPG	75		
WV335409VB	166	WV348118UBFR	55		
WV335811MB	165	WV348118VBFR	55		
WV335811PN	165	WV348218PNOP	72		
WV335811VB	165	WV348218PNPG	72		
WV336710UB	125	WV348218UBOP	72		
WV336710VB	125	WV348218UBPG	72		
WV336717UB	125	WV348218VBOP	72		
WV336717VB	125	WV348218VBPG	72		
WV338101PNAR	136	WV348222UBFR	55		
WV338101PNCC	136	WV348222VBFR	55		
WV338101UBAR	136	WV348224PNOP	73		

