

USA & CANADA

Light & Design is
the harmony of
atmosphere and matter,
the balance of emotion
and function, the
symbiosis of technology
and delicacy

VIBIA

Collections

| | | | | | |
|--------------|-----|-------------------|-----|-------------------|-----|
| Algorithm | 90 | Micro | | Tempo | |
| | | Wall | 254 | Pendant | 130 |
| Alpha | 232 | Outdoor | 354 | Wall | 190 |
| Ameba | 112 | Millenium | 250 | Tube | |
| Balance | 310 | Musa | 196 | Pendant | 32 |
| Bamboo | 338 | | | Ceiling | 182 |
| Big | | North | | Vol | 104 |
| Pendant | 117 | Pendant | 136 | Warm | |
| Ceiling | 158 | Floor | 292 | Pendant | 108 |
| | | Wall | 246 | Floor | 322 |
| Break | 346 | Origami | | Table | 270 |
| Cosmos | 96 | Wall | 228 | Wind | |
| Domo | 170 | Outdoor | 330 | Pendant | 126 |
| Duo | 142 | Palma | | Outdoor | 342 |
| Empty | 360 | Pendant | 72 | Wireflow | 44 |
| Flamingo | 62 | Wall | 200 | Wireflow | 58 |
| Fold Surface | 236 | Pin | 214 | Chandelier | |
| Flex | 276 | Plis Outdoor | 358 | Wireflow Freeform | 54 |
| Funnel | | Plus | | Wireflow Lineal | 50 |
| Ceiling | 174 | Ceiling | 166 | | |
| Wall | 206 | Outdoor | 352 | | |
| Halo | 100 | Puck | | | |
| I.Cono | | Ceiling | 162 | | |
| Floor | 307 | Wall | 240 | | |
| Table | 286 | Puck Wall Art | 256 | | |
| Wall | 224 | Quadra Ice | 178 | | |
| Jazz | | Rhythm Horizontal | 78 | | |
| Pendant | 120 | Rhythm Vertical | 82 | | |
| Floor | 314 | Scotch | | | |
| Table | 280 | Ceiling | 180 | | |
| Link | 154 | Wall | 252 | | |
| Link XXL | 151 | Outdoor | 356 | | |
| Match | 68 | Set | 210 | | |
| Mayfair | | Skan | 40 | | |
| Pendant | 86 | Slim | 122 | | |
| Floor | 300 | Suite | 221 | | |
| Table | 264 | Swing | | | |
| Meridiano | 334 | Floor | 318 | | |
| | | Table | 284 | | |
| | | Wall | 244 | | |

VIBIA



North Floor, designed by Arik Levy.

Better Spaces. Better Lives.

Light is at the foundation of space design. Alongside architects, interior designers, lighting designers, engineers and dealers, we all aim to improve the world through a single aspiration: creating better spaces to live. We believe life can be much better when we consider light.

Light your Way

Light your way is an invitation to create atmospheres, emotions and beauty. We listen closely to your aspirations to bring products to life that respond to your insights and needs. Our services and collections evolve alongside the new complexities space designers face, beginning with the onset of an ambition all the way through the realities of installation. Our goal is to provide you the inspiration and tools that let you light as free as possible, to light your way.



Elizabeth Von Lehe and a collaborator discuss over a floor plan.


Light & Design



Light and design are deeply connected. Essential to each other, they are core to who we are, how we think, and what we make. Our products embody the harmony of atmosphere and matter, the balance of emotion and function, and the connection between delicacy and technology. As such, each of our collections is designed to meet the emotions of a space, set its atmosphere, and reveal the beauty of the designer's vision.

The Orchestration of Design

Design is an holistic process. From the initial concept to the tiniest detail, we conceive the development of a collection as a collaborative process, like the performance of an orchestra. We conduct a global ecosystem with a wide variety of skilled professionals to perform harmoniously under our direction.



Stefan Diez team tests a Guise prototype in their Munich studio.



Everlasting Design

Great design transcends. Our network of professionals, united through our love and care for the design process, keep a close watch on every bolt, every wire, every decision. We believe in the intrinsic value of design done well. With everyone grounded in this universal idea, each collection and installation is designed to last, understanding that the everlasting is essential to a better future.

Lievore Altherr Molina

Antoni Arola

Pete Sans

Toan Nguyen

Víctor Carrasco

Sebastian Herkner

Emiliana Design Studio

Víctor Carrasco

Ichiro Iwasaki

Stefan Diez

Ramos & Bassols

Ichiro Iwasaki

Note Design Studio

Arik Levy

X. Claramunt

Ramón Esteve

Ramón Esteve

Diego Fortunato

Constance Guisset

Note Design Studio

Toan Nguyen

Martín Azúa

Jordi Vilardell

Lievore Altherr Molina

Pete Sans

Antoni Arola

Emiliana Design Studio

Sebastian Herkner

Diego Fortunato

Xuclà

X. Claramunt

Arik Levy

Constance Guisset

Ramos & Bassols

Jordi Vilardell

Martín Azúa

Open Creativity, One Identity

Our process is rooted in collaboration. We exchange concepts and inspiration with a network of world-class product design studios who meet our standards, inviting them to create with us through light and design. We search out these specialists through specific criteria, ensuring that they are aligned with, and contribute to, the ethos of each project. And with each design studio bringing their own soul to the process, we share creativity and reach new boundaries.

Your Process, Our Commitment

Every space design is a unique dream and, thus, needs unique crafting. Each moment of a process requires different levels of support, interaction, and dialogue. Our work is to embrace your process, work with your individual expression of creativity, and support you in every decision. The spaces you imagine become the material we help uncover, enable, and achieve.

YOUR PROCESS

The Creative Process



Architect Peter Joehnk sketching some ideas for the interior of a hotel room in his Hamburg-based studio, JOI Design.

Every creative process begins with a rush—some product browsing, drawing inspiration from a flurry of sources, with bold ideas waiting to be captured. And as sketches meet paper, and papers evolve into a vision, finding the right instruments to set that atmosphere is paramount.

YOUR PROCESS

Light your Way

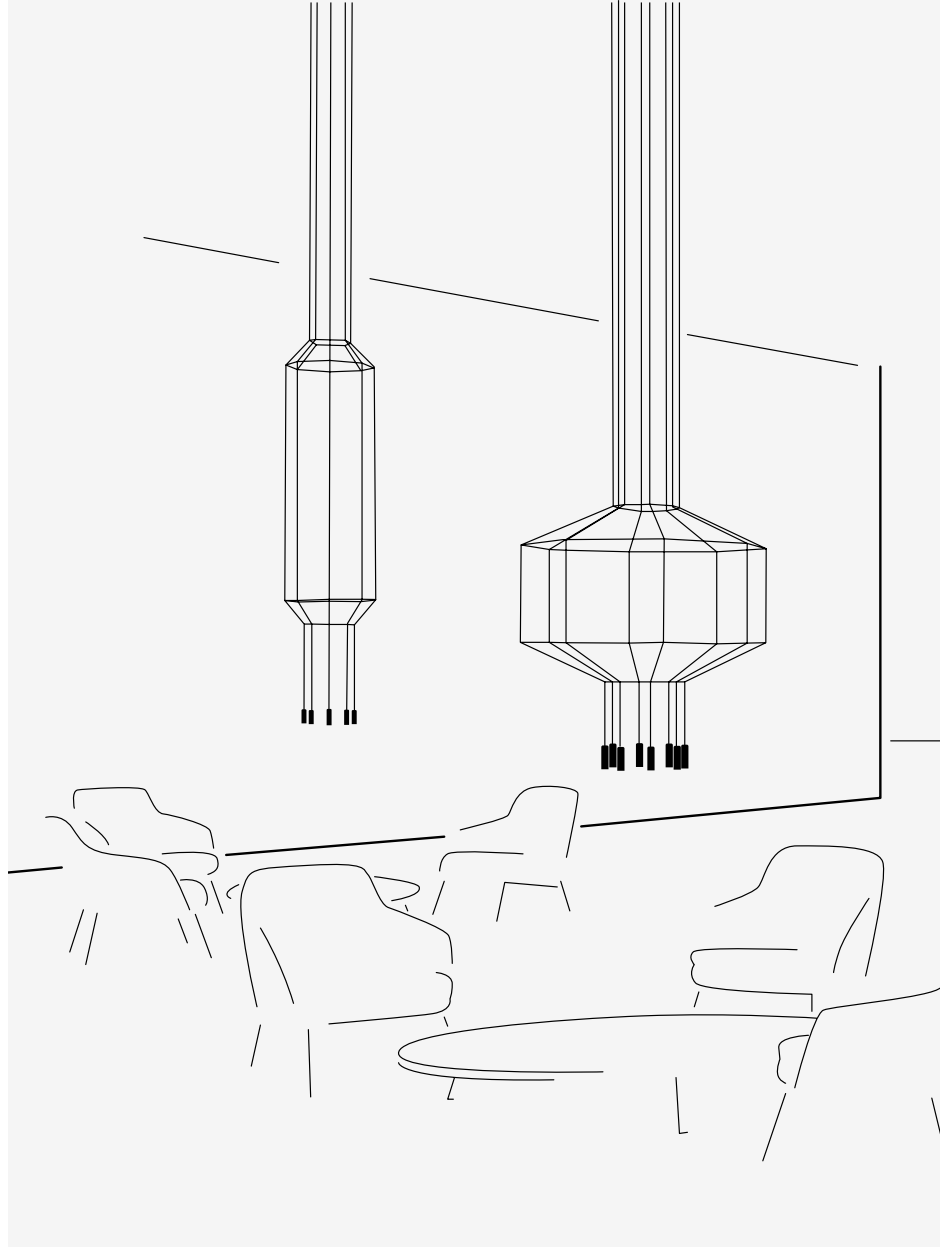


Lighting designer Renée Joosten checks the light temperature of different sources for an upcoming interior design project at the ICRAVE office in New York.

Every project and every space designer have different needs when it comes to shaping a space. The integration of lights and materials is key when defining the atmosphere that will come to life.

OUR COMMITMENT

Endless Possibilities



3D simulation of different online configurations of the Wireflow Pendant integrated in a space.

We align with space designers to personalize their space before ever breaking ground. With over fifty product collections, we provide the tools, team and services that allow you to craft a multitude of possibilities. From 3D online composition tools to customized features including color temperature, dimming or finishes, among others, our services hand you the instruments to imagine every possibility.

YOUR PROCESS

Space Planning



Lighting designer Daniel Blaker working on a space project at Nulty's office in London.

A visionary sticks with an idea long after it is created, and works to craft it until it finally takes form. A keen sense of diligence keeps doubts at bay, and ensures technical, commercial and prescription issues are tightly managed. As every project has different needs, meticulous and persistent care helps keep the process close to its original vision.

OUR COMMITMENT

By your Side



Interior designer Susanna Cots assisted at her studio by a Vibia regional sales manager.

At every moment of the process, we are by your side. We offer you both on and off commercial and technical support, with the ability to contact us anytime. Whether it is a question about a product, or a conversation about the potential for adapting a space, we will respond nimbly to any issue arising.

YOUR PROCESS

Quality Demanding




Space designer Elizabeth Von Lehe working with material samples at HDR's New York City office.

As much as design is about building a beautiful space, it is equally about creating one that lasts. As you materialize an atmosphere through luminaires, you want it to last like it is after a long time. All professionals need to ensure excellence, lasting performance, and something more solid than a warranty.

OUR COMMITMENT

Crafted Expertise



Halo Jewel, designed by Martín Azúa, combines an exquisite light and a very precise diffuser with a perfectly crafted golden-finished steel structure.

Matching the nuance of artisanal crafting with the reach of industrial production and technology application, we conduct very accurate quality assessments. Strength and rigor are essential to an extraordinary design; it is our responsibility, our commitment.

YOUR PROCESS

Space Comes to Life




Interior designer Susanna Cots checks how a finishing sample looks on location for an ongoing project in Peratallada, Spain.

When installation begins, the decisive moment arrives and the expectations of success meet the realities of construction. The arrival of the luminaires is more than a delivery formality. It is a period of inspection, installation, and elation. Perfection is expected.

OUR COMMITMENT

Every Detail Matters



Vibia design scope also prioritizes installation and maintenance.

In this crucial moment, we ensure orders are always delivered on time, in pristine condition, and with plenty of installation resources available. In bringing products from production to location, our focus is on assisting an easy and fast process with every specific in mind.

YOUR PROCESS

Tranquility




HDR's Design & Brand Strategy Principal Elizabeth Von Lehe walks down 7th Avenue after work.

Installation is still not the end of the process. Every interior designer continues caring about a piece long after it is installed. You have to be sure that every product has been taken care of. Tranquility shouldn't be a luxury, but a reality. In that final phase of design, the project starts living on its own, and your aim for your atmosphere must not just come to life, but stay alive for a long time.

OUR COMMITMENT

Under Control



A project success team member helping a client at Vibia headquarters in Barcelona.

Our Project Success Team provides creators with a long-term service, including risk prevention, quick response time, and fast diagnosis and repair systems accompanying every project. We work to ensure that long after the lights first turn on, the designer knows that their work will remain as planned.



Vibia Headquarters in Barcelona, Spain.


An Open Door

Transparency is essential to us. Sharing what we do and how we think is the best way to open ourselves to all levels of collaboration. It is through permanent dialogue and active listening that we are able to understand your needs and concerns. Our doors are always open so that, together, we can imagine the future of light, design and space.

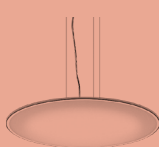
Pendants
31




Algorithm
90



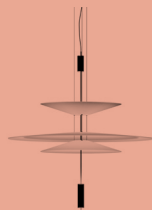
Ameba
112




Big
117



Cosmos
96



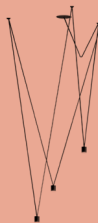
Flamingo
62



Halo
100




Jazz
120



Match
68



Mayfair
86



North
136



Palma
72



Rythm Horizontal
78



Rythm Vertical
82



Skan
40



Slim
122



Tempo
130



Tempo
130



Tempo
130



Tube
32



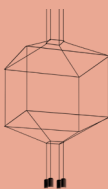
Vol
104



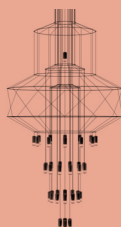
Warm
108



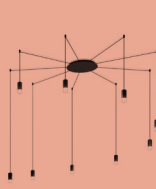
Wind
126



Wireflow
44



Wireflow Chandelier
58




Wireflow Freeform
54



Wireflow Lineal
50


Ceiling
141



Big
158




Domo
170



Duo
142



Duo
142




Funnel
174



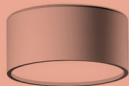
Link
154



Link XXL
151



Plus
166



Plus
166



Puck
162




Quadra Ice
178




Scotch
180




Tube
182




Alpha
232



Fold Surface
236



Funnel
206



I.Cono
224




Micro
254




Millenium
250



Musa
196




North
246



Origami
228




Palma
200




Palma
200



Pin
214



Puck
240



Puck Wall Art
256



Scotch
252



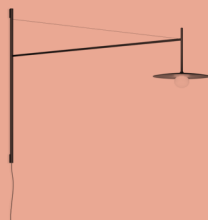
Set
210



Suite
221



Swing
244



Tempo
190

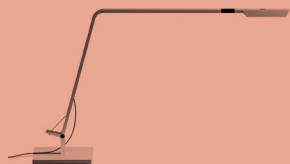


Tempo
190



Tempo
190


Table
263



Flex
276



I.Cono
286



Jazz
280



Mayfair
264

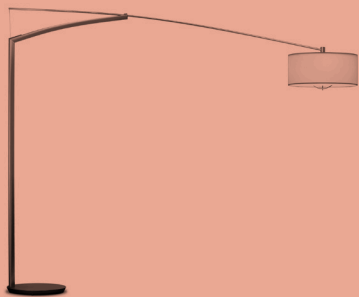


Swing
284

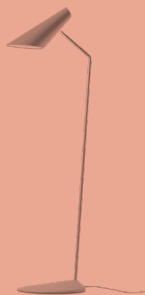


Warm
270

Floor
291



Balance
310



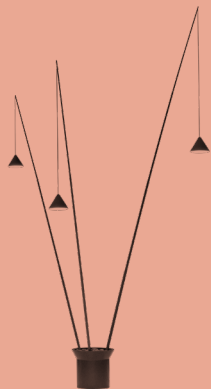
I.Cono
307




Jazz
314



Mayfair
300



North
292



Swing
318



Warm
322

Outdoor
329



Bamboo
338



Break
346



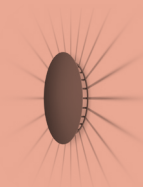
Break
346



Break
346



Empty
360



Meridiano
334



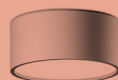
Micro
354



Origami
330



Plis Outdoor
358



Plus
352



Scotch
356



Wind
342



Wind
342

Product information
367

Item index
368

Acknowledgements
371



Pendants

Algorithm
90

Ameba
112

Big
117

Cosmos
96

Flamingo
62

Halo
100

Jazz
120

Match
68

Mayfair
86

North
136

Palma
72

Rhythm
Horizontal
78

Rhythm
Vertical
82

Skani
40

Slim
122

Tempo
130

Tube
32

Vol
104

Warm
108

Wind
126

Wireflow
44

Wireflow
Chandelier
58

Wireflow
FreeForm
54

Wireflow
Lineal
50

Tube



Design by Ichiro Iwasaki.

Structured fluidity. Tubes flow through the space, facilitating illumination through a series of opaque shades in varying sizes, positioned according to the needs of the design.





Tube modular system for every space. This egalitarian option provides personalizable variations for areas where multiple ceiling and pendant light sources are necessary: from dining solutions to lounge and living, hotel, workspaces and retail. Choose from multiple shade sizes, finishes and layouts specific to your space.

Create personalized Tube layouts at vibia.com









Tube is a modular pendant and ceiling system with numerous possibilities. Composed of four different size of shades and a black tube that can grow in vertical and horizontal as desired, to bring the light where it is needed in groupings that are integrated with the architecture of the spaces where they are featured.

Ref. 6120, 6125, 6130, 6135.

- 10 White (NCS S 0300-N)
- 15 Grey L2 (NCS S 2500-N)
- 16 Grey M1 (NCS S 4500-N)
- 21 Grey D1 (NCS S 7000-N)

Ref. 6145, 6155.

- 10 White (NCS S 0300-N)
- 71 Grey L2, Grey M1, Grey D1 (NCS 2500-N, NCS 4500-N, NCS 7000-N)

Shade: Aluminum.
Diffuser: Polycarbonate.
Led support: Aluminum.
Tube: Steel. Black finish.
Canopy: Steel.

Ref. 6120.
LED 2700 K. CRI >90. 477.56 lm.

Ref. 6125.
LED 2700 K. CRI >90. 632 lm.

Ref. 6130.
LED 2700 K. CRI >90. 1169.9 lm.

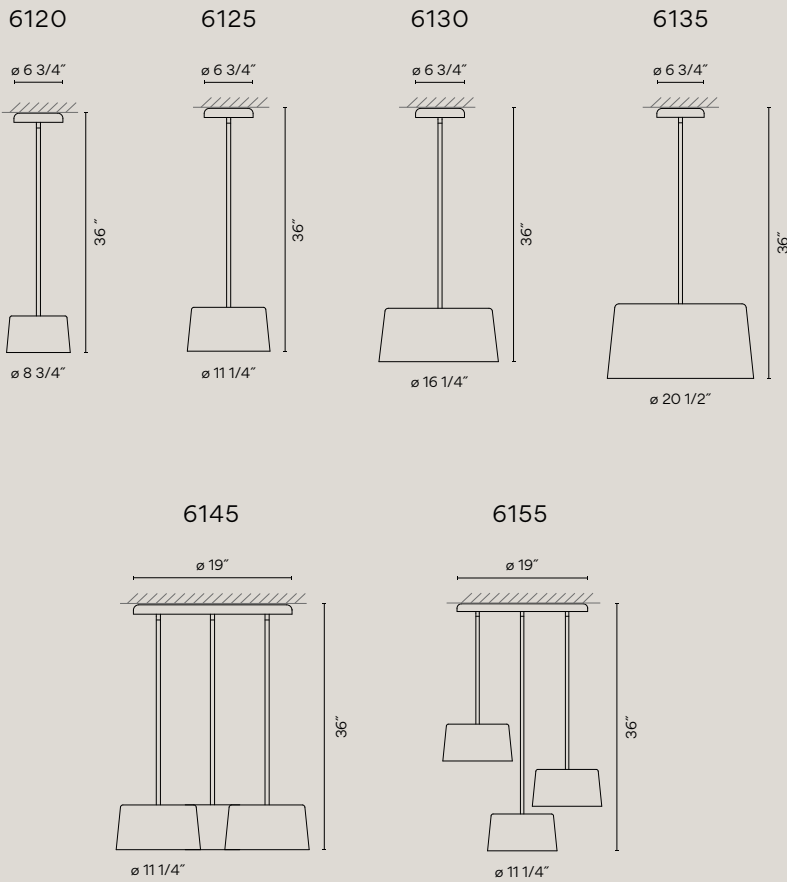
Ref. 6135.
LED 2700 K. CRI >90. 1447.5 lm.

Ref. 6145.
LED 2700 K. CRI >90. 1896 lm.

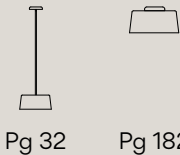
Ref. 6155.
LED 2700 K. CRI >90. 1896 lm.

Driver Included: 120-277V.
Dimming: 0-10V.

Stem not adjustable.



Personalization options available
- Configuration or height adjustment at vibia.com
- LED 3500 K
- Dimming: DALI, LUTRON ECO
Request more information, sales@vibialight.com





Skan



Design by Lievore, Altherr, Molina.

Minimal volume and maximum lighting functionality. Skan represents a return to what is essential: pure, delicate lines in which the light is the fundamental element while the shape is almost invisible.



Skan’s sleek disc design is defined by its pure form and simple lines. Like an elegant bird hovering overhead, it’s suspended from a long, lean cable. The LED-powered pendant features a steel canopy and diffuser that casts a broad, bright dimmable light. Streamlined and understated, it lends a quiet elegance to any space.

- 10 White (NCS S 0300-N)
- 11 Black (NCS S 8500-N)
- 24 Beige M1 (NCS S 2500-Y50R)
- 37 Terra Red (NCS S 4040-Y70R)
- 42 Blue M1 (NCS S 5010-B10G)
- 47 Green L1 (NCS S 4005-G80Y)

Shade: Aluminum.
Diffuser: Methacrylate.
Canopy: Steel.

Ref. 0270.
LED 2700 K. CRI >80. 9.3W. 1041 lm.

Ref. 0275.
LED 2700 K. CRI >80. 13.8W. 1380 lm.

Driver Included 120V.
Dimming: TRIAC.

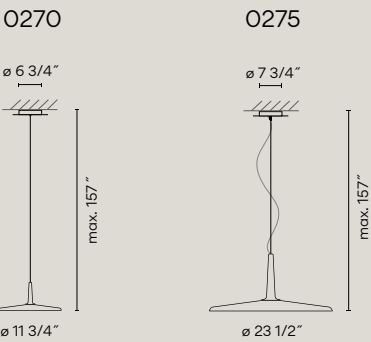
Surface mounted.



Personalization options available

- Finish customization
(Available options: Vibia color palette)
- LED 3500 K
- Dimming: 0-10V or DALI or LUTRON ECO
- Extra cable length

Request more information,
sales@vibialight.com





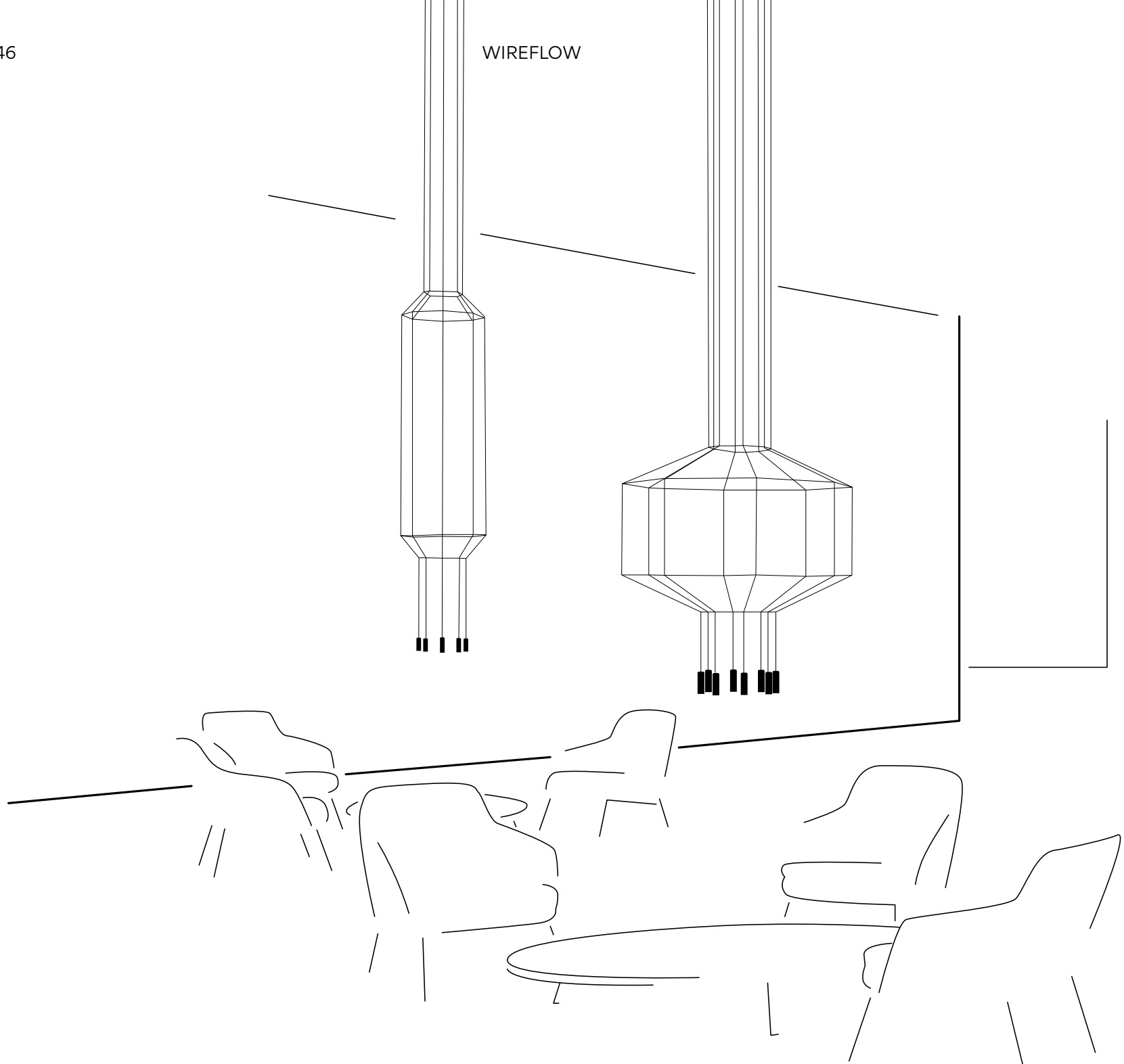
Wireflow



Design by Arik Levy.

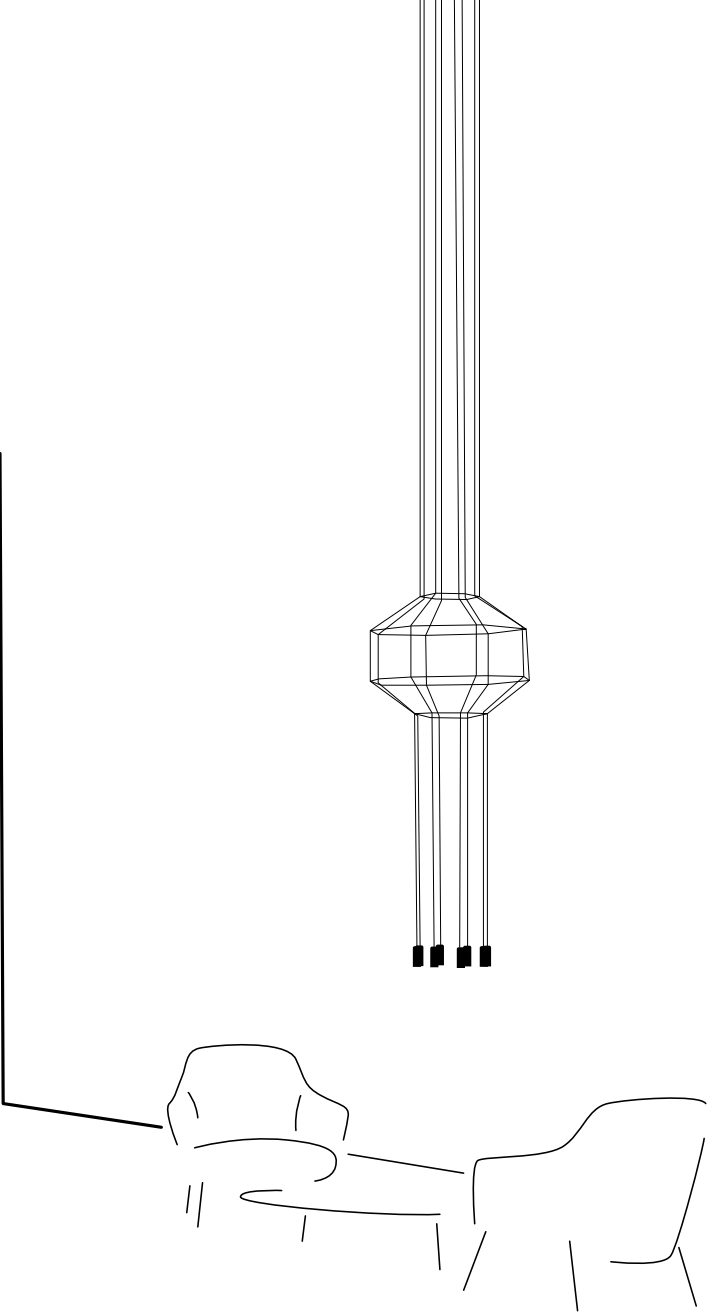
Crafted of black, electrical cables, Volumetric's airy, three-dimensional outline lends it the feeling of being at once present and absent. The geometric volumes are tipped with LED light terminals in a contemporary take on the traditional chandelier.





Wireflow volumes for gathering spaces. Illuminate dining, living or working spaces of any scale with geometric shapes that provide a focal point without overpowering the space. Choose from multiple shapes and sizes, plus adjust lengths to suit individual tastes and project needs.

Create a personalized Wireflow pendant at vibia.com





Wireflow Volumetric pendants offer designs that are at once delicate and dramatic. Featuring intricate arrangements of fine black, electrical cables tipped with LED light terminals, its three-dimensional forms represent a contemporary reinterpretation of the traditional chandelier.

Though substantial in size, its airy outline creates a feeling of transparency. Fully customizable in octagonal, square, and hexagonal shapes, Wireflow is available with 4, 6, or 8 diffusers.

● 04 Black (RAL 9005)

Diffuser: Pressed-glass.

Body: Aluminum.

Frames and Canopy: Steel.

LED 2700 K. CRI >80.
Each LED 4.5W. 490 lm.
Dimming: 0-10V.

Pressed-glass diffuser.



Personalization options available

- Adjust vertical layout at vibia.com
- LED 3500 K
- Dimming: DALI, LUTRON ECO

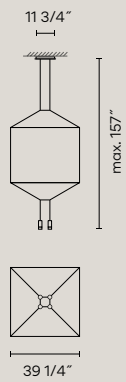
Request more information,
sales@vibialight.com.

Pressed-glass diffuser.

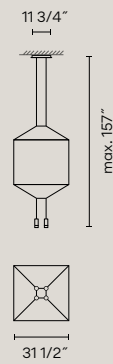


4 LEDs

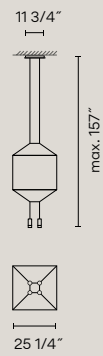
0309



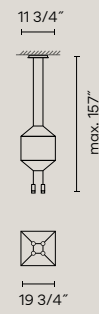
0310



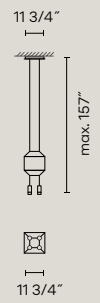
0311



0312

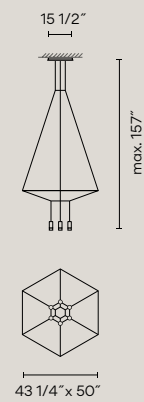


0313

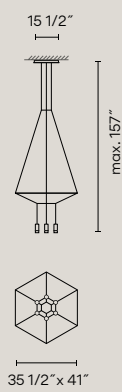


6 LEDs

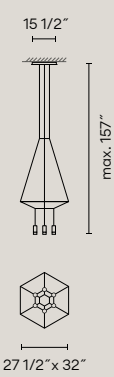
0304



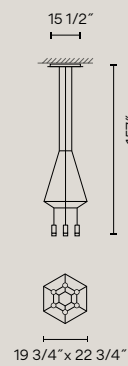
0305



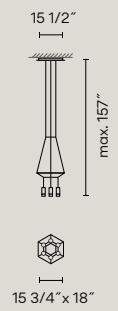
0306



0307

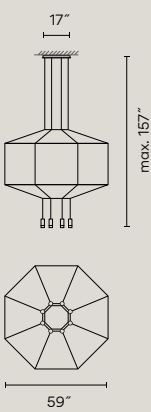


0308

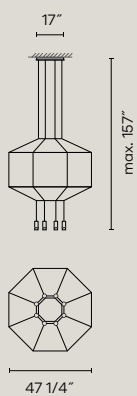


8 LEDs

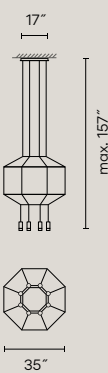
0299



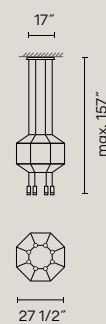
0300



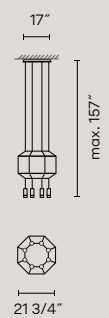
0301



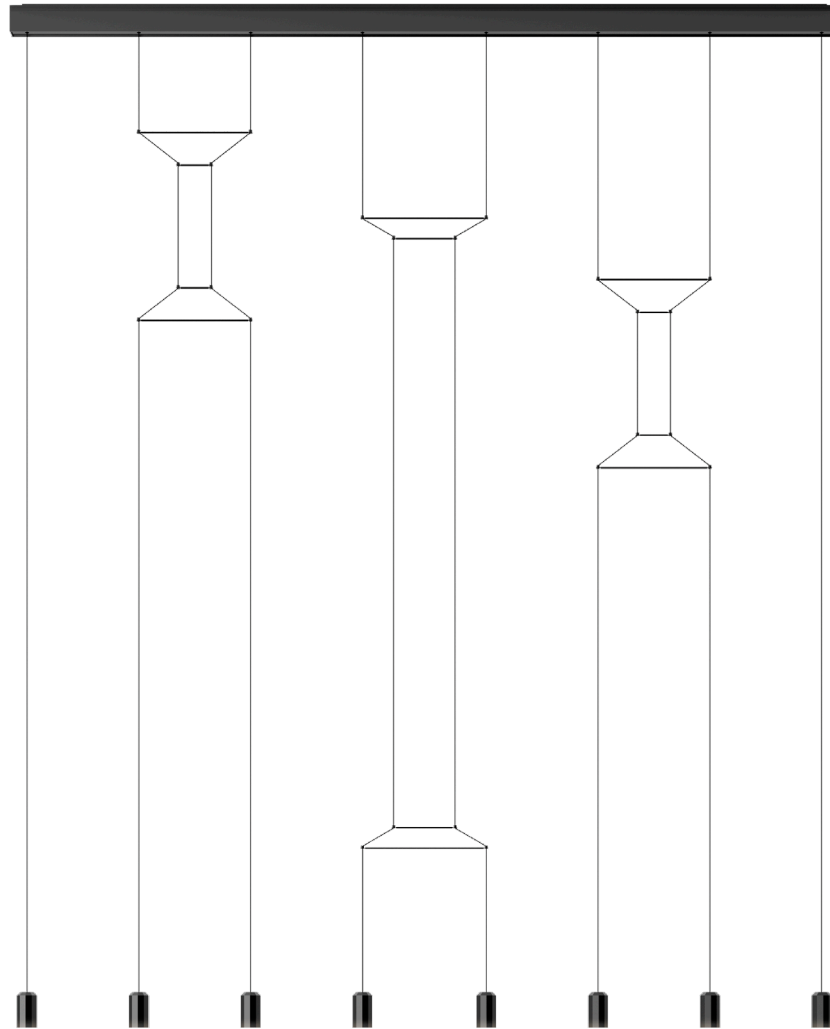
0302



0303



Wireflow Lineal



Design by Arik Levy.

Crafted of black, electrical cables and lacquered metal rods, Wireflow Lineal traces an airy, two-dimensional outline that lends a powerful graphic presence. The slim cables are tipped with LED terminals and can be customized.



Crafted of black, electrical cables and supported by lacquered metal rods, the length and layout of the Lineal pendant can be customised to fit the needs of the space. Tracing pure, minimalist outlines in two dimensions, its substantial size and graphic impact is balanced by its airy architecture. Lineal is tipped with LED light terminals for accent illumination and ideal for lighting large spaces with high ceilings.

● 04 Black (RAL 9005)

Diffuser: Polycarbonate.
Body: Aluminum.
Rods and Canopy: Steel.

LED 2700 K. CRI >80.
Each LED 4.5W. 490 lm.
Driver included. 120-277V.
Dimming: 0-10V.

J-Box cover included.



Personalization options available
- Configuration layout at vibia.com
- LED 3500 K
- Dimming: DALI
Request more information,
sales@vibialight.com.

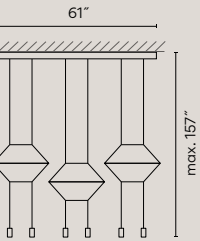
2 LEDs

0320



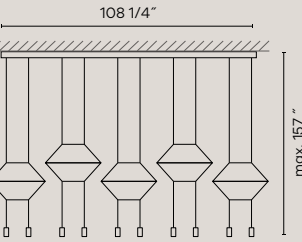
6 LEDs

0325

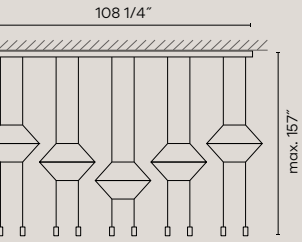


10 LEDs

0330




0332



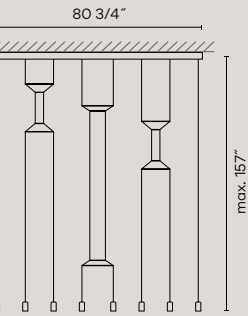
6 LEDs

0338



8 LEDs

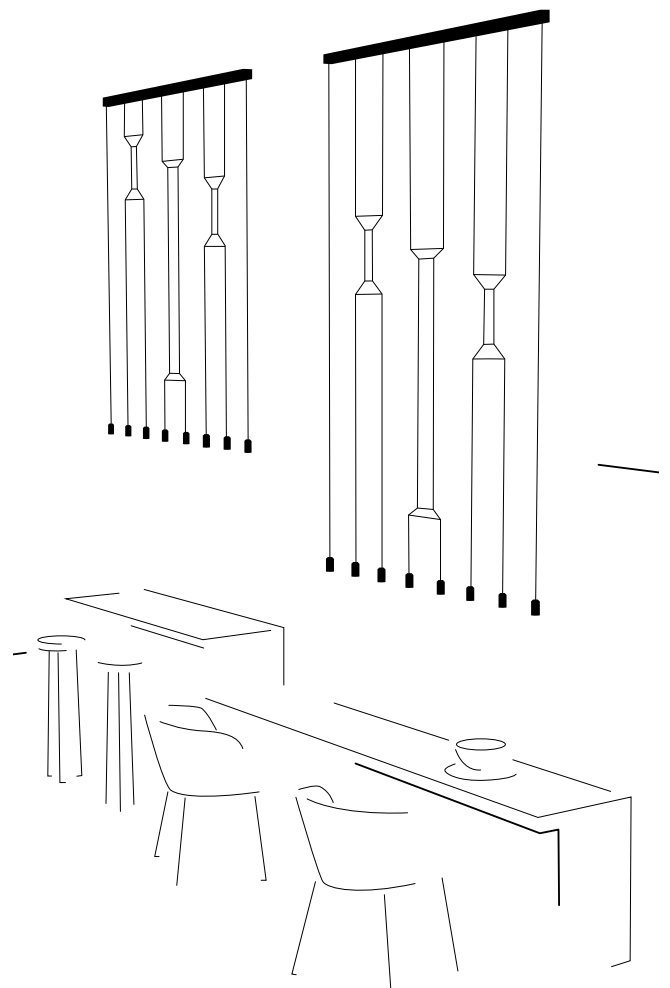
0340





Wireflow lineal pendants for task or accent lighting. Creative designs comprised of lineal black wires to subtly enhance a space over tables, reception desks and bars. Adjust top and bottom lengths for project needs.

Create your personalized Wireflow lineal at [vibia.com](https://www.vibia.com)



Wireflow

FreeForm



Design by Arik Levy.

Crafted of lean, electrical cables that trace airy, geometric outlines, Free Form is equal parts light and fluidity. The customizable fixture features endlessly adjustable shapes and heights, LED light points, and a wall or ceiling canopy to suit any space.



Wireflow’s black electrical cables outline myriad geometric shapes on walls or ceilings, creating stunning graphic murals. The Free Form pendant can be configured in endless arrangements and heights with a choice of one to nine LED light points, a glass or optical lens, and a wall or ceiling canopy. Equal parts light and fluidity, the dimmable pendant offers ambient or accent lighting.

● 04 Black (RAL 9005)

Diffuser: Pressed-glass or Polycarbonate.
Body: Aluminum.
Canopy: Steel.
Mounting pegs: POM.

LED 2700 K. CRI >80.
Each LED 4.5W. 490 lm.
Driver included. 120-277V.
Dimming: 0-10V.

Ref. 0345, 0348, 0349, 0350, 0351, 0353, 0355, 0356, 0358, 0360.
With pressed-glass diffuser.

Ref. 0347, 0361, 0362, 0363, 0364, 0365, 0366, 0367, 0368, 0369.
* Without pressed-glass diffuser.

Ref. 0347, 0348.
With plug.
On/off switch on the plate.



Personalization options available

- Configuration layout at vibia.com
 - LED 3500 K
 - Ref. 0345, 0361.
Dimming: DALI
 - Ref. 0347, 0348, 0349, 0350, 0351, 0353, 0355, 0356, 0358, 0360, 0362, 0363, 0364, 0365, 0366, 0367, 0368, 0369.
Dimming: DALI or LUTRON ECO
- Request more information,
sales@vibialight.com

With plug

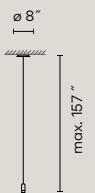
1 LED

0348 *0347



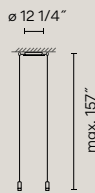
1 LED

0345 *0361



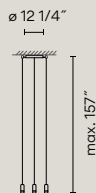
2 LEDs

0349 *0362



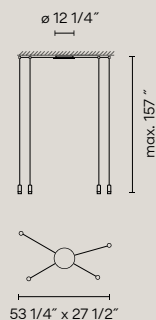
3 LEDs

0350 *0363



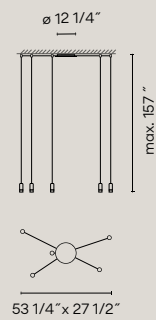
4 LEDs

0351 *0364



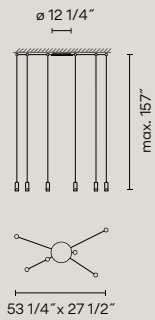
5 LEDs

0353 *0365




6 LEDs

0355 *0366



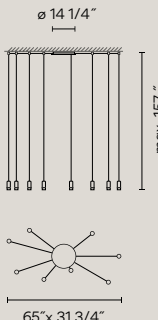
7 LEDs

0356 *0367



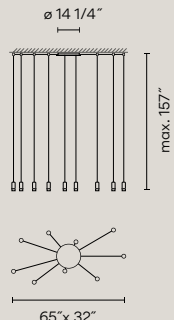
8 LEDs

0358 *0368



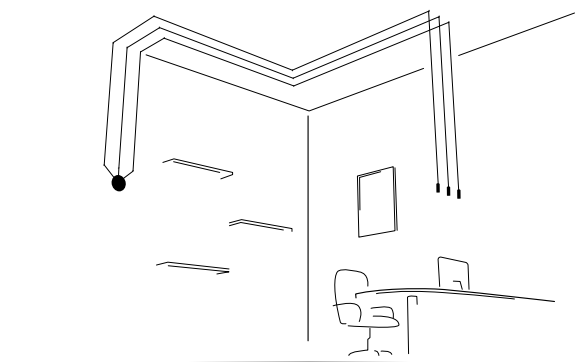
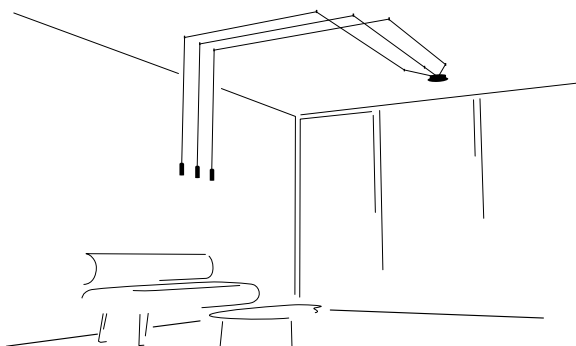
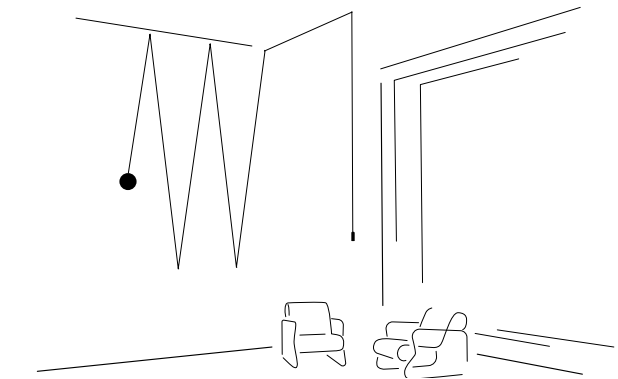

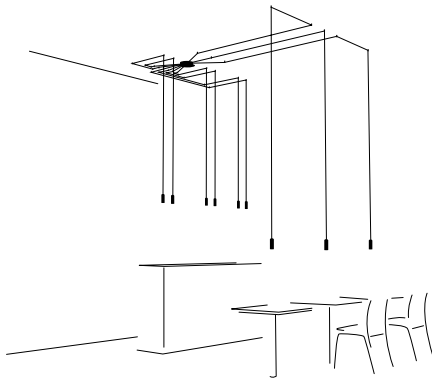
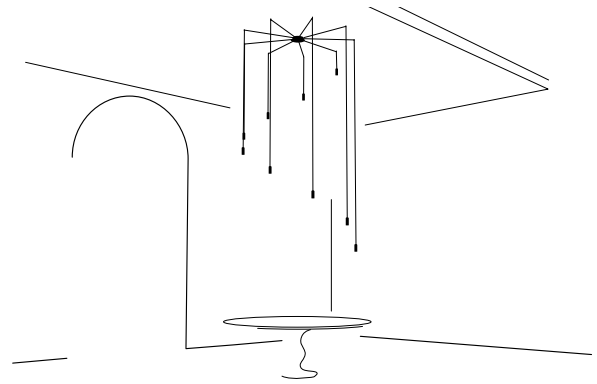
9 LEDs

0360 *0369



Amorphous creations that climb walls and ceilings. Due to its design freedom, creatively illuminate restaurants, offices and waiting spaces with Wireflow Freeform. Able to hang in any design from its flexible black wire, option of pressed glass and pegs for hanging.

Create a personalized Wireflow freeform design at vibia.com



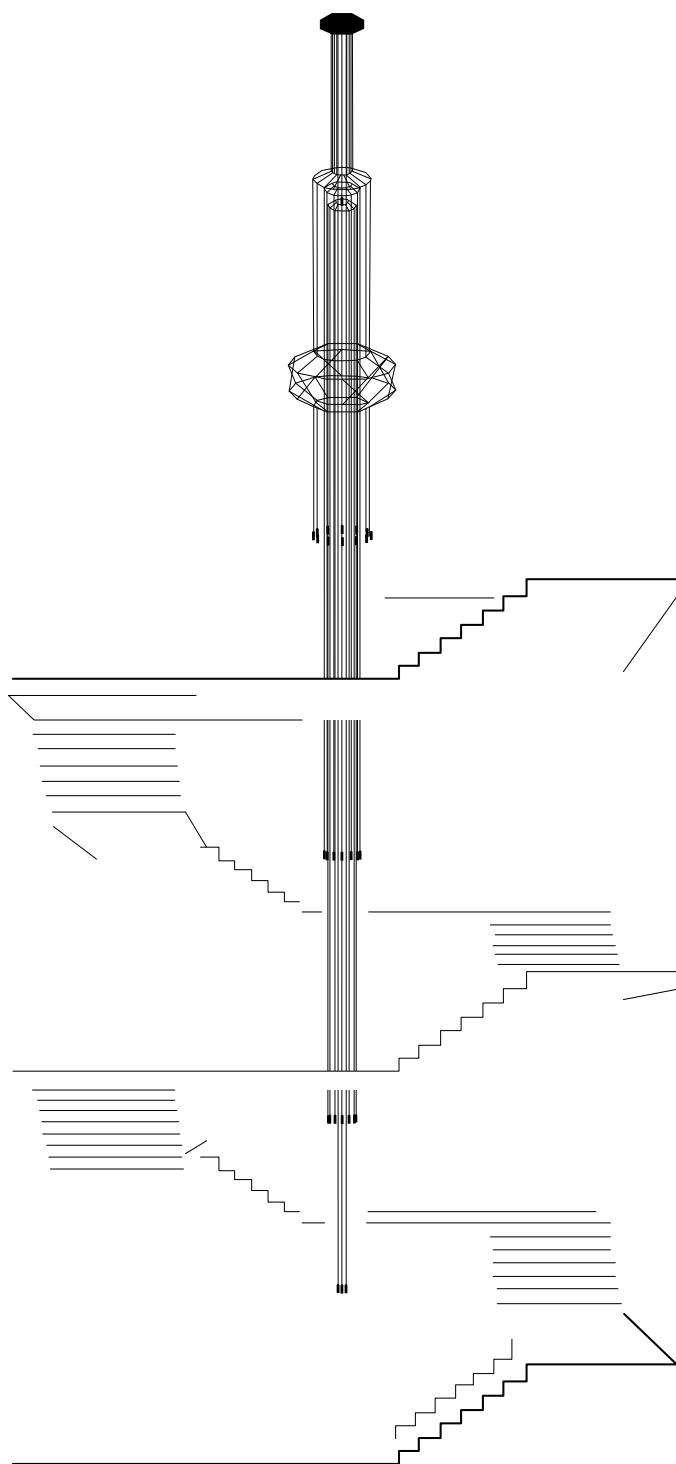
Wireflow Chandelier



Design by Arik Levy.

Wireflow is a collection of hanging lights that are at once presence and absence. Featuring slender black, electrical cables tipped with LED light terminals, its three-dimensional forms represent a contemporary reinterpretation of the traditional chandelier.





Grandeur amplified. A focal point is created with Wireflow Chandelier for large spaces with this revamp of the classic chandelier. Large scale luminaire options based on project needs with height adjustability.

Select your favorites and personalize the height at [vibia.com](https://www.vibia.com)

Wireflow chandeliers offer designs that are at once presence and absence. Featuring an intricate arrangement of fine black, electrical cables tipped with LED light terminals, its three-dimensional forms represent a contemporary reinterpretation of the traditional chandelier. Though substantial in size, its airy outline creates a feeling of transparency. Wireflow is available in a choice of 20, 42, and 43 diffusers.

● 04 Black (RAL 9005)

Diffuser: Pressed-glass.
Body: Aluminum.
Rods and Canopy: Steel.

LED 2700 K. CRI >80.
Each LED 4.5W. 490 lm.
Dimming: 0-10V.

* Please note height for this fixture cannot be adjusted in the field.

Additional length also available.




Personalization options available

- Configuration layout at vibia.com
 - LED 3500 K
 - Dimming: DALI or LUTRON ECO
- Request more information,
sales@vibialight.com.

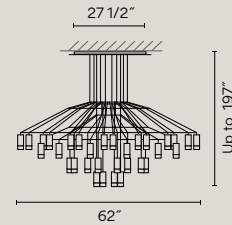
20 LEDs

0315

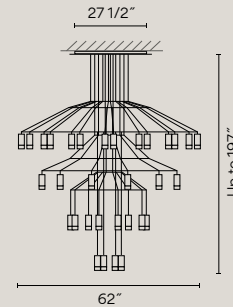


42 LEDs

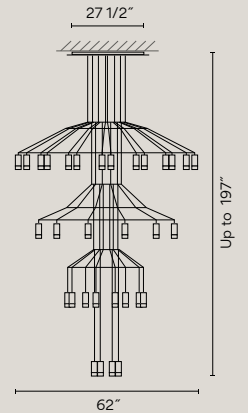
0376*



0377*

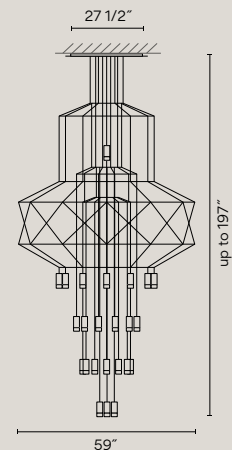


0378*

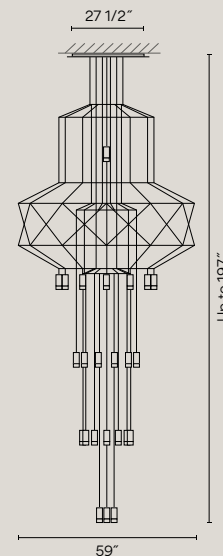


43 LEDs

0374*



0375*



Flamingo



Design by Antoni Arola.

The challenge: a deconstructed assemblage where light is projected onto the shade rather than directly from the source. The result: an ethereally weightless pendant lamp, providing singular lighting effects.







Displaying the elegant poise of the bird that inspired it, Flamingo projects a feeling of weightlessness hovering overhead. The deconstructed design separates the LED light source from its translucent shades, producing gradations of diffuse illumination. Shades are available in a range of configurations and the LEDs are directed upwards or downwards, for an ambient indirect light.

- 18 Graphite (RAL 7016)
- 20 Gold (Gold)
- 93 White (RAL 9016)

Shade: Acrylic.
Diffuser: Methacrylate.
Body: Aluminum.
Rods and Canopy: Steel.

LED 2700 K. CRI>90.

Ref. 1510, 1515, 1527.
2 x 5.6W. Total 1389 lm.

Ref. 1530, 1550, 1560.
3 x 5.6W. Total 2083 lm.

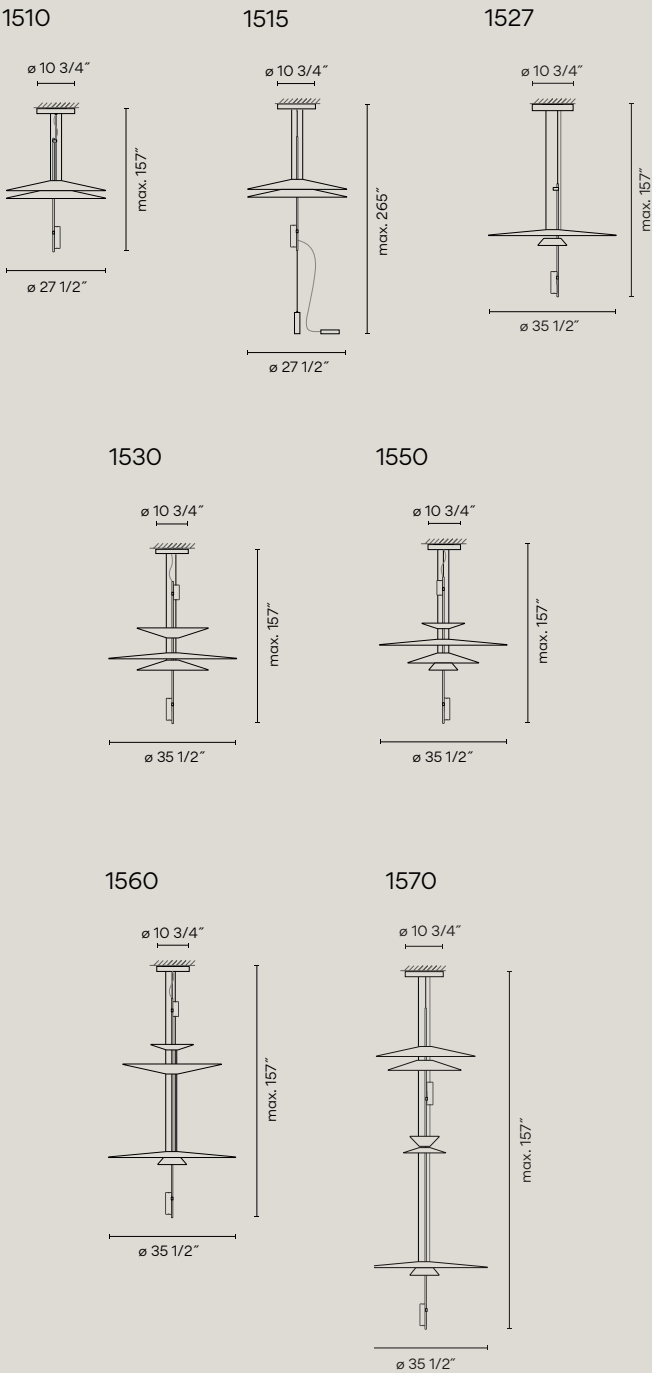
Ref. 1570
4 x 5.6W. Total 2778 lm.

All ref. except 1515: 120-277V.
Dimming: 0-10V.

Ref. 1515.
Push dimmer on cord 120V.



Personalization options available
- LED 3500 K
- All ref. except 1515.
 Dimming: DALI or LUTRON ECO
- Extra cable length
Request more information,
sales@vibialight.com





Match



Design by Jordi Vilardell & Meritxell Vidal.

Based on the principle of co-creation, Match is a lighting collection that can be fully customised virtually. Sculptural light structures arranged chaotically and adapted to fit into the room and the space available.



The Match pendant features thin rods of aluminum tipped with LED light terminals. The kinetic clusters exude a sculptural presence with an airy, webbed architecture. Fully customisable, Match can take myriad forms to suit a space, from tight, concentrated clusters to sprawling configurations that span a larger area.

- 03 White (RAL 9016)
- 18 Graphite (RAL 7016)

Head: Aluminum.
Diffuser: Polycarbonate.
Rods: Steel.
Canopy: Steel.

LED 2700 K. CRI >80.
Each LED 2.1W. 312 lm.
Driver included. 120-277V.
Dimming: 0-10V.



Personalization options available

- Configuration layout at vibia.com
 - LED 3500 K
 - Dimming: DALI or LUTRON ECO
- Request more information,
sales@vibialight.com

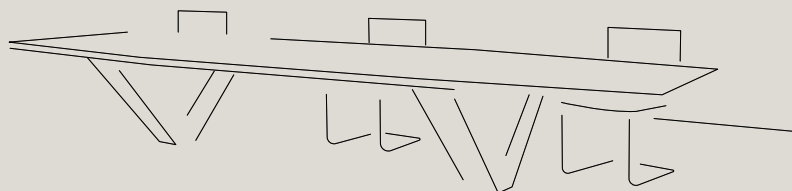
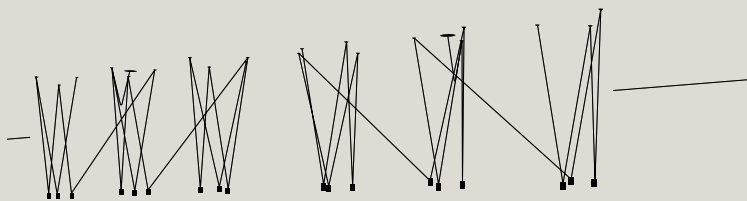


Recessed Installation.

- Minimum height required within a false ceiling or plenum is 6 1/8".
- Canopy diameter is 6 1/2".
- Knots: the minimum height is 4 3/4" and the diameter of the cut-out is 1 3/4".

Match pendants create a bespoke lighting system suitable for linear applications or chaotic clusters of ambient light for offices, conference rooms and kitchen settings. Sleek aluminum light sticks of varying lengths are determined by room dimensions, ceiling height and area to illuminate. More than a lighting fixture, Match is a work of art.

Create your personalized Match
at vibia.com





Palma



Design by Antoni Arola.

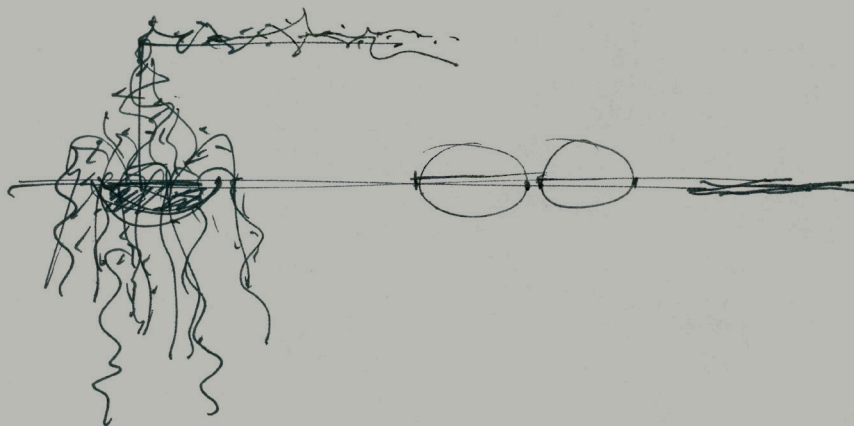
The interior ambience takes on a life of its own with the possibility of integrating plants with the lighting compositions. Palma connects light and vegetation as in the natural landscape.



Palma, in a horizontal axis, generates a relaxing ambience within waiting areas.



“The project follows the intertwining of light and plants, just like it happens in a natural setting”, Antoni Arola.



The floating effect is attained through its multiple configurations, the almost imperceptible suspension, a unique cable system and the hoops that wrap the spheres. Its capacity to create ambience increases with additional fixtures like a luminous hanging garden.

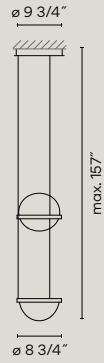




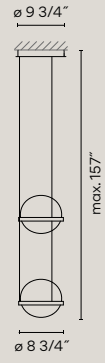
3720



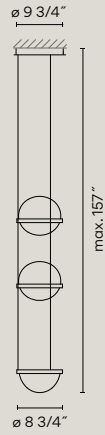
3724



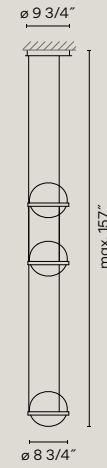
3726



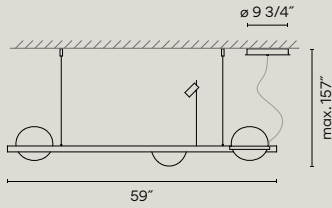
3728



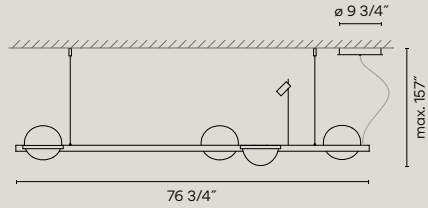
3730



3734



3736



Nature integrated with lighting and décor. Pendant of varying scales available with or without planters and blown glass spheres emitting a soft glow. Lacquered aluminum fittings. Plants not included.

- 18 Graphite (ADAPTA RF 9913 WX)
- 93 White (RAL 9016)

Diffuser: Blown glass.
Ring: Aluminum.
Planter: PMMA.
Canopy: Steel.

3734 / 3736.
Profile: Aluminum.

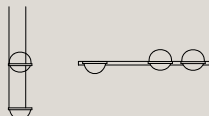
LED 2700 K. CRI >90.
Each Globe, 4.6W. 868 lm.
Driver included. 120-277V.
Dimming: 0-10V.

Ref. 3734, 3736.
Small focus with
LED 2700K. CRI >90.

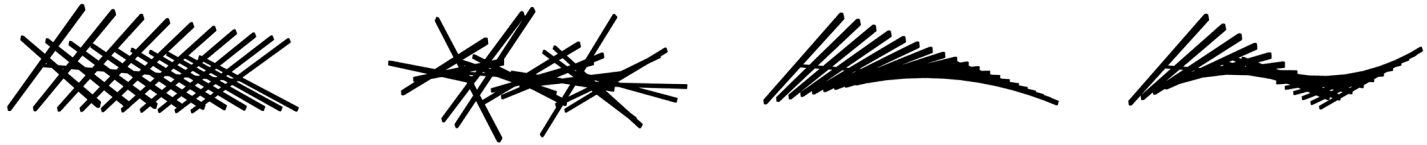


Personalization options available

- LED 3500 K
 - Dimming: DALI or LUTRON ECO
 - Extra cable length
- Request more information,
sales@vibialight.com



Rhythm Horizontal



Design by Arik Levy.

Evoking the mood of Zen minimalism, Rhythm features slender light modules of varying lengths, each fitted with an LED module, that can be arranged in endless configurations. Fluid and flowing or angular and anarchic.



Evoking the mood of Zen minimalism, Rhythm features slender light modules of varying lengths, each fitted with an LED module. Its unique rotation system allows the light sticks to move along the axis and be positioned in any direction, providing ambient downward illumination.

- 14 Chocolate (RAL 8019)
- 58 Off-white (RAL D2 1109005)

Stick: Polyamide 6 with 10% of Fiberglass.
Diffuser: Polycarbonate.
Canopy: Steel.

Stick 18 1/2", LED Strip 2.9W. 346 lm.

Stick 34 1/4", LED Strip 5.8W. 692 lm.

Driver included. 120-277V.
Dimming: 1-10V.

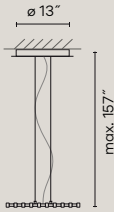
Surface.



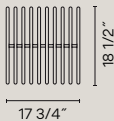
Personalization options available
- Configuration layout at vibia.com
- LED 3500 K
- Extra cable length
Request more information,
sales@vibialight.com

Horizontal Downlighting

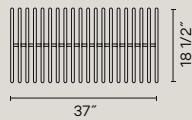
Stick 18 1/2"



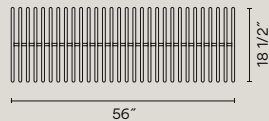
2110



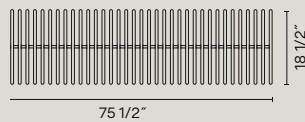
2111



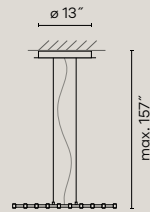
2112



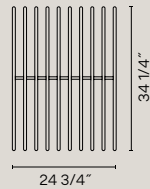
2113



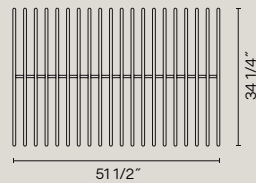
Stick 34 1/4"



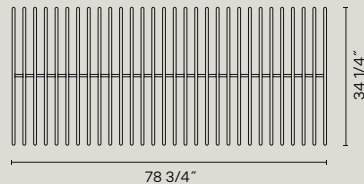
2120




2121




2122





Rhythm Vertical



Design by Arik Levy.

Evoking the mood of Zen minimalism, Rhythm features slender light modules of varying lengths, each fitted with an LED module, that can be arranged in endless configurations. Fluid and flowing or angular and anarchic.



Evoking the mood of Zen minimalism, Rhythm Vertical features a series of slender light modules of varying lengths, each fitted with an LED module. A luminous light sculpture suspended in space, the pendant's unique rotation system allows the light sticks to move along the axis and be positioned in any direction, providing ambient uplighting.

- 14 Chocolate (RAL 8019)
- 58 Off-white (RAL D2 1109005)

Stick: Polyamide 6 with 10% of Fiberglass.
Diffuser: Polycarbonate.
Canopy: Steel.

Stick 18 1/2", LED Strip 2.9W. 346 lm.

Stick 34 1/4", LED Strip 5.8W. 692 lm.

Driver included. 120-277V.
Dimming: 1-10V.

Surface mounted.

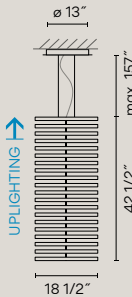


Personalization options available
- Configuration layout at vibia.com
- LED 3500 K
- Extra cable length
Request more information,
sales@vibialight.com

Verticals Uplighting

Stick 18 1/2"

2141



2142

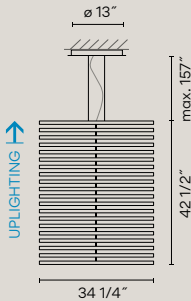


2143

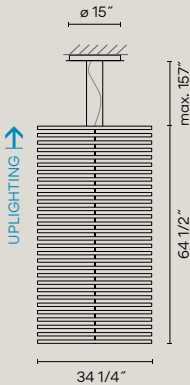


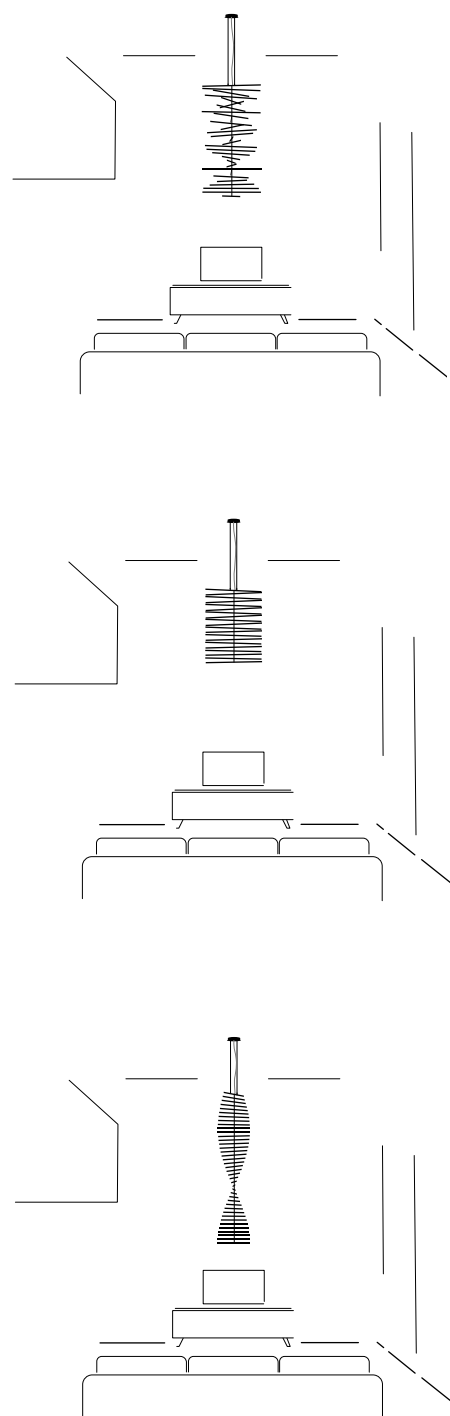

Stick 34 1/4"

2151



2152





Find the Rhythm of your space. Illuminate corporate and conference spaces, offices and lobbies with either uplighting or downlighting in horizontal or vertical versions. The rotation around a central axis allows for free movement at any angle.

Configure your creation of smooth waves or chaotic shapes at vibia.com

Mayfair



Design by Diego Fortunato.

Mayfair is a modern reimagining of the traditional 18th century lights, distinguished by its timeless design and sleek silhouette.





Mayfair is a modern reimagining of the traditional, 18th century lights. Featuring a steel or methacrylate shade, the LED-powered pendant lamp is distinguished by its timeless style and sleek silhouette. It casts a warm glow that's ideal for ambient room lighting.

Methacrylate shade: Ref. 5520.

● 07 Graphite and green
(RAL 7016 and RAL 6026)

Steel shade: Ref. 5525.

● 18 Graphite (RAL 7016)

● 20 Gold (Gold)

● 67 Copper (Copper)

● 93 White (RAL 9016)

Diffuser: Polycarbonate.

Tube: Steel.

Canopy: Steel.

LED 2700 K. CRI >80. 15W. 1841 lm.

Driver Included. 120V.

Dimming: 1-10V.



Personalization options available

- Ref. 5525.

Finish customization

(Available options: Vibia color palette)

- Extra cable length

Request more information,

sales@vibialight.com



5520 5525



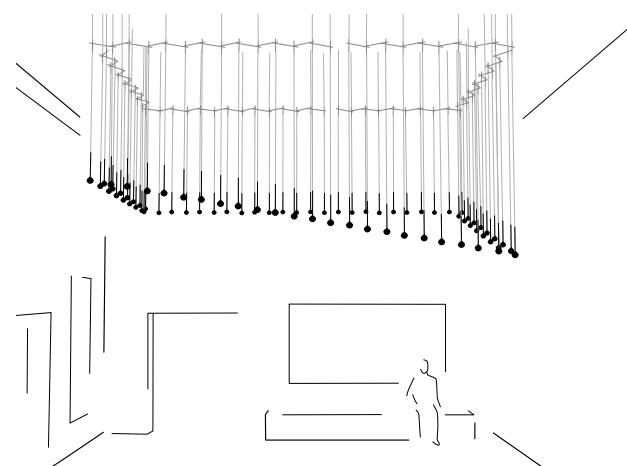

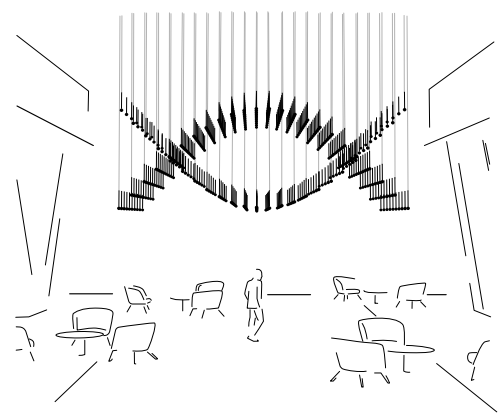
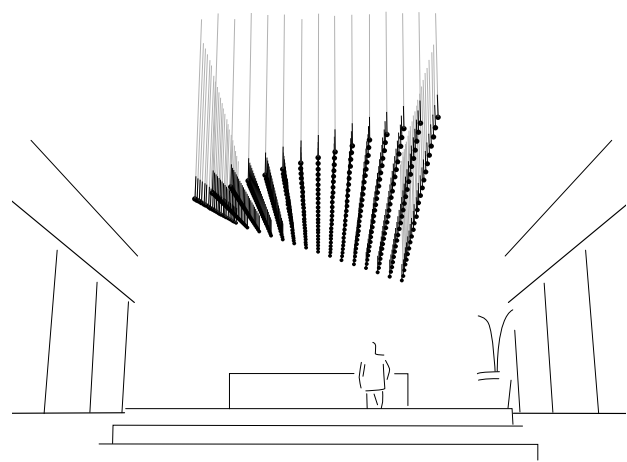
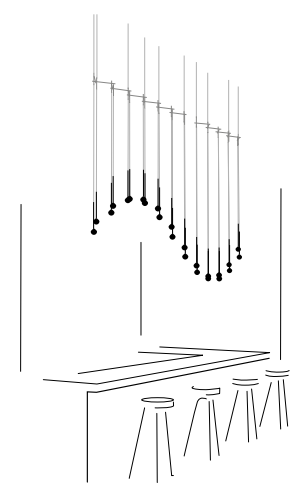
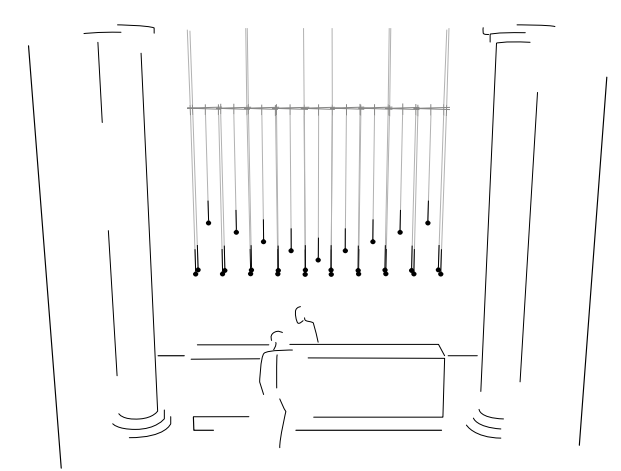
Algorithm




Design by Toan Nguyen.

Like a cloud of frozen rain, this collection brings together beauty and geometry. Mathematical order provides a magical harmony with an astonishing range of permutations and compositions. Can be customized to suit any space.







Endless possibilities for both small and large spaces. Composed of geometric patterns of blown-glass orbs, Algorithm illuminates any room with either standard or customizable options. Based on room dimensions, area to be lit and ceiling height, Vibia creates options tailored to project specifications.

Create your personalized Algorithm at vibia.com

Algorithm resembles a sparkling constellation of illuminated drops that appear to float in mid-air. Evoking a mood that's equal parts mathematical and magical, the pendant is anchored to the ceiling from a tubular steel lattice. Sleek tensile cables are studded with glowing, handblown glass orbs powered by LEDs and suspended at different heights. Fully customisable, each unique grouping of globes defines areas of interior space, underlining their multiple uses while becoming a single aesthetic element.

● 18 Graphite (ADAPTA RF 9913 WX)

● 93 White (RAL 9016)

Shade: Blown-glass.

Diffuser: Polycarbonate.

Pendant structure: Steel.

Canopy: Steel.

LED support: Aluminum.

LED 2700 K. CRI >80.

Each globe 3.15W. 312 lm.

Driver Included. 120-277V.

Dimming: 0-10V.



Personalization options available

- Configuration layout at vibia.com

- LED 3500 K

- Dimming: DALI or LUTRON ECO

- Extra Cable length


Request more information,

sales@vibialight.com



Surface canopy.

* Recessed canopy.



1 LED

10 LEDs

12 LEDs

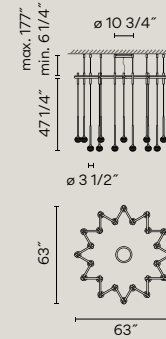
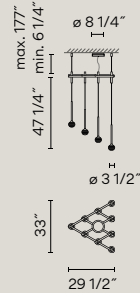
24 LEDs

0820 *0822

0825 *0827

0880 *0882

0885 *0887



6 LEDs

10 LEDs

14 LEDs

14 LEDs

29 LEDs

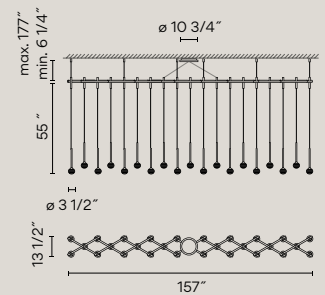
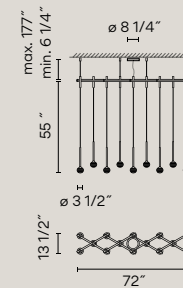
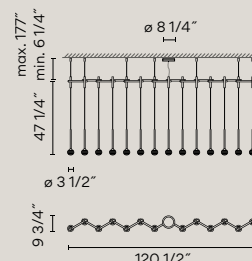
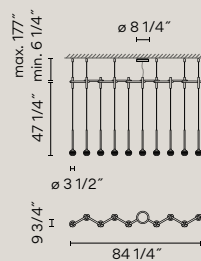
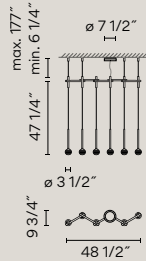
0830 *0832

0835 *0837

0840 *0842

0845 *0847

0850 *0852



5 LEDs

13 LEDs

25 LEDs

15 LEDs

24 LEDs

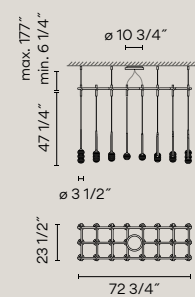
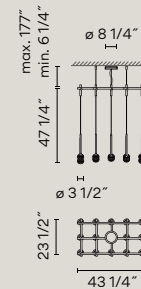
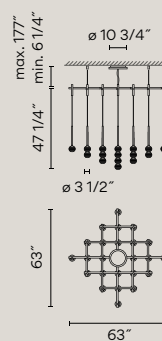
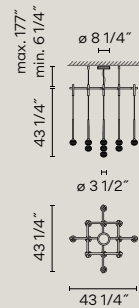
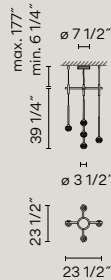
0855 *0857

0860 *0862

0865 *0867

0870 *0872

0875 *0877



Cosmos



Design by Lievore, Altherr, Molina.

Design and light become one with Cosmos pendant. Flattened spheres in suspension that naturally descend from the ceiling and use light to draw a fluctuating course like a constellation of stars.





Flattened spheres suspended from slim cables create a cluster of pendant lights with Cosmos collection. The minimalist, lacquered discs floating in space, their simple, sculptural curves and muted finishes telegraphing a tranquil sensibility. LEDs are embedded within the opaque diffuser, seamlessly unifying the design and the light source and generating a warm glow.

Ref. 2500, 2501.

- 14 Chocolate (RAL 8019)
- 62 Green (Pantone 5645)
- 66 Light-grey (Pantone 403)

Ref. 2502.

- 03 White (RAL 9010)

Ref. 2510.



62 Green, chocolate and light-grey
(Pantone 5645, RAL 8019, Pantone 403)

Ref. 2511.



62 Green, white, chocolate
(Pantone 5645, RAL 9010, RAL 8019)



66 Light-grey, white, chocolate
(Pantone 403, RAL 9010, RAL 8019)

Diffuser: Polycarbonate.

Body: Polyurethane.

Canopy: Steel.

Ref. 2500, 2501.
LED 2700 K. CRI >80. 4.5W. 490 lm.

Ref. 2502.
LED 2700 K. CRI >80. 5.5W. 512 lm.

Ref. 2510.
LED 2700 K. CRI >80.
Each globe 4.5W. Total 1471 lm.

Ref. 2511:
LED 2700 K. CRI >80.
Each globe 4.5W, moon 5.5W. Total 1593 lm.

Driver included. 120V.
Dimming: TRIAC.

Compositions and finishes
can not be changed.



Personalization options available

- LED 3500 K
 - Dimming: 0-10V. or DALI or LUTRON ECO
 - Extra cable length
- Request more information,
sales@vibialight.com

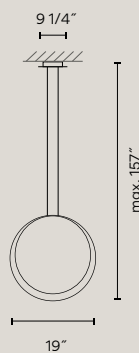
2500



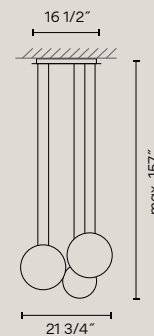
2501



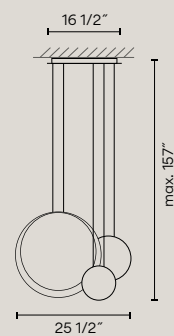
2502



2510



2511



Halo



Design by Martín Azúa.

A seamless merging of light and matter, Halo lends the effect of light floating in air. Powered by LED strips that remain invisible within their opalized, linear and circular moulds, the light flows freely from its source.



A seamless merging of light and matter, Halo lends the effect of light floating in air. Powered by LED strips that remain invisible within their opalized, translucent moulds, the light flows freely from its source. The pendant is secured to the ceiling by inconspicuous cords, evoking the look of artful mobiles floating in space creating a subtle sense of movement. Providing a glare-free, ambient glow, it can be customised at any height, angle, and configuration.

● 03 White (RAL 9016)

Diffuser: PMMA.
Canopy: Steel.
LED support: Aluminum

Ref. 2330, 2331, 2332.
LED 3000 K. CRI >80.
Each ring 15.3W. 1284 lm.

Ref. 2340, 2341, 2342.
LED 3000 K. CRI >80.
Each stick 23W. 2086 lm.

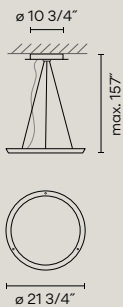
Driver included. 120-277V.
Dimming: 1-10V.

Surface mounted.

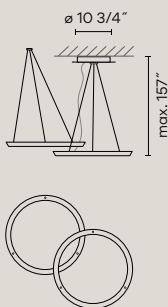


Personalization options available
- Extra cable length available
Request more information,
sales@vibialight.com.


2330



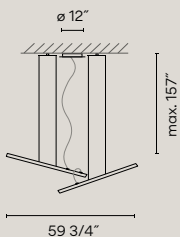
2331



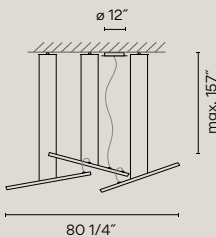
2332



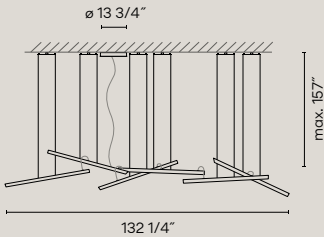
2340



2341



2342





Vol



Design by Lievore, Altherr, Molina.

Vol combines traditional techniques and cutting-edge lighting capabilities. Smooth and streamlined, the simple oval forms create a delicate focal point in a space.

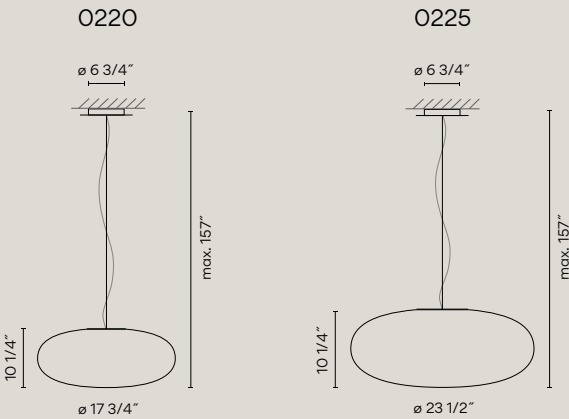


Vol combines traditional techniques and cutting-edge lighting capabilities. Recalling oversized pebbles, a grouping of the simple, opal ovals creates a delicate focal point overhead. The pendant gives off a warm, ambient glow.

● 03 White (RAL 9016)

Shade: Glass.
Disc: Aluminum.
Canopy: Steel.

Compact Fluorescent bulb (not provided).
Compatible with 120V.





Warm



Design by Ramos & Bassols.

Offering a contemporary take on a timeless design, Warm features a generously sized, classic drum shade suspended from nearly invisible clear cords, with a carefully selected color palette that provides a contemporary touch.



Offering a contemporary take on a timeless design, Warm features a classic drum shade suspended from nearly invisible clear cords. The generously sized pendant is offered in two shade types: a screen or aluminum shade, both of which provide general ambient illumination.

Screen shade: Ref. 4925, 4930, 4935.

10 White

Aluminum shade: Ref. 4926.

10 White (NCS S 0300-N)

25 Beige D1 (NCS S 4005-Y50R)

28 Brown M1 (NCS S 4020-Y60R)

56 Green D1 (NCS S 7010-G30Y)

Diffuser: Methacrylate.
Shade: Screen / Aluminum.
Canopy: Steel.


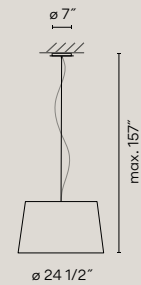
LED bulb (not included).
Compatible with 120V.



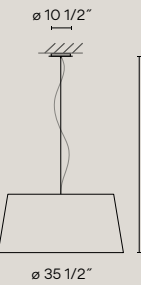
Personalization options available
Ref. 4926.

- Finish customization
(Available options: Vibia color palette)
 - Extra cable length
- Request more information,
sales@vibialight.com

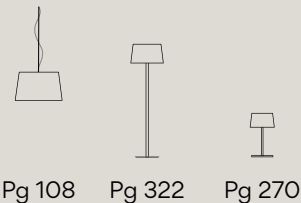
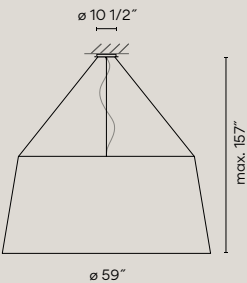
4925 4926



4930




4935





Ameba



Design by Pete Sans.

Free form compositions, infinite creations.
Ameba's modular hanging lamp is composed
of five different components, allowing for bespoke
mix and matching.





A modular hanging lamp composed of five different components, Ameba allows for bespoke mix and matching to suit any space. Suspended from height-adjustable, steel cables, the pendant features a frosted acrylic diffuser that provides direct and indirect illumination.

- 03 White (RAL 9010)
- 18 Graphite (RAL 7016)

Diffuser: Methacrylate.
Shade: Polyurethane foam.
Canopy: Steel.

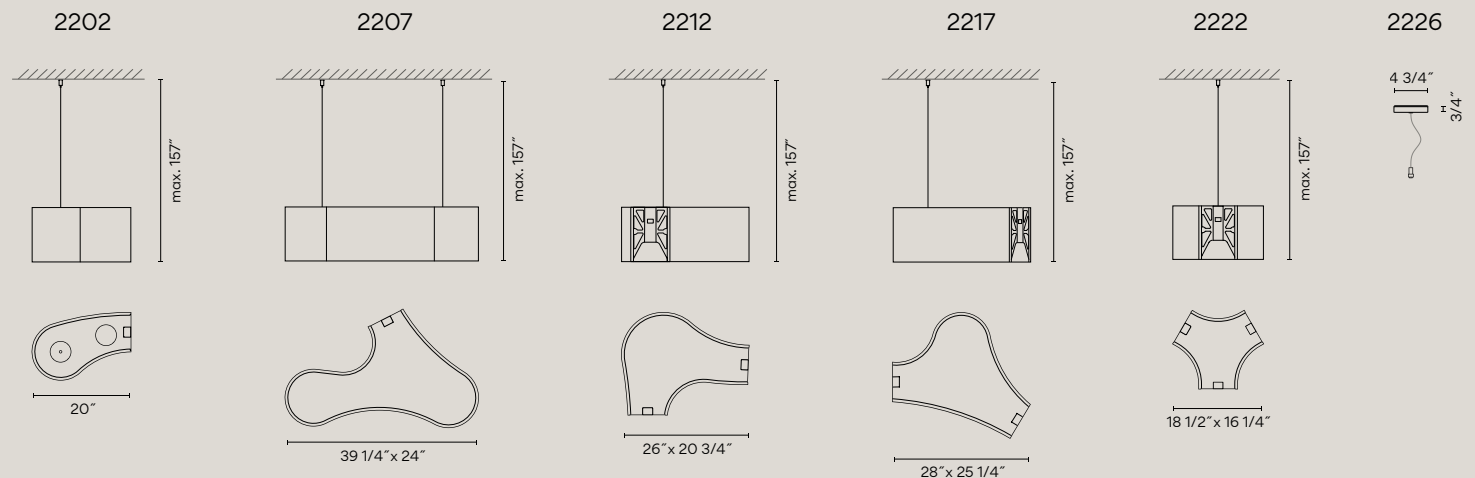
LED 3500 K. CRI >90.
Driver included. 120-277V.
Dimming: 0-10V.

A maximum of 5 modules can be connected to a single connection point. Specifications available at vibia.com.



Personalization options available

- Configuration layout at vibia.com
 - LED 3000K
 - Dimming: DALI
- Request more information,
sales@vibialight.com





Design by Lievore, Altherr, Molina.

Big's pendant design cedes center stage to the diffuser, whose enlarged form covers nearly the entire steel fitting. The minimalist, dome-shaped form evokes a glowing orb overhead.

Big



Big’s pendant design cedes center stage to its diffuser, an enlarged form that covers nearly the entire steel fitting. The minimalist, dome-shaped silhouette is suspended from a clear cord, evoking a glowing orb overhead. Ideal for high ceilings, its pure, geometric profile mimics the effect of a skylight with an ambient glow that recreates the sun’s natural glow.

- 01 Chrome
- 93 White (RAL 9010)

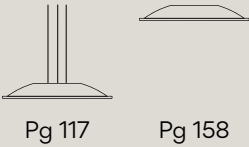

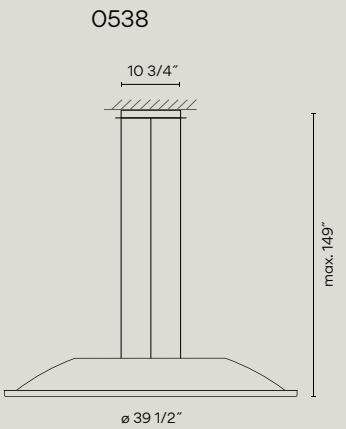
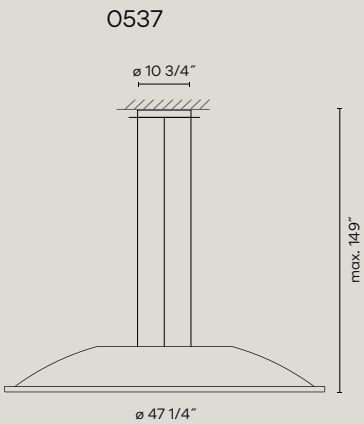
Shade: Aluminum.
Ring: Steel.
Diffuser: Methacrylate.
Canopy: Steel.

LED 3500 K. CRI >90. 4 x 18.9W. 7433 lm.
Driver included. 120-277V.
Dimming: 0-10V.

Surface mounted.



Personalization options available
- Finish customization
 (Available options: Vibia color palette)
- LED 3000K
- Dimming: DALI OR LUTRON ECO
Request more information,
sales@vibialight.com





Jazz

Design by Diego Fortunato.

Featuring an undulating, fluid form, Jazz's smooth silhouette exudes an appealing organic feel. The pendant's gently tapered silhouette recalls a sculptural vase, serving as a piece to accent a space, while the glass diffuser offers a general ambient lighting.

- 10 White (NCS S 0300-N)
- 25 Beige D1 (NCS S 4005-Y50R)
- 45 Blue D1 (NCS S 7010-B10G)

Body: Polyurethane.
Diffuser: Glass.
Reflector: Aluminum.
Canopy: Steel.

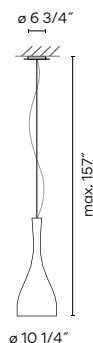
LEDspot (not included).
Compatible with 120V.



Personalization options available

- Finish customization
(Available options: Vibia color palette)
 - Extra cable length
- Request more information,
sales@vibialight.com

1336





Pg 120



Pg 314



Pg 280

Slim



Design by Jordi Vilardell.

Elegant and magical, like drops of light falling from the sky, Slim's long, slender strands are carbon fiber that tapers to the same width as the cord, seamlessly drawing the eye upward.



Streamlined and refined, Slim serves as a sleek punctuation mark. Distinguished by long, slender strands suspended from fibre cords like drops of light falling from the sky, it draws the eye upwards. Slim is crafted of frosted glass diffusers, lending a candlelit ambience that bathes a space in a soft pool of light. The pendant is available for single use or in a set of 4, 7, 10, 13.

Body: Fiberglass.
● 03 White (RAL 9016)

Body: Carbon fiber.
● 04 Black carbon fiber

Diffuser: Glass.
Canopy: Steel.

LED 2700 K. CRI >80.
Each LED 2.1W 200 lm.
Driver included. 120-277V.
Dimming: 0-10V.

Ref. 0920
Dimming: No.

Surface mounted.



Personalization options available
- LED 3500 K
- Dimming: DALI or LUTRON ECO
- Extra cable length
Request more information,
sales@vibialight.com

Surface

1 LED

0920



7 LEDS

0916



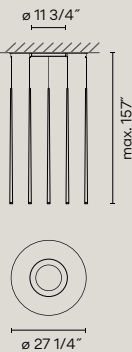
4 LEDS

0917



10 LEDS


0935



13 LEDS

0937





Wind

Design by Jordi Vilardell.

A perfect marriage of technology and tradition. Wind's drum shade is made of fibreglass, an innovative webbed texture and pattern that elevates the visual contribution of this timeless silhouette.





Distinguishd by its large scale and its timeless silhouette, the Wind pendant makes a striking statement. A perfect marriage of technology and tradition, the drum shade is suspended from clear cords and intricately woven of filament winding, creating a webbed texture that elevates its visual interest. Wind's diffuser emits an ambient glow.

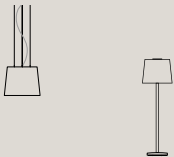
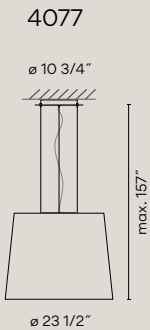
- 27 Brown L1 (S 1505-Y50R)
- 53 Green M1 (S 6005-G80Y)
- 61 Ocre Red (S 3050-Y60R)


Shade: Spun fiberglass.
Canopy: Steel.
Lid: Steel.
Diffuser: Methacrylate.

LED 2700K. CRI >90. 25W. 3480 lm.
Driver included. 120-277V.



Personalization options available
- LED 3500 K
Request more information,
sales@vibialight.com





Tempo



Design by Lievore Altherr.

Timeless character.

The Tempo collection by Lievore Altherr reclaims our collective memory of light, making it contemporary through its most essential expression. Shades with an architectonic profile recreate different ambiances bringing them right up-to-date with new additions and uses.









Suspended from the ceiling by a slim cable, Tempo distills lighting archetypes to their most basic forms. The classic bistro globe has evolved with an oval organic shape with an gradated lighting that crosses the spectrum from transparency to translucence. The opaline diamond shade illuminates with a diffused light of superior quality. The model with the reflector plate converts the bulb into a small brilliant bubble that radiates light.

- 18 Graphite (ADAPTA RF 9913 WX)
- 35 Brick (NCS S 4040-Y70R)
- 62 Green (NCS S 3010-G20Y)

Diffuser: Blown glass.
Canopy: Steel.
Led support: Aluminum.

LED 2700 K. CRI >90. 4 W. 440 lm.
Dimming: 0-10V.



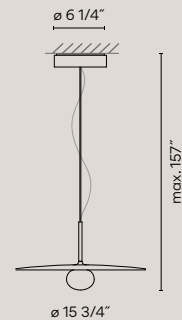
Personalization options available

- Finish customization
(Available options: Vibia color palette)
 - LED 3500 K
 - Dimming: DALI, TRIAC
 - Extra cable length
- Request more information.

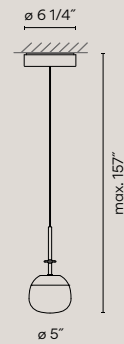
5770



5776



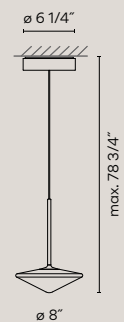
5772



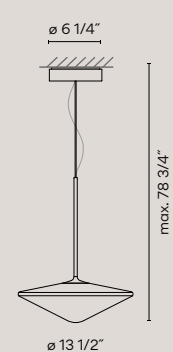
5778



5774



5780



Pg 130




Pg 190

North

Design by Arik Levy.

Solution-based lighting, deconstructed.
Unraveling the parts of a lamp: base, stem and shade, we walk the line between function and design. Light is brought to where it's required, the disjointed parts allowing total freedom of movement.





North marks a new archetypal light fitting, combining multiple categories and presenting itself as a floating light. This pendant is suspended from the ceiling via an almost invisible steel cable, carbon fiber rod structure and aluminum shade with methacrylate diffuser.

- 10 White (NCS S 0300-N)
- 11 Black (NCS S 8500-N)
- 24 Beige M1 (NCS S 2005-Y50R)

Diffuser: Methacrylate.
Shade: Aluminum.
Rods: Carbon Fiber.
Canopy: Steel.

LED 2700 K. CRI >80. 9W. 1041 lm.
Driver included. 120-277V.
Dimming: 0-10V.



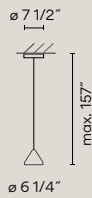
Personalization options available

- LED 3500 K
- Dimming: DALI
- Extra cable length

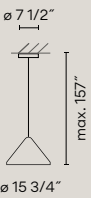
Request more information.



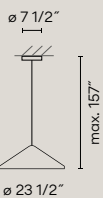
5660



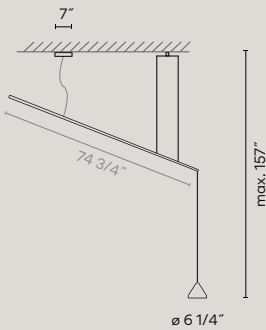
5662



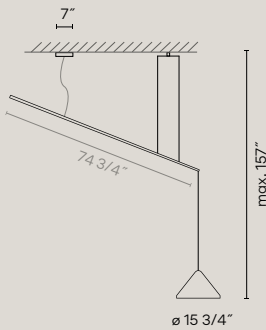
5664



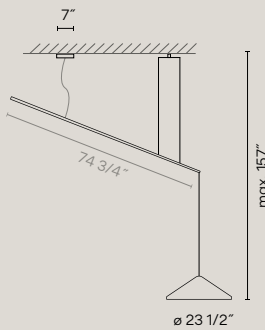
5670

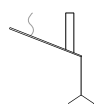


5672

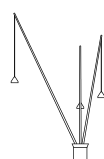


5674





Pg 136



Pg 292




Pg 246

13 Grey L1

15 Grey L2

10 White



11 Black

21 Grey D1

16 Grey M1

Ceiling

Big
158

Plus
166

Domo
170

Puck
162

Duo
142

Quadra Ice
178

Funnel
174

Scotch
180

Link
154

Tube
182

Link XXL
151

Duo



Design by Ramos & Bassols.

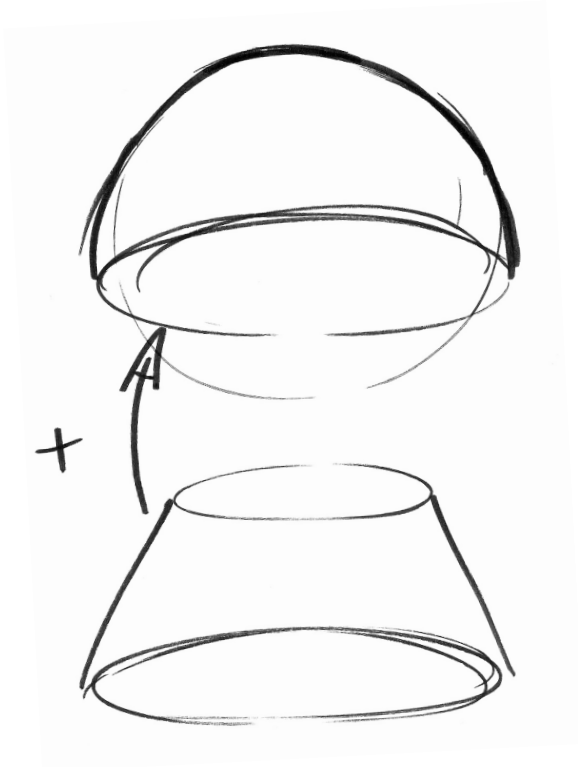
Natural warmth is articulated through simple volumes with a sculptural character, a decorative focal point expressly designed for ceilings of any height.













“We chose wood because it’s a natural and quality material. It lends warmth and at the same time contrasts with the surrounding metal”, Ramos & Bassols.





This flush-mount surface light is expressly designed for places with a lower ceiling where a pendant fitting is not applicable. The inner surface of the shade is lined with oak veneer, enveloped in a matte lacquered outer shell constructed of aluminum. The LED light source provides an even illumination through its polycarbonate diffuser.

- 18 Graphite (ADAPTA RF9913WX)
- 58 Cream (RAL 7044)
- 93 White (RAL 9016)

Body: Aluminum.
Inner structure: Oak veneer.
Diffuser: Polycarbonate.

Ref. 4870, 4878, 4880.
LED 2700 K. CRI >90. 31W. 1500 lm.

Ref. 4872
LED 2700 K. CRI >90. 62W. 3970 lm.

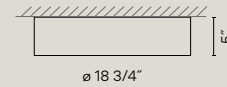
Driver included 120-277V.
Dimming: 0-10V.



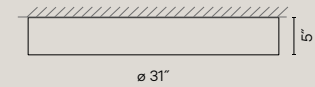
Personalization options available

- Finish customization
(Available options: Vibia color palette)
 - LED 4000 K
 - Dimming: DALI, LUTRON ECO.
- Request more information.

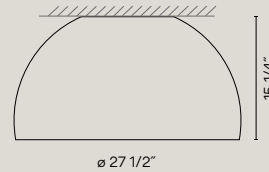
4870



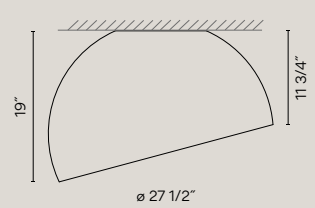
4872



4878



4880





Link XXL



Design by Ramón Esteve.

Link XXL light features an assortment of cubic volumes that appear integrated into the architecture customizable the ceiling. The modular panels allow for customisable, geometric compositions, producing sprawling ceiling sculptures and a unique lighting effect.



Link XXL light features cubic volumes in different heights and depths that appear integrated into the architecture customizable the ceiling. The modular panels create customisable, geometric compositions, the rhythmic variations of the forms producing a sprawling ceiling sculpture and a unique lighting effect. Requiring only a single electrical connection, Link XXL is powered by a dimmable LED that produces an indirect, soft glow within the hollows of each panel.

- 03 White (RAL 9010)
- 18 Graphite (RAL 7016)

Body: Polyurethane.
Diffuser: Polycarbonate.

LED 4000 K. CRI >80.
Each Module 23.6W. 2532 lm.
Driver included 120-277V.
Dimming: 0-10V.

A maximum of 8 modules can be connected to a single connection point.

Surface mounted.

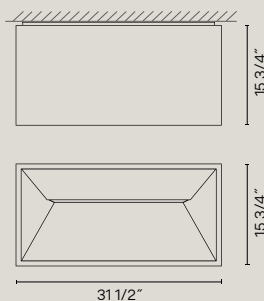


Personalization options available

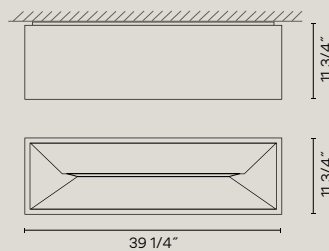
- Configuration layout at vibia.com
 - Finish customization
(Available options: Vibia color palette)
 - Dimming: DALI, LUTRON ECO
- Request more information,
sales@vibialight.com.



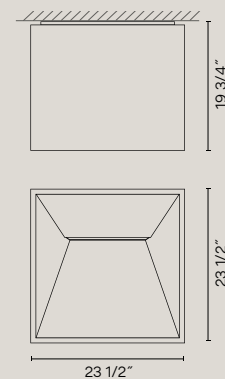
5351



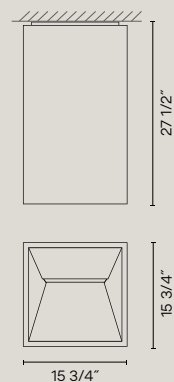
5356



5361



5366



Link



Design by Ramón Esteve.

Cubic volumes with different sizes and heights to offer a range of geometries perfectly fitting into the architecture of the ceiling.



The Link ceiling light features cubic volumes in different heights and depths that appear integrated into the architecture of the ceiling. Each volume emits diffuse, ambient illumination through the gaps between the pieces, mimicking the effect of a skylight and making it well suited for areas with limited natural light. It only requires a single electrical connection.

- 03 Gloss white (RAL 9010)
- 18 Gloss graphite (RAL 7016)

Body: Aluminum.
Diffuser: Methacrylate.

Fluorescent bulb (not included).
Electronic ballast included 120-277V.

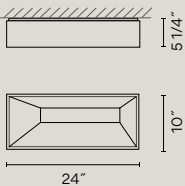
Surface mounted.



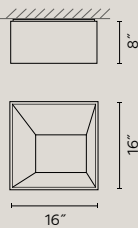
Personalization options available
- Configuration layout at vibia.com
- Finish customization
(Available options: Vibia color palette)
Request more information,
sales@vibialight.com



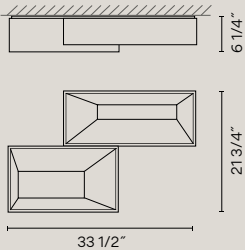
5373



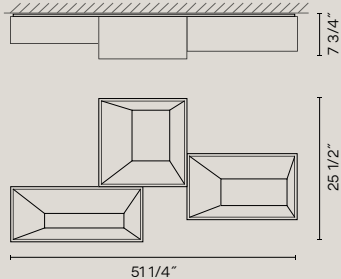
5379



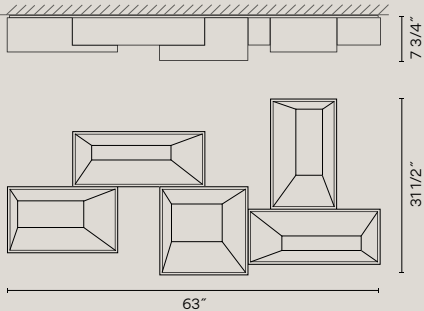
5380



5384



5395





Big



Design by Lievore, Altherr, Molina.

Big breaks new ground in terms of scale and technology, revolutionizing the ceiling light fixture.



BIG provides a direct ambient down light, achieving a quality akin to a real skylight. BIG is dimmable creating suitable lighting for a wide range of situations. Newly available in LED, it is available in 2 sizes and 2 finishes of chrome and white.

- 01 Chrome (Metallic finish)
- 93 White (RAL 9010)

Shade: Aluminum.
Ring: Steel.
Diffuser: Methacrylate.

LED 3500 K. CRI >90. 76W. 7433 lm.
Driver included 120-277V.
Dimming: 0-10V.

Surface mounted.

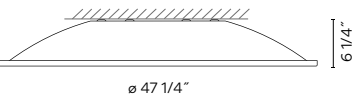


Personalization options available

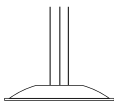
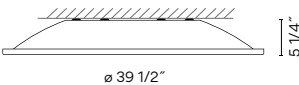
- Finish customization
(Available options: Vibia color palette)
- LED 3000 K
- Dimming: DALI or LUTRON ECO

Request more information,
sales@vibialight.com


0532



0533



Pg 117



Pg 158



Puck

Design by Jordi Vilardell.

Inspired by the classic circle silhouette, Puck panel light's simple, spherical forms can be superimposed on one another, lending sensibility overhead. Crafted of premium, opal triplex blown glass, it casts a warm glow.



Inspired by the classic circle silhouette, Puck panel light's simple, spherical forms can be superimposed on one another, lending sensibility overhead. Available with an LED or fluorescent bulb, Puck is crafted of premium, opal triplex blown glass and moulded aluminum for a flawless finish and a warm glow without shadows or glare.

● O3 White (RAL 9016)

Body: Aluminum.
Diffuser: Opal triplex blown-glass.

Ref. 5400, 5410, 5425, 5430, 5435, 5440, 5445.
Halogen bulb (not provided).

Ref. 5402, 5412, 5427. 5432, 5437, 5442, 5447.
LED 2700 K. CRI >80.

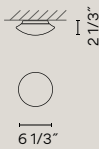
All versions require just one electrical connection.
Surface mounted.



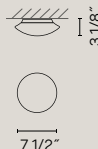
Personalization options available
Ref. 5402, 5412, 5427, 5432, 5437, 5442, 5447.
- LED 3500 K
Request more information,
sales@vibialight.com



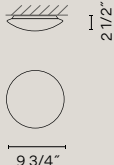
5400




5402



5410

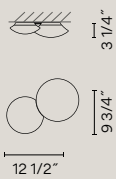


5412

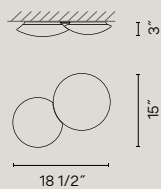




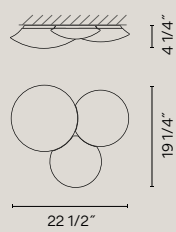
5425 5427



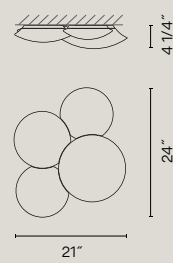
5430 5432



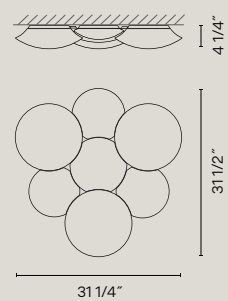
5435 5437



5440 5442



5445 5447



Plus



Design by X. Claramunt & M. de Mas.

Adopting the form and function of a skylight, Plus' streamlined, spherical design integrates seamlessly into the ceiling architecture. Its diffuser lends the dimmable light an ambient, uniform quality.



PLUS acts like a real skylight, simulating the sun's rays filtering through the ceiling. Thanks to its convex methacrylate diffuser, this piece offers a new option to create the sensation of light coming from beyond the ceiling. It is dimmable, meaning the brightness can be adjusted to suit the atmosphere the user wishes to create. Newly available in LED, this fixture comes in 5 different variations and can be painted in the field to match the ceiling finish.

● 03 White (RAL 9016)

Body: Polyurethane.
Diffuser: Methacrylate.

Ref. 0607, 0617.
LED 3500 K. CRI>90. 16049 lm.

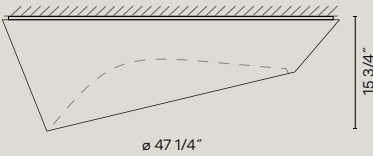
Ref. 0622, 0627.
LED 3500 K. CRI>90. 10699 lm.

Ref. 0632.
LED 3500 K. CRI>90. 20W. 2420 lm.
WET LOCATION.

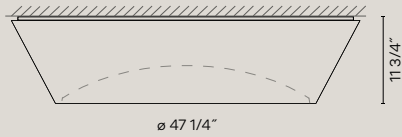


Personalization options available
- LED 3000 K
- Dimming: DALI or LUTRON ECO
Request more information,
sales@vibialight.com

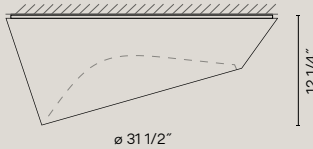
0607



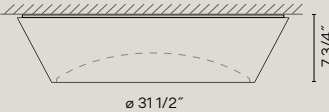
0617



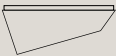
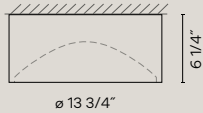
0622



0627



0632





Domo

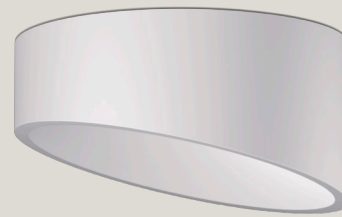
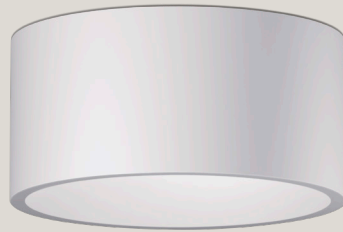


Design by Ramos & Bassols.

Featuring a classic cylinder silhouette, Domo offers refined lighting effect, combining diffusion and reflection. The understated, LED-powered fixture has clean lines and a spherical shape that seamlessly blends into the ceiling architecture.







Featuring a classic cylinder silhouette, Domo offers a refined lighting effect, combining diffusion and reflection. Crafted of aluminum, the understated fixture has clean lines and a spherical shape that seamlessly blends into the ceiling architecture. Equipped with an LED light source, Domo provides a light effect that's ideal for lighting walkways, corridors, or a single object.

Ref. 8200, 8201.

● 03 White (RAL 9016)

Canopy: Steel.

Shade: Aluminum.

Diffuser: Polycarbonate.

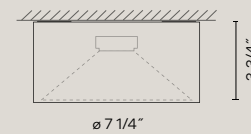
LED 2700 K. CRI >80. 6.3W. 598 lm.

Driver included 120-277V.

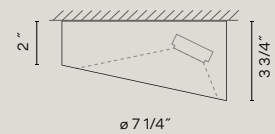
Dimming: 0-10V.

Ceiling surface mounted.

8200



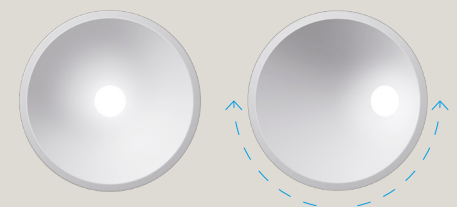
8201



Personalization options available

- Finish customization
(Available options: Vibia color palette)
- LED 3500 K

Request more information,
sales@vibialight.com



Funnel



A fluid design defines this ceiling fixture, a streamlined, funnel-shaped base that flows into a protruding cap. The smooth, sculptural curves conceal a light source behind the tip, which reflects back on the funnel form and creates a flood of ambient illumination.



A fluid, design defines this aluminum ceiling fixture, a streamlined, funnel-shaped base that flows into a protruding cap. The smooth, sculptural curves conceal an halogen or LED light source behind the tip, reflecting back on the funnel form and creating a flood of indirect, ambient illumination. They can be mounted individually overhead or together in a row.

- 10 White (NCS S 0300-N)
- 36 Soft Pink (NCS S 1010-Y50R)
- 47 Green L1 (NCS S 4005-G80Y)

Reflector: Aluminum.
Shade: Aluminum.

Ref. 2004.
Halogen bulb (not provided).

Ref. 2007.
Halogen bulb (not provided).

Ref. 2012.
LED 2700 K. CRI >80.
Dimming: No

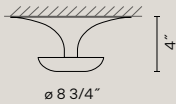
Ref. 2013.
LED 2700 K. CRI >80.
Dimming: 0-10V.

Surface mounted.

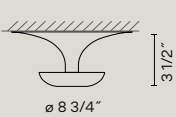


Personalization options available
- Finish customization
(Available options: Vibia color palette)
Ref. 2012, 2013.
- LED 3500 K
Ref. 2013.
- Dimming: TRIAC
Request more information.
sales@vibialight.com

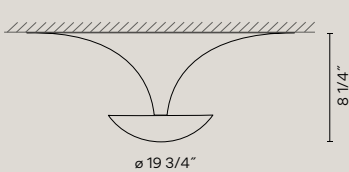
2004



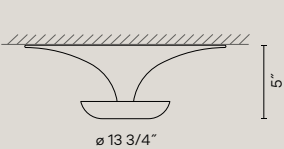
2012



2007



2013





Quadra Ice

Pure lines and a timeless design distinguish the Quadra Ice ceiling light. Featuring a white optical glass diffuser held in place by four corner clips, the fixture evokes the feeling of celestial body floating in space.

● O1 White glass (RAL 9016)

Diffuser: Glass.

Ref. 1128, 1129, 1134.
Halogen bulb (not included).

Ref. 1135.
Fluorescent bulb (not included).

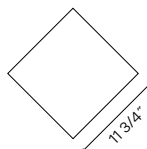
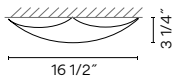
Ref. 1138, 1139.
LED 2700 K. CRI >80.
Dimming: 1-10V.

Surface mounted.

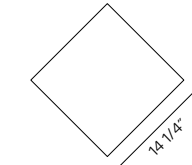
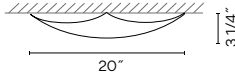


Personalization options available
Ref. 1138, 1139.
- LED 3500 K
- Dimming: TRIAC
Request more information,
sales@vibialight.com

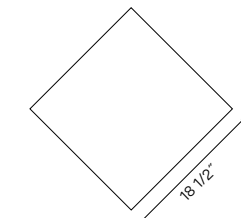
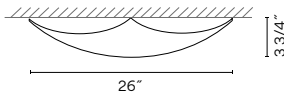
1128 1138



1129 1139



1134 1135





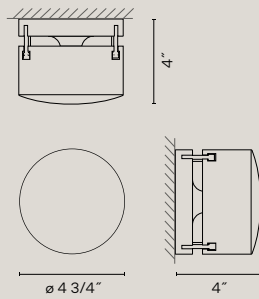
Scotch



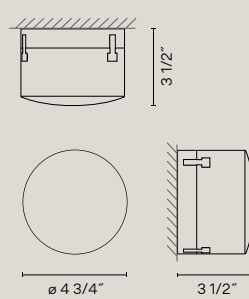
Design by Oscar & Sergi Devesa.

Evoking a sleek ice sculpture, Scotch is at once strong and subtle. Crafted of a thick, pressed-glass diffuser with a frosted-glass interior, its spherical design provides an understated accent and a warm glow.

0960



0962



Crafted of a thick, pressed-glass diffuser resting upon a chrome base, its spherical design provides an understated accent. It features a frosted-glass interior that generates a warm glow, ideal for indoor or outdoor, ceiling or wall.

● 01 Chrome (Metallic finish)

Body: Zamak.
Diffuser: Pressed-glass.

Ref. 0960.
Halogen bulb.
Surface mounted indoor.

Ref. 0962.
LED 2700K. CRI >80. 3W. 341 lm.
Surface mounted indoor/bath/outdoor.



Personalization options available

Ref. 0962.
- LED 3500 K
Request more information,
sales@vibialight.com




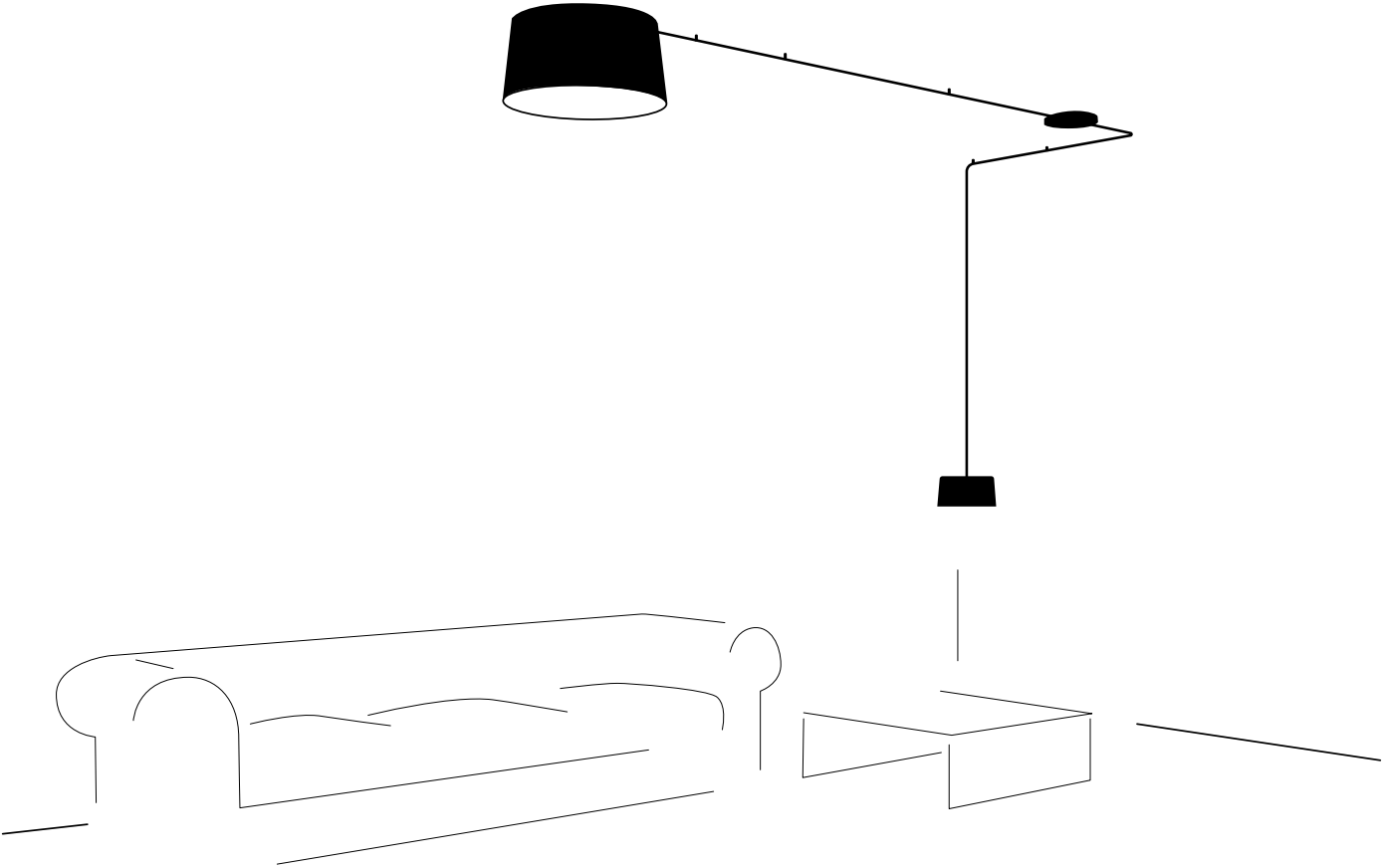
Tube



Design by Ichiro Iwasaki.

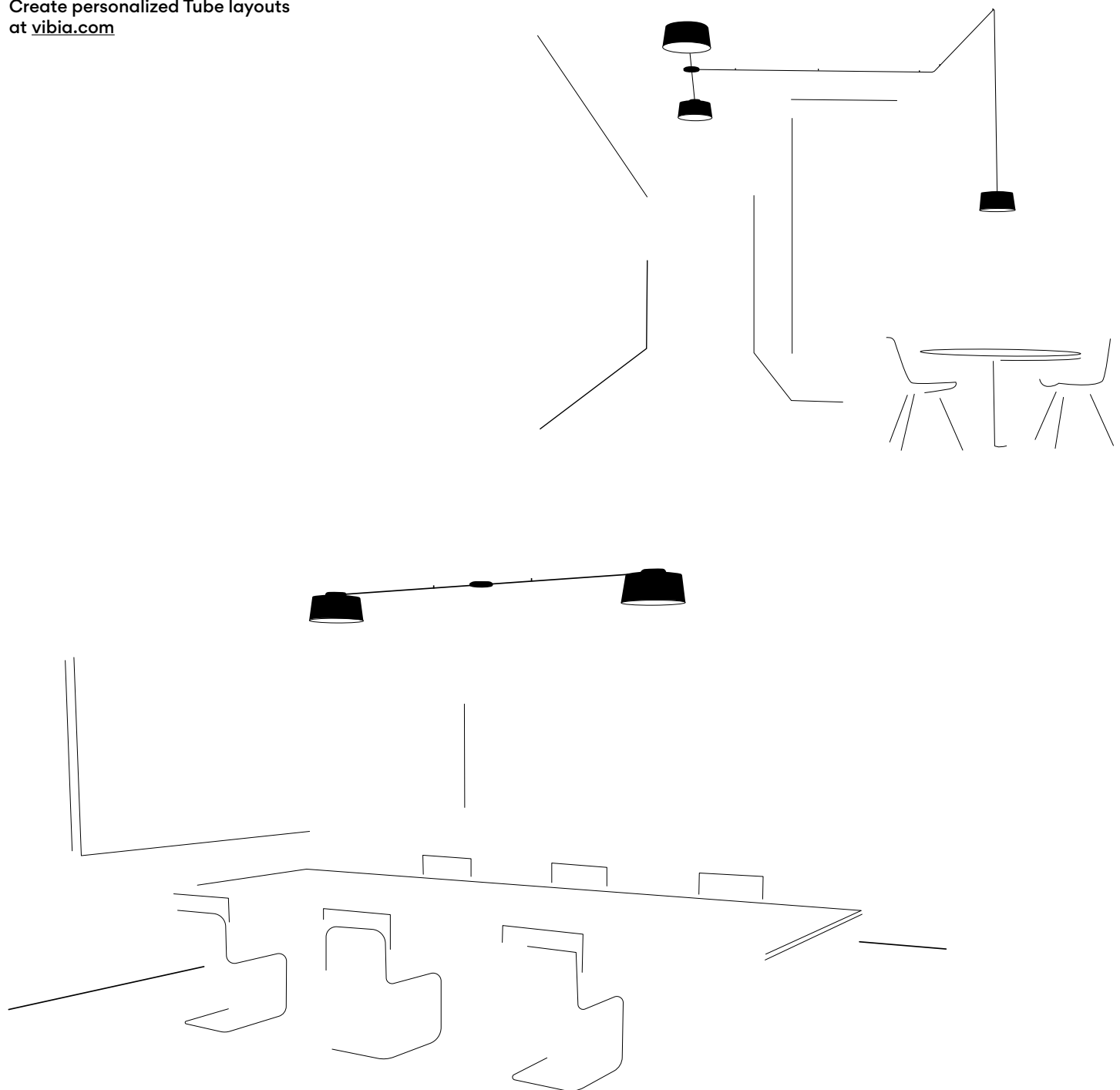
Shade Landscape. A fluid gesture outlines the tubes, which when set out over a space become the structure that facilitates a meeting of the shades in a harmonious coming together.





Tube modular system for every space. This egalitarian option provides personalizable variations for areas where multiple ceiling and pendant light sources are necessary: from dining solutions to lounge and living, hotel, workspaces and retail. Choose from multiple shade sizes, finishes and layouts specific to your space.

Create personalized Tube layouts at vibia.com



Tube is a modular ceiling and pendant system with numerous possibilities. Composed of different size of shades and a black tube that can grow in vertical and horizontal as desired, to bring the light where it is needed in groupings that are integrated with the architecture of the spaces where they are featured.

- Ref. 6100, 6105, 6110.
- 10 White (NCS S 0300-N)
 - 15 Grey L2 (NCS S 2500-N)
 - 16 Grey M1 (NCS S 4500-N)
 - 21 Grey D1 (NCS S 7000-N)

- Ref. 6115.
- 10 White (NCS S 0300-N)
 - 71 Grey L2, Grey M1, Grey D1 (NCS 2500-N, NCS 4500-N, NCS 7000-N)

Canopy: Steel.
LED support: Aluminum.
Diffuser: Polycarbonate.
Shade: Aluminum.



Ref. 6100.
LED 2700 K. CRI >90. 632 lm.

Ref. 6105.
LED 2700 K. CRI >90. 1169.9 lm.

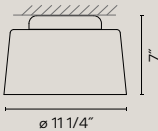
Ref. 6110.
LED 2700 K. CRI >90. 1447.5 lm.

Ref. 6115.
LED 2700 K. CRI >90. 3249.4 lm.

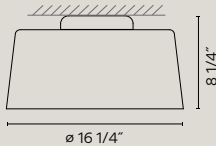
Driver included 120-277V.
Dimming: 0-10V.

Surface mounted.

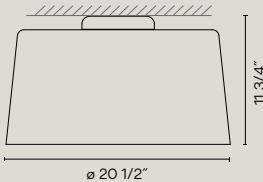
6100



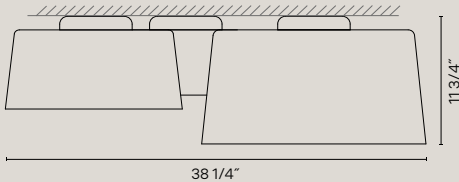
6105



6110



6115



Personalization options available

- Configuration layout at vibia.com
- LED 3500 K
- Dimming: DALI, LUTRON ECO.

Request more information,
sales@vibialight.com




Pg 32



Pg 182







56 Green D1

53 Green M1

47 Green L1

Wall

Alpha
232

North
246

Scotch
252

Fold
Surface
236

Origami
228

Set
210

Funnel
206

Palma
200

Suite
221

I.Cono
224

Pin
214

Swing
244

Micro
254

Puck
240

Tempo
190

Millenium
250

Puck
Wall Art
256

Musa
196

Tempo



Design by Lievore Altherr.

Timeless character.
The Tempo collection by Lievore Altherr reclaims
our collective memory of light, making it
contemporary through its most essential expression.
Shades with an architectonic profile recreate
different ambiances bringing them right up-to-date
with new additions and uses.










Ref.
5757, 5759, 5761, 5763, 5765, 5767.
Recessed dimmable driver.



Timeless character. The Tempo collection by Lievore Altherr reclaims our collective memory of light, making it contemporary through its most essential expression. Shades with an architectonic profile recreate different ambiances bringing them right up-to-date with new additions and uses. The classic bistrot globe has evolved with an oval organic shape with a gradated lighting that crosses the spectrum from transparency to translucence. The opaline diamond shade illuminates with a diffused light of superior quality. The model with the reflector plate converts the bulb into a small brilliant bubble that radiates light.

- 18 Graphite (ADAPTA RF 9913 WX)
- 35 Brick (NCS S 4040-Y70R)
- 62 Green (NCS S 3010-G20Y)

Diffuser: Blown-glass.
LED support: Aluminum.
Structures: Steel.

LED 2700 K. CRI >90. 4W. 440 lm.
Driver included 120-277V.
Dimming: 0-10V.

Recessed driver.



Personalization options available

- Finish customization
(Available options: Vibia color palette)
 - LED 3500 K
 - Dimming: DALI, TRIAC
- Request more information
sales@vibialight.com

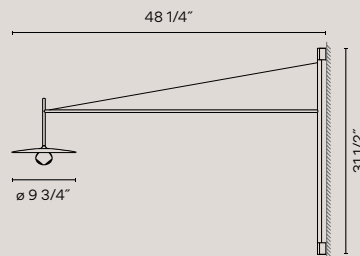


Pg 130

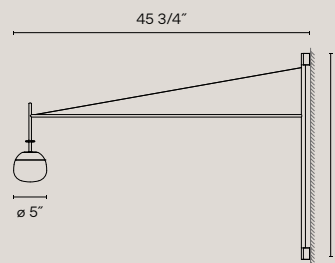


Pg 190

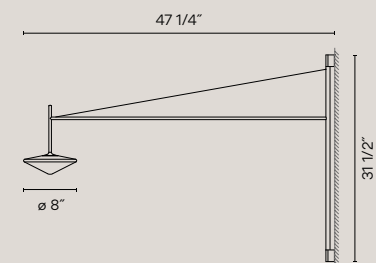
5757



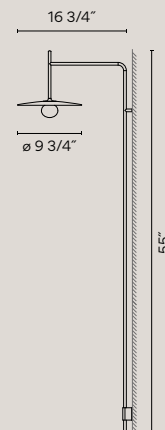
5759



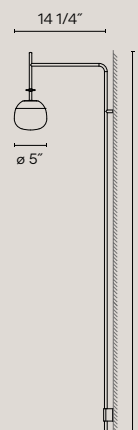
5761



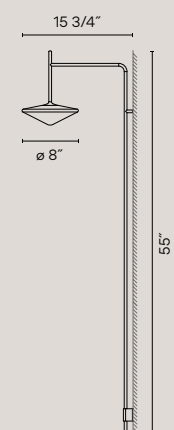
5763



5765



5767



Musa



Design by Note Design Studio.

Delicate elegance.
It explores the delicacy of nature which is both
strong and powerful, a poetic expression of light.



Made of a solid aluminum base, it houses a triple blown-glass matte opal diffuser that provides a soft illumination.

58 Salmon (NCS S 1010-Y50R)

59 Mink (NCS S 2005-Y50R)

93 White (RAL 9016)

Diffuser: Blown glass.
Body: Aluminum.

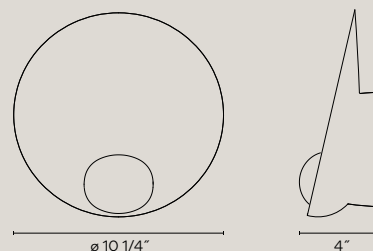
LED 2700 K. CRI >90. 4,5W.
Driver included 120V.
Dimming: TRIAC.



Personalization options available

- Finish customization
(Available options: Vibia color palette)
 - LED 3500 K
 - Dimming 0-10V
- Request more information,
sales@vibialight.com

7415





Palma



Design by Antoni Arola.

Palma connects light and vegetation as in the natural landscape. Two semicircles of blown opal glass joined by an aluminum strap recall the earth's shape, an organic design that accommodates greenery along its axis.







Palma connects light and vegetation as in the natural landscape. Two semi-circles of blown opal glass joined by an aluminum strap recall the earth’s shape, an organic design that accommodates greenery along its axis. Available in vertical and horizontal orientations the sconces and plantings are combined in an array of compositions.

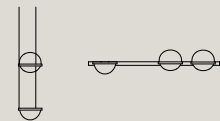
- 18 Graphite (ADAPTA RF 9913 WX)
- 93 White (RAL 9016)

Diffuser: Blown-glass.
Profile: Aluminum.
Planter: PMMA.

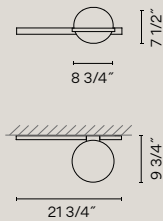
LED 2700 K. CRI >90.
Each Globe, 4.6W. 868 lm.
Driver included 120-277V.
Dimming: 0-10V.



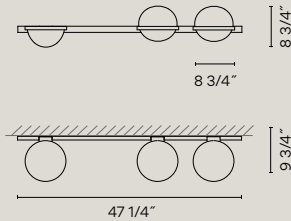
Personalization options available
- LED 3500 K
Request more information,
sales@vibialight.com



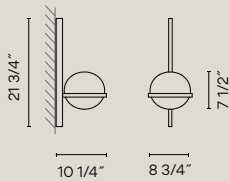
3700



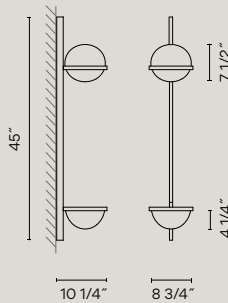
3704



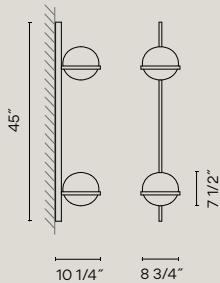
3710



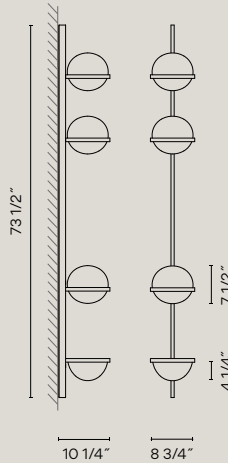
3714



3716




3750








Funnel



Material, light and space integrated within a light fitting.
The perfect equation for an unsurpassable result.



A fluid design defines this aluminum fixture, a streamlined, funnel-shaped base that flows into a protruding cap. The smooth, sculptural curves conceal an halogen, or LED light source behind the tip, reflecting light back on the funnel form and creating a flood of indirect, ambient lighting. It can be displayed individually or in a row for greater impact.

- 10 White (NCS S 0300-N)
- 36 Soft Pink (NCS S 1010-Y50R)
- 47 Green L1 (NCS S 4005-G80Y)

Reflector: Aluminum.
Shade: Aluminum.

Ref. 2004.
Halogen bulb.

Ref. 2012.
LED 2700 K. CRI >80. 6.3W. 632 lm.

Ref. 2013.
LED 2700 K. CRI >80. 27W. 2942 lm.
Dimming: 0-10V.

Surface mounted.



Personalization options available

- Finish customization
(Available options: Vibia color palette)
- LED 3500 K

Ref. 2013.

- Dimming: TRIAC

Request more information,
sales@vibialight.com

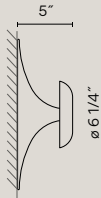
2004



2012



2013








Set



Design by Xuclà.

A game of light, shadows and volumes, Set is a new concept of modular wall sconces that composes light as art onto the walls. During the day Set decorates the wall with a pattern of rectangular elements, but once illuminated it creates a surprising feature of lights, shadows and volumes.




Set wall sconce is a composition of rectangular pieces that generate and reflect light. One fixed component fitted with an LED casts its glow over the other adjustable volumes, each, in turn, emanating elegant rays of light and shadow and doubling as dramatic wall art. Multiple units install together create a wall art installation in an entryway, hall or feature area.

Create personalized Set compositions at vibia.com

A customized composition of rectangular pieces crafted of an aluminum body and fine borosilicate-glass diffuser, Set both generates and reflects light. It features one fixed component fitted with an LED that casts its light over the other adjustable volumes, each, in turn, emanating elegant rays of light and shadow upwards. The fixture produces an endless array of luminary effects depending on how it's positioned and doubles as dramatic wall art.

- 59 Mink (Pantone 407)
- 93 White (RAL 9003)

Main body: Aluminum.
Diffuser: Borosilicate glass.
Lid: Polycarbonate.
Reflector blocks: PVC.

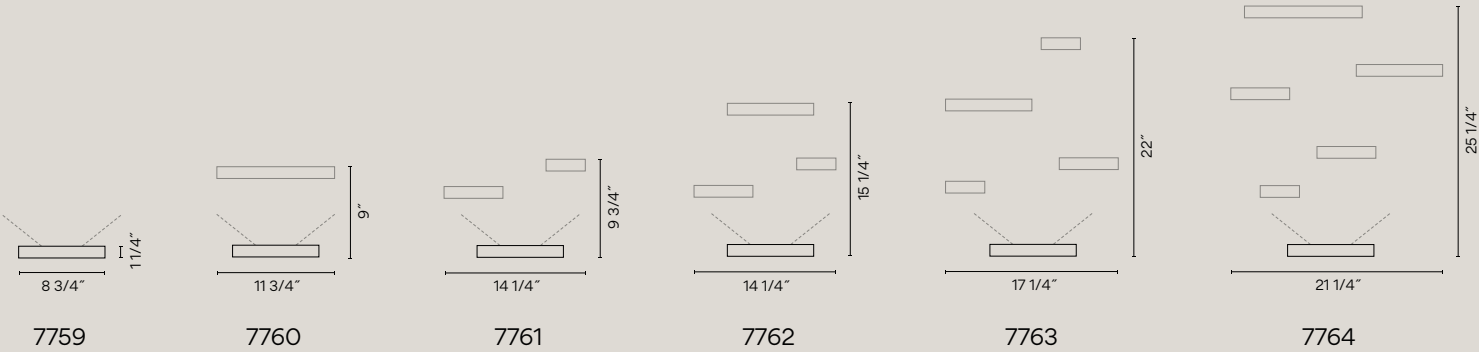


LED 2700 K. CRI >80. 9.3W. 1041 lm.
Driver included 120-277V.
Dimming: 1-10V.

LED placed on the lower element.



Personalization options available
- Configuration layout at vibia.com
- LED 3500 K
Request more information,
sales@vibialight.com





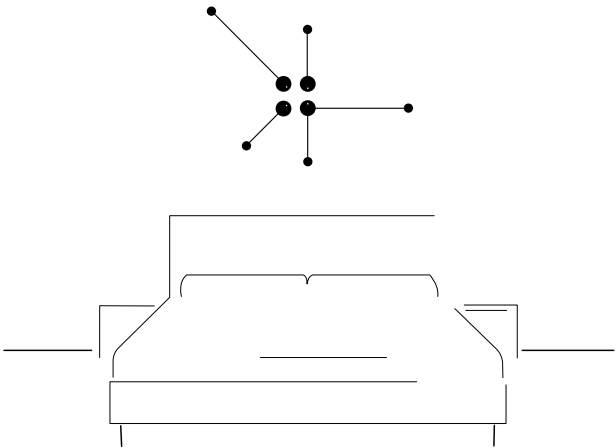
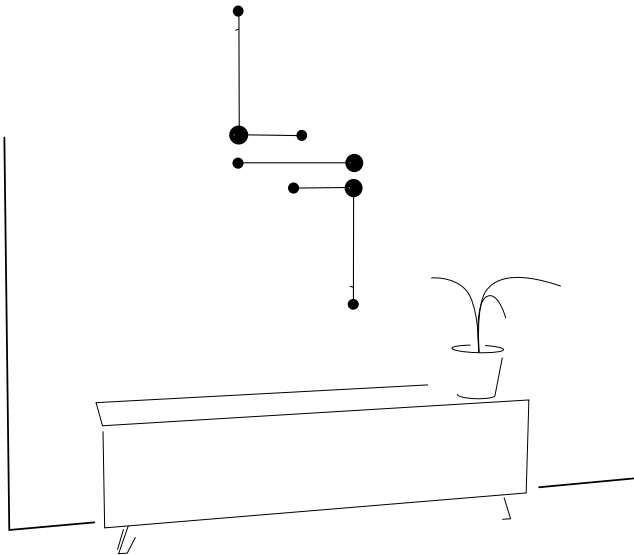
Pin



Design by Ichiro Iwasaki.

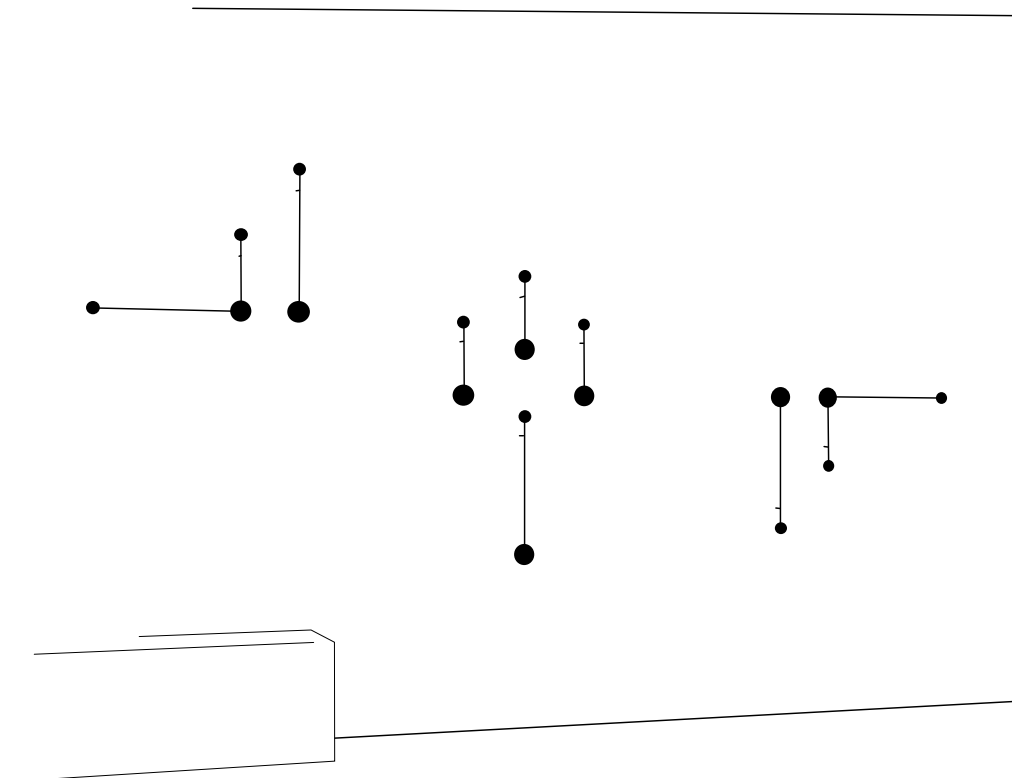
Pin's striking interplay of geometric forms doubles as abstract wall art. Lean, steel lines extend outward, punctuated by a bold base and diminutive dome shade, its LED-powered tips radiating in a gleaming nimbus of soft light.







Pin wall lamp is a reading light or wall art characterized by a delicate and essential shape and shade that is adjustable. Choose from multiple designs and finishes to create a feature area work of art or simply a bedroom light that speaks to the space users' individuality.



Pin features a striking interplay of geometric forms. Lean, steel lines elegantly extend outward, punctuated by a bold, circular base and diminutive aluminum dome shade. Doubling as abstract wall art, its LED-powered tips radiate in a gleaming nimbus of soft light. Whether displayed individually or in customised combinations, it creates a stunning sculptural statement with a distinctly playful appeal.

- 04 Black (NCS S 9000-N)
- 58 Cream (NCS S 2500-Y20R)

Diffuser: Polycarbonate.
Head: Aluminum.
Rod: Steel.
Base: Zamak.

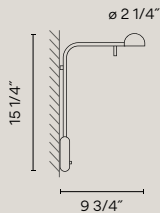
LED 2700K. CRI >90.
Driver included 120V.

Ref. 1680.
On/off switch on the base.



Personalization options available
- Finish customization
 (Available options: Vibia color palette)
- LED 3500 K
Request more information,
sales@vibialight.com


1680



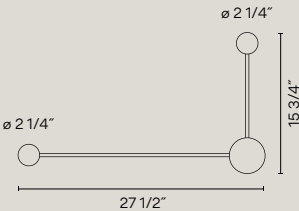
1690




1692



1694








Design by Jordi Vilardell & Meritxell Vidal.

Suite's innovative design reimagines the traditional pairing of shelf and table lamp. A piece of furniture doubling as a light fixture, the lamp features adjustable shelves built into the wall and equipped with LED lighting underneath.

Suite



Suite’s innovative design combines two functions in one: a piece of furniture that doubles as a light fixture. The LED light source hidden beneath the shelving that generates indirect, atmospheric lighting. The wall lamp is available as a shelf equipped with a reading lamp.

- 14 Chocolate (RAL 8019)
- 93 White (RAL 9016)

Diffuser: Polycarbonate.
Shelf: Aluminum.
Lid: Steel.
Reading light shade: Aluminum.

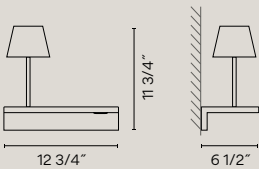
LED 2700 K. CRI >80.
Driver included 120V.

Reading light Mink (Pantone 407C),
mounted on shelf.
On/off switch on the bottom cover.


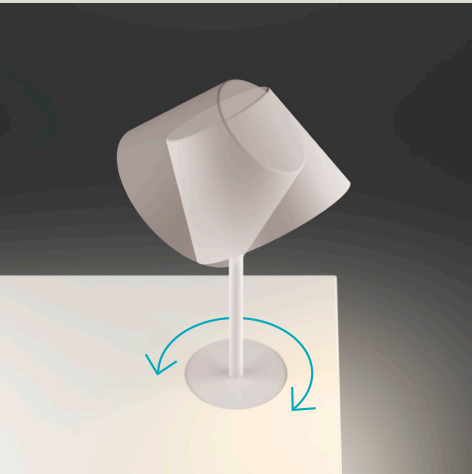
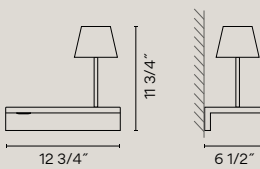


Personalization options available
- Finish customization
 (Available options: Vibia color palette)
- LED 3500 K
Request more information,
sales@vibialight.com

6045



6046





I.Cono



Design by Lievore, Altherr, Molina.

Exuding a poised, Scandinavian presence, I.Cono is distinguished by its signature visor-shaped shade that's sleekly angled for a stylish look. Ideal for precision lighting or reading, its pure and clean design conceals its rotation mechanisms.



I.Cono exudes a poised, Scandinavian presence with its spare and refined silhouette. The signature, visor-shaped shade is sleekly angled for a stylish look, while its smooth surfaces conceal mechanisms for rotating the head and metal base.

- 10 White (NCS S 0300-N)
- 21 Grey D1 (NCS S 7000-N)
- 25 Beige D1 (NCS S 4005-Y50R)
- 37 Terra Red (NCS S 4040-Y70R)
- 42 Blue M1 (NCS S 5010-B10G)

Shade: Polycarbonate.
Wall plate: Zamak.
Tube: Steel.

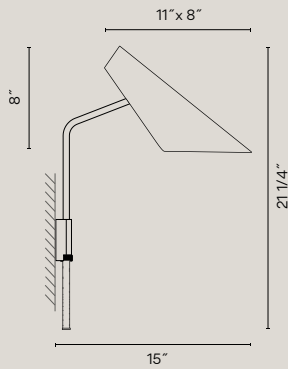
LED bulb (not included).

Ref. 0720.
On/off switch on the wall plate.

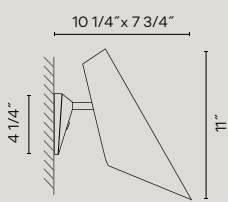
Ref. 0725.
Electric cable with plug.
On/off switch on the cable.



0725




0720



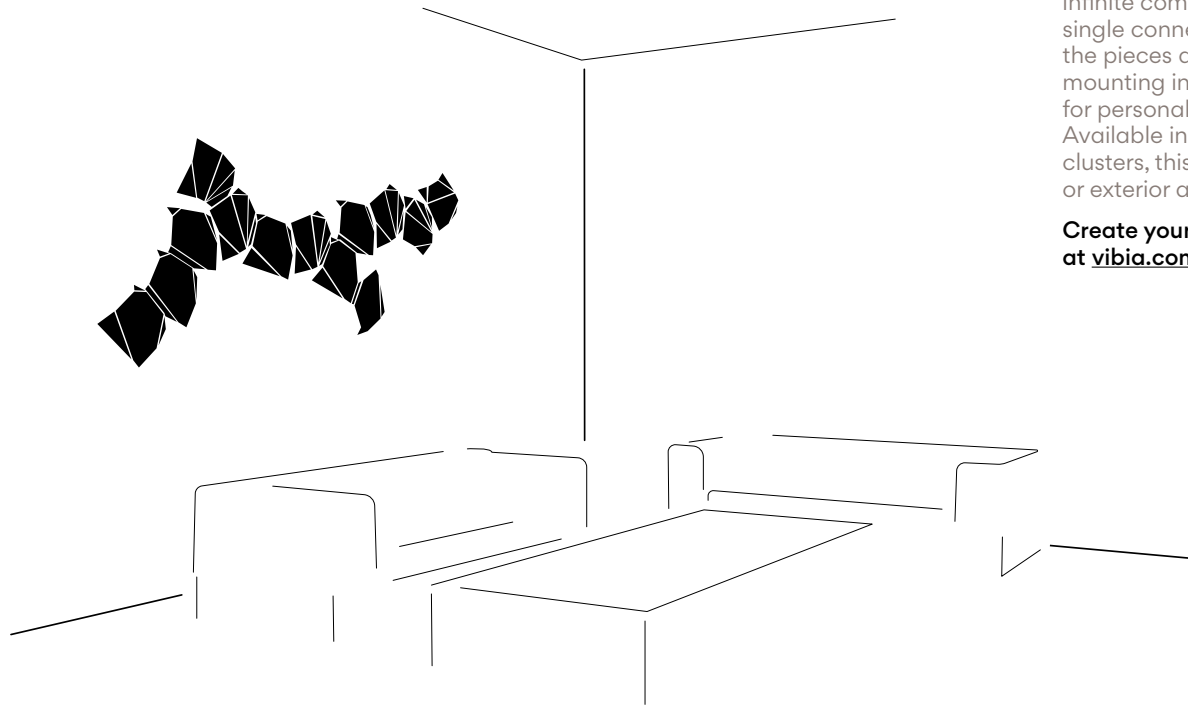


Origami



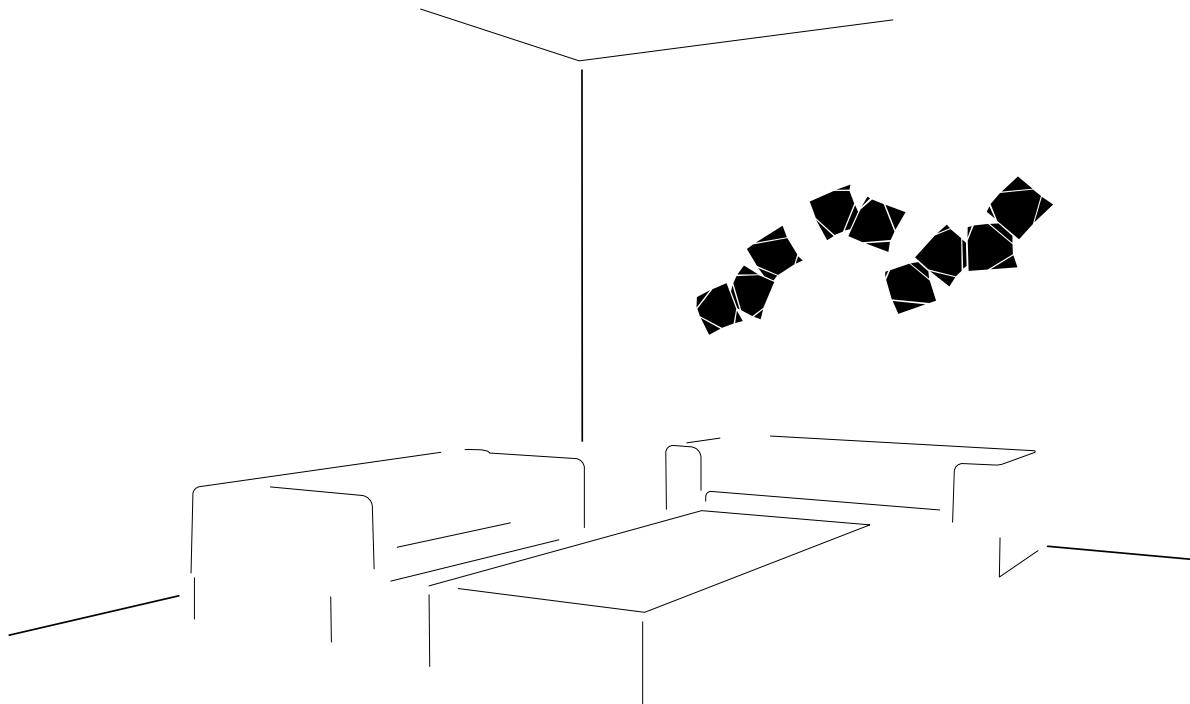
Design by Ramón Esteve.

Recalling the folded paper of the Japanese art form for which it's named, Origami generates a stunning play of light and shadows. Composed of two architectural modules that be arranged in countless personalized designs, it creates the effect of climbing ivy along a blank expanse of wall.



Origami wall light blends light functionality with an opportunity for artistic creation. With just two pieces, designers can create infinite compositions. With a single connection point between the pieces and simple surface mounting installation, the possibilities for personalization are endless. Available in four finishes or as pre-set clusters, this collection is for interior or exterior application.

Create your personalized Origami at vibia.com



Recalling the folded paper of the Japanese art form for which it's named, Origami is composed of two architectural modules that be arranged in countless personalized designs. Positioning clusters across a broad surface creates the effect of climbing ivy, helpful for breaking up a blank expanse of wall and doubling as dramatic wall art. Powered by an LED and requiring only a single electrical connection point, Origami casts an ambient glow, generating a stunning play of light and shadows.

- 10 White (NCS S 0300-N)
- 29 Brown D1 (NCS S 8005-Y50R)
- 38 Terra Dark (NCS S 5040-Y70R)
- 53 Green M1 (NCS S 6005-G80Y)

Cover: Polycarbonate.
Connecting arm: Polycarbonate.
Shade: ABS.
Diffuser: Polycarbonate.



LED 2700K. 6.3W. 460 lm.
Driver included 120V.
Dimming: TRIAC.


A maximum of 30 modules can be connected to a single connection point.

Surface mounted.

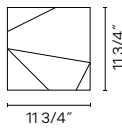


Personalization options available
- Configuration layout at vibia.com
- LED 3500 K
Request more information,
sales@vibialight.com

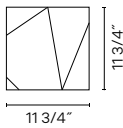




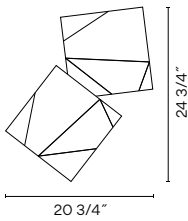
4500



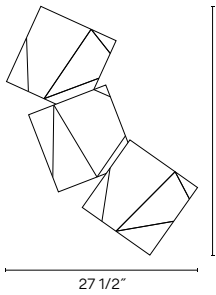
4501



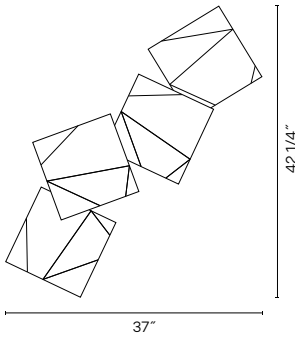
4504



4506




4508



Alpha

Design by Ramos & Bassols.

A contemporary reimagining of the classic wall light, Alpha is a surface-mounted reading lamp with a slim silhouette and refined geometric profile. The compact design and features a touch-sensitive, pivoting head.





A contemporary reimagining of the classic wall light, Alpha is a surface-mounted lamp with a slim silhouette and refined geometric profile. Fitted with an LED, it gives off a soft, warm glow.

- 03 White & Chrome (RAL 9016)
- 04 Black & Chrome (RAL 9005)
- 18 Graphite & Black (RAL 7016 & RAL 9005)
- 93 White (RAL 9016)

Box: Zamak.
Lid: Steel.

LED 2700 K. CRI >80. 2.1W. 139 lm.

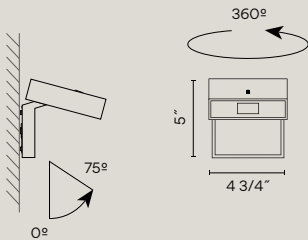
Ref. 7940.
On/off switch on the front cover.

Surface mounted.


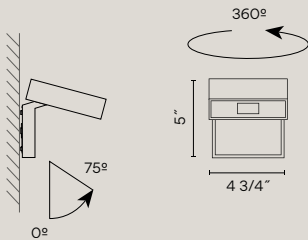


Personalization options available
- LED 3500 K
Request more information,
sales@vibialight.com

7940



7942





Fold Surface



Design by Arik Levy.

Fold features a geometric design that creates a striking three-dimensional illumination effect. Light and shadow are projected from its cubic shapes, washing the wall with glowing chevron patterns.



The surface-mounted Fold is characterized by its angular, cubic forms arrayed across a wall. Its geometric design yields a striking 3-D effect as light and shadow are projected from the shapes, washing the wall with illuminated chevron patterns. Available in custom configurations, it creates striking mosaics that double as wall arts. Equipped with an LED, it can serve as an indirect light, wall sconce, or provide general ambient illumination through its top and bottom diffusers.

- 07 Green (Pantone 385)
- 14 Chocolate (RAL 8019)
- 58 Off-white (RAL D2 1109005)

Body: Aluminum.
Diffuser: Polycarbonate

LED 2700 K. CRI >80.
Each LED 2.1 W. 199 lm.

Driver included 120V.




Personalization options available

- Configuration layout at vibia.com
 - Finish customization
(Available options: Vibia color palette)
 - LED 3500 K
- Request more information,
sales@vibialight.com



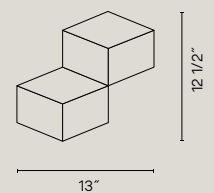
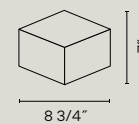
Fold is a geometric wall light that creates a three dimensional effect through projecting shadows and light onto walls. The Fold surface mounted models are appropriate for public spaces as well as residential applications which thanks to the great variety of models which can be combined in endless configurations and mimic a mosaic of light.

Create your personalized Fold
at vibia.com




4200

4201



Puck

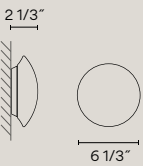


Design by Jordi Vilardell.

Inspired by the classic circle silhouette, Puck panel light's simple, spherical forms can be superimposed on one another, lending an organic sensibility overhead. Crafted of premium, opal triplex blown glass, it casts a warm glow.

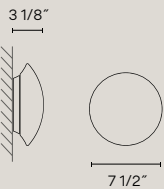


5400



Inspired by the iconic circle motif, Puck wall light’s simple, spherical forms can be superimposed on one another, lending an organic sensibility. Crafted of premium, opal triplex blown glass and moulded aluminum for a flawless finish. Puck casts a warm glow without shadows or glare.

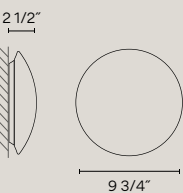
5402



● 03 White (RAL 9016)

Diffuser: Blown-glass.
Wall plate: Aluminum.

5410



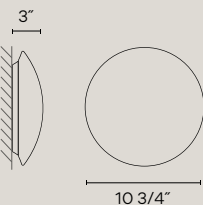
Ref. 5400, 5410, 5425.
Halogen bulb.

Ref. 5402, 5412, 5427.
LED 2700 K. CRI >80.

Driver included 120V.

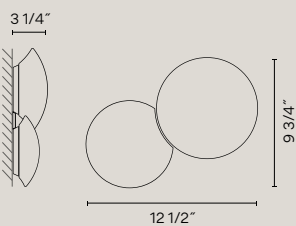


5412



Personalization options available
Ref. 5402, 5412, 5427.
- LED 3500 K
Request more information,
sales@vibialight.com

5425 5427





Swing

Design by Lievore, Altherr, Molina.

Simple and timeless in sensibility, Swing features a traditional design with a distinctive articulated arm that offers 180 degrees in motion.

The LED-powered wall sconce is offered in two tapered mesh-cloth shade versions—one provides ambient lighting and the other offers ambient and point lighting. All are ideal for use as reading lamps.

- 01 Chrome (Metallic finish)
- 18 Graphite (RAL 7016)
- 93 White (RAL 9016)

Shade: Screen.
Wall plate: Aluminum.
Horizontal tube: Steel.

LED bulb (not included).

Ref. 0509.
On/off switch on the lampholder.

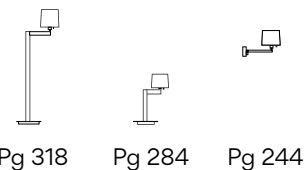
Ref. 0514.
LED 2700 K. CRI >80.

Compatible with 120V.

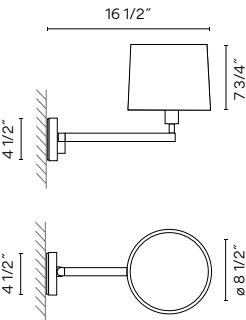
Double switch:
general light and LED reading light.



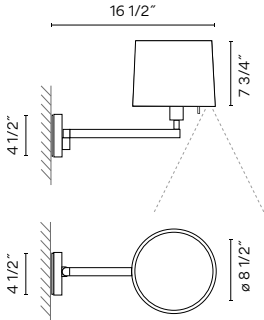
Personalization options available
- Finish customization
(Available options: Vibia color palette)
Request more information,
sales@vibialight.com



0509



0514





North

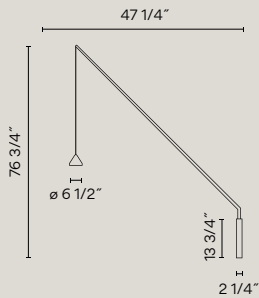


Design by Arik Levy.

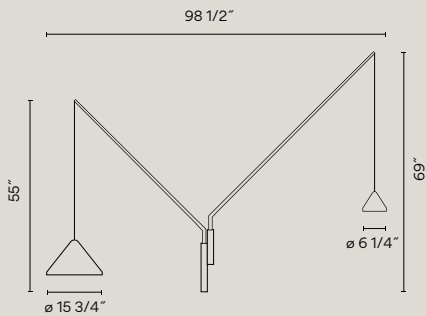
The North wall lamp is an innovative synthesis of a suspension and wall fixture. The cable, stem, and shade are disconnected from one another in a dynamic system of adjustable parts that directs the LED-powered light where needed.



5632



5635



The North wall lamp is an innovative synthesis of a suspension and wall fixture. A triangular aluminum fiber hangs from a nearly invisible cable that's attached to a slender carbon fibre stem secured to the wall. The cable, stem, and shade are disconnected from one another in a dynamic system of adjustable parts. Powered by an LED, the tighter angle of the shade creates a focused pool of downward light in a desired area, while the softer slant of the carbon rod traces an elegant, more open line that's subtle yet striking.

- 10 White (NCS S 0300-N)
- 11 Black (NCS S 8500-N)
- 24 Beige M1 (NCS S 2005-Y50R)

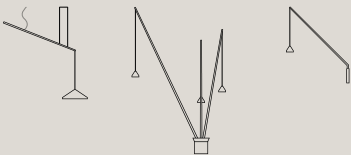
Diffuser: Methacrylate.
Shade: Aluminum.
Rods: Carbon Fiber.
Wall plate: Steel.




LED 2700 K. CRI >80.
Each LED 9W. 1041 lm.
Driver included 120V.
Dimming: Push.

Push-button on the wall plate.
Can be connected with or without plug.



Personalization options available
- LED 3500 K
Request more information,
sales@vibialight.com





North combines pendant and wall application to provide elegant and adjustable solutions. Choose from different shade sizes to provide an either more focus or diffused beam of light.

Millenium

Design by Ramos & Bassols.

A slim cylinder of illumination, Millenium distills task lighting to its essence. Sleek and minimalist, the diffuser directs the light downwards to wash a wall or bathroom mirror.

Millenium's diffuser is contained in a polished chrome body and directs the light downwards to wash a wall or bathroom mirror. Available in several sizes.

01 Chrome (Metallic finish)

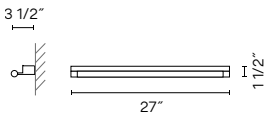
Diffuser: Polycarbonate.
Body: Aluminum.
Reflector: Aluminum.

Fluorescent tube (not provided).
Dimming: 1-10V.

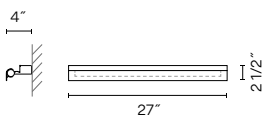
Electronic ballast 120-277V.



8090



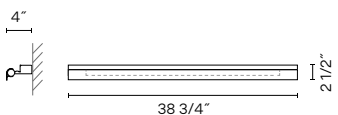
8093



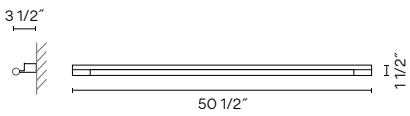
8091



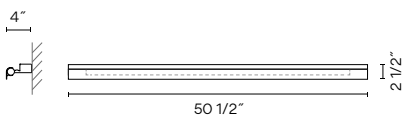
8094




8092



8095







Scotch

Design by Oscar & Sergi Devesa.

Rounded transparent glass featuring a very soft and pleasing profile, almost imperceptible.

Evoking a sleek ice sculpture, Scotch is at once strong and subtle. Crafted of a thick, pressed-glass diffuser with a frosted-glass interior, its simple, spherical design provides an understated accent and a warm glow.

01 Chrome (Metallic finish)

Body: Zamak
Diffuser: Pressed-glass.

Ref. 0960.
Halogen bulb (not provided).

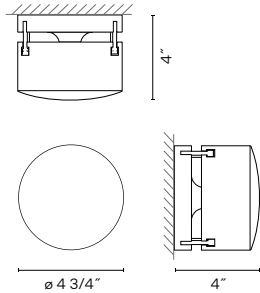
Ref. 0962.
LED 2700K. CRI >80. 3W. 341 lm.

Surface mounted.


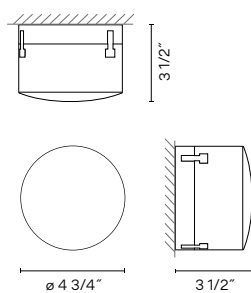


Personalization options available
Ref. 0962.
- LED 3500 K
Request more information,
sales@vibialight.com


0960



0962



Micro



Design by Ramos & Bassols.

Like an eclipse, just at that moment when the moon passes over the sun leaving only a ring of light.

Powered by an LED light source tucked between its two circular forms, Micro's diminutive design recalls a solar eclipse casting a glowing nimbus of light.

● 03 White (RAL 9016)

Body: Aluminum.
Diffuser: Polycarbonate.

LED 2700 K. CRI >80. 1W. 365 lm.
Driver included 120V.

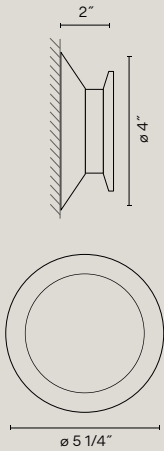
Surface mounted.



Personalization options available
- LED 3500 K
Request more information,
sales@vibialight.com



2015




Puck Wall Art



Design by Jordi Vilardell.

Puck Wall Art is comprised of different disks to create a warm, visually sharp and mathematically creative effect. There are four sizes of disks, allowing the designer to play with varied combinations of indirect light. The resulting design comprises a set of highly dynamic, sculptural compositions.



Inspired by the iconic circle motif, wall light's simple, spherical forms can be superimposed on one another, lending an organic sensibility. Displayed as a pair or grouped together in customised installations, the orbs appear in silhouette, recalling a solar eclipse and forming a moody wall mural that pulses with a soft glow.

- 15 Grey L2 (NCS S 2500-N)
- 21 Grey D1 (NCS S 7000-N)
- 28 Brown M1 (NCS S 4020-Y60R)
- 72 Grey D1 & Grey L2
- 73 Brown M1 & Grey D1

Shade: ABS.
Diffuser: Polycarbonate.
Wall support: Aluminum.
Ring: Steel.

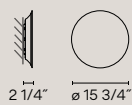
LED 2700 K. CRI >90.
Driver included 120-277V.
Dimming: 0-10V.



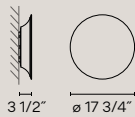
Personalization options available
- Configuration layout at vibia.com
- LED 3500 K
- Dimming: DALI, LUTRON ECO
Request more information,
sales@vibialight.com



5471



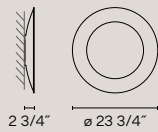
5472



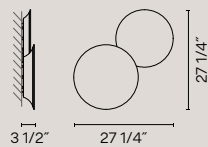
5474



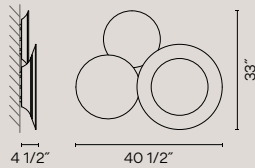
5476



5481



5491









38 Terra dark

36 Soft pink

68 Ocre

37 Terra Red

61 Ocre red



Table

Flex
276

Swing
284

I.Cono
286

Warm
270

Jazz
280

Mayfair
264

Mayfair



Design by Diego Fortunato.

Mayfair is a modern reimagining of the traditional 18th-century table lights, distinguished by its timeless design and sleek silhouette.







Mayfair is a modern reimagining of the traditional, 18th-century table lamp. Featuring a steel stem and steel or acrylic shade, the LED-powered table lamp is distinguished by its timeless style and sleek silhouette. It casts a diffuse glow and can be dimmed via an optical sensor.

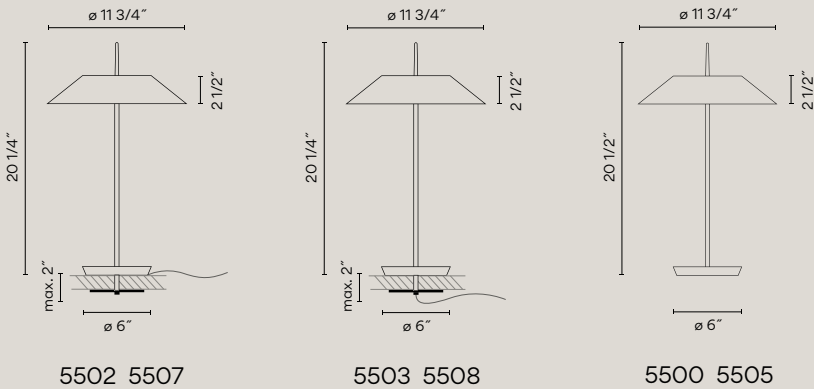
Methacrylate shade: Ref. 5500, 5502, 5503.

- 07 Graphite and green (RAL 7016 and RAL 6026)

Steel shade: Ref. 5505, 5507, 5508.

- 18 Graphite (RAL 7016)
- 20 Gold (Gold)
- 67 Copper (Copper)
- 93 White (RAL 9016)

Diffuser: Polycarbonate.
Tube: Steel.
Base: Zamak.



LED 2700 K. CRI >80. 15W. 1841 lm.
Dimming: Touch dimmer on the base.

Ref. 5502, 5503, 5507, 5508.
Bolt-down version.



Personalization options available
Ref. 5505, 5507, 5508.
- Finish customization
(Available options: Vibia color palette)
Request more information,
sales@vibialight.com

Bolt down option (Ref. 5502, 5503, 5507, 5508.)





Pg 86



Pg 300



Pg 264

Warm

Design by Ramos & Bassols.

Offering a contemporary take on a timeless design, Warm features a classic drum form resting atop a sleek steel base, with a careful selected color palette that provides a refined touch.









Offering a contemporary take on a timeless design, Warm features a classic drum form resting atop a sleek steel base. The table lamp is available in two shade types: the semi-translucent screen version provides general ambient illumination, while the opaque aluminum shade offers a striking, up- and down-light.

Screen shade: Ref. 4900.

10 White

Aluminum shade: Ref. 4901.

10 White (NCS S 0300-N)

25 Beige D1 (NCS S 4005-Y50R)

28 Brown M1 (NCS S 4020-Y60R)

56 Green D1 (NCS S 7010-G30Y)

Diffuser: Methacrylate.

Base: Steel.

Vertical tube: Aluminum.

LED bulb (not included).

On/off switch on the cable.



Personalization options available

Ref. 4901.

- Finish customization

(Available options: Vibia color palette)

Request more information,

sales@vibialight.com



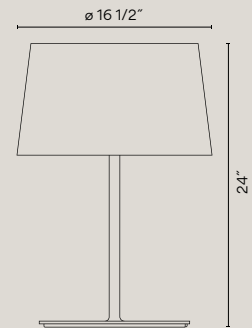
Pg 108



Pg 322



Pg 270




4900 4901





Flex



Design by Ramos & Bassols.

Inspired by the smooth arc of the Bézier curve, Flex exemplifies the principle of “form follows function.” The LED table lamp features a sturdy steel base and an articulated, fully adjustable aluminum arm.

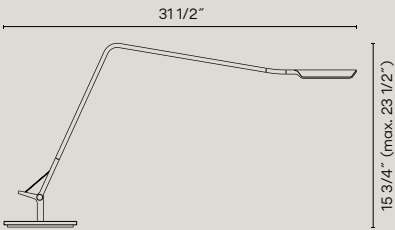


Inspired by the smooth arc of the Bézier curve, Flex exemplifies the principle of “form follows function”. The LED table lamp features a sturdy steel base and an articulated, fully adjustable aluminum arm. Flex’s sleek silhouette seamlessly integrates a touch optical sensor within its rotating head for a range of brightness levels-perfect for tasks requiring precision lighting.

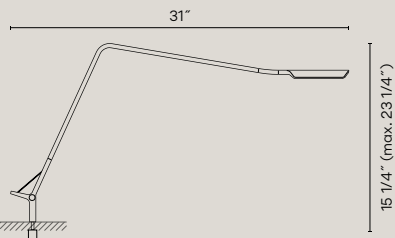
- 03 White (RAL 9016)
- 18 Graphite (RAL 7016)

Head: Aluminum.
Arm: Aluminum.
Base: Steel.

LED 3000 K. CRI >80. 8W. 615 lm.
Dimming: Optical sensor on the head.





0751



0756





Jazz



Design by Diego Fortunato.

Featuring an undulating, fluid form, Jazz's smooth silhouette exudes a striking, organic feel. The table lamp's gently tapered silhouette recalls a sculptural vase, serving as a piece to accent a space.



Featuring an undulating, fluid form, Jazz’s smooth silhouette exudes a striking organic feel. Crafted with an aluminum shade and an optical glass diffuser, the table lamp offers an ambient light. The gently tapered silhouette recalls a sculptural vase, serving as a piece to accent a space.

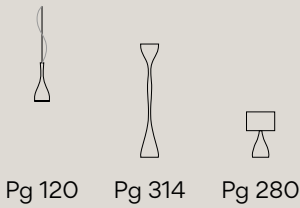
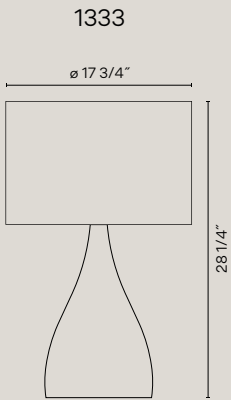
- 10 White (NCS S 0300-N)
- 25 Beige D1 (NCS S 4005-Y50R)
- 45 Blue D1 (NCS S 7010-B10G)


Shade: Aluminum.
Diffuser: Optical-glass.
Body: Polyurethane.

Led bulb (not provided).
On/off switch on the cable.



Personalization options available
- Finish customization
 (Available options: Vibia color palette)
Request more information,
sales@vibialight.com





Swing

Design by Lievore, Altherr, Molina.

Simple and timeless in sensibility, Swing features a traditional design with a distinctive articulated arm that offers 180 degrees in motion.

The steel table comes with a tapered mesh-cloth shade. It is LED-powered and emit an ambient glow.

● 01 Chrome (Metallic finish)

● 18 Graphite (RAL 7016)

● 93 White (RAL 9016)

Shade: Screen.

Base: Steel.

Vertical tube: Steel.

LED bulb (not provided).

On/off switch on the lampholder.



Personalization options available

- Finish customization body only

(Available options: Vibia color palette)

Request more information,
sales@vibialight.com



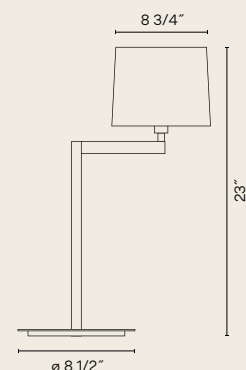
Pg 318



Pg 284



Pg 244



O507



I.Cono



Design by Lievore, Altherr, Molina.

Exuding a poised, Scandinavian presence, I.Cono is distinguished by its signature visor-shaped shade that's sleekly angled for a stylish look. Ideal for precision lighting or reading, its pure and clean design conceals its adjustment mechanisms.

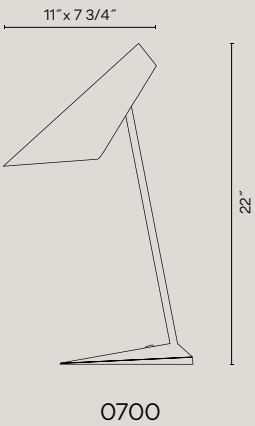


I.Cono exudes a poised, Scandinavian presence with its spare and refined silhouette. The signature, visor-shaped shade is sleekly angled for a stylish look, while its smooth surfaces conceal mechanisms for rotating the head and metal base. The table lamp ideal for reading or work spaces.

- 10 White (NCS S 0300-N)
- 21 Grey D1 (NCS S 7000-N)
- 25 Beige D1 (NCS S 4005-Y50R)
- 37 Terra Red (NCS S 4040-Y70R)
- 42 Blue M1 (NCS S 5010-B10G)

Shade: Polycarbonate.
Base: Zamak.
Vertical tube: Steel.

LED bulb (not provided).
On/off switch on the base.







24 Beige M1

25 Beige D1

23 Beige L1

Floor

Balance
310

North
292

I.Cono
307

Swing
318

Jazz
314

Warm
322

Mayfair
300


North



Design by Arik Levy.

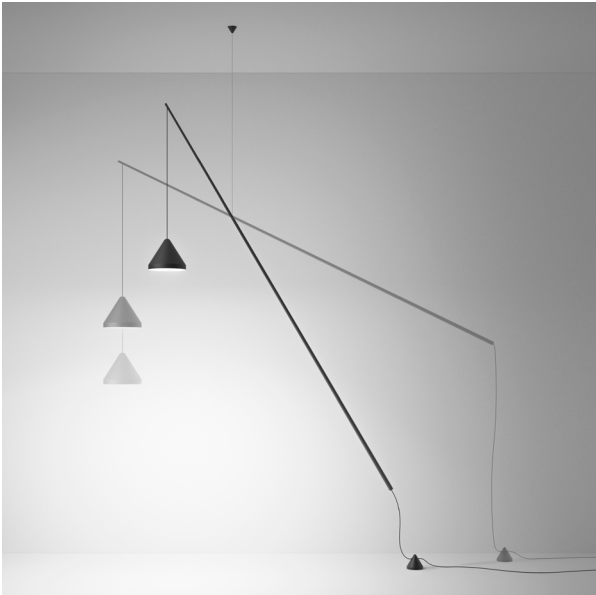
North features a base, stem, and shade that are disconnected from one another in a dynamic system of adjustable parts. Protruding arms hold triangular shades that direct the light where needed.





The counterweight placed on the ground guides the electrical cable and allows the stem and shade to be placed wherever required.

Push-button dimmer on the cable.
Electric cable with plug.









North marks a new archetypal light fitting, combining multiple categories and presenting itself as a floating light. The floor lamps, composed from carbon fiber with an aluminum shade, rises from the base to supply the light where the user needs it.

- 10 White (NCS S 0300-N)
- 11 Black (NCS S 8500-N)
- 24 Beige M1 (NCS S 2005-Y50R)

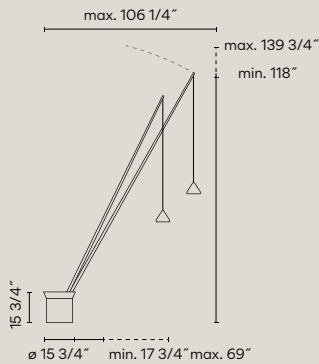
Diffuser: Methacrylate.
Shade: Aluminum.
Rods: Carbon Fiber.
Base: Steel.

LED 2700 K. CRI >80.
Each LED 9W. 1041 lm.
Driver included. 120V.
Dimming: Push.

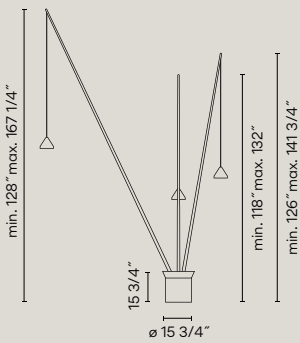
Plug can be removed and hardwired.
Ref. 5666: Plug-in version only.



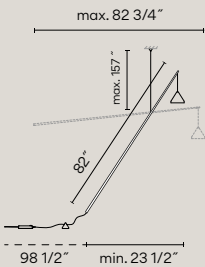
Personalization options available
- LED 3500 K
- Extra cable length (only ref. 5666)
Request more information,
sales@vibialight.com



5607



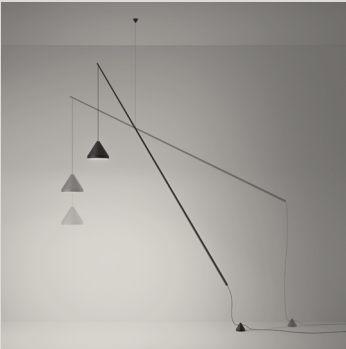
5622



5666

Push-button dimmer on the base. Can be connected with or without plug.

Plugin version only. For hard-wire see pendants.





Mayfair



Design by Diego Fortunato.

Mayfair is a modern reimagining of the traditional 19th-century lights, distinguished by its timeless design and sleek silhouette.







Mayfair is a modern reimagining of the traditional, 19th-century lamp. Featuring a steel column and steel or acrylic shade, the LED-powered floor lamp is distinguished by its timeless design and sleek silhouette. It casts a warm glow that’s ideal for ambient room lighting and can be dimmed via an optical sensor.

Methacrylate shade: Ref. 5510.
● 07 Graphite and green (RAL 7016 and RAL 6026)

Aluminum shade: Ref. 5515.
● 18 Graphite (RAL 7016)
● 20 Gold (Gold)
● 67 Copper (Copper)
● 93 White (RAL 9016)

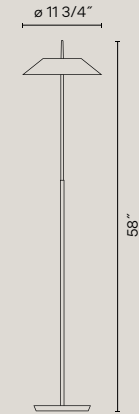
Diffuser: Polycarbonate.
Shade: Methacrylate or Aluminum.
Tube: Steel.
Base: Zamak.

LED 2700 K. CRI >80. 15W. 1841 lm.
Driver included. 120V.
Dimming: Optical sensor.

Touch dimmer on the shade.



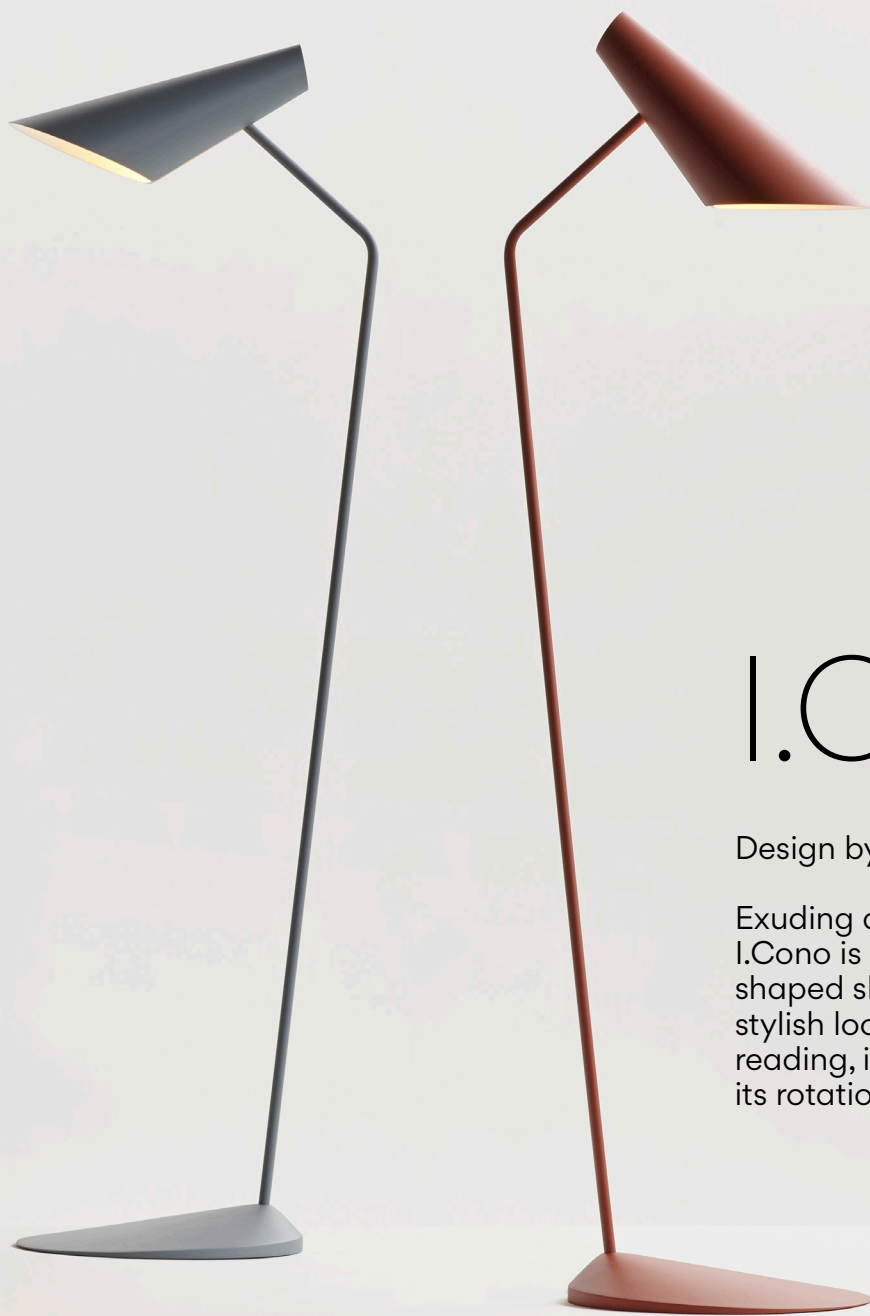
Personalization options available
Ref. 5515.
- Finish customization
 (Available options: Vibia color palette)
Request more information,
sales@vibialight.com



5510 5515







I.Cono

Design by Lievore, Altherr, Molina.

Exuding a poised, Scandinavian presence, I.Cono is distinguished by its signature visor-shaped shade that's sleekly angled for a stylish look. Ideal for precision lighting or reading, its pure and clean design conceals its rotation mechanisms.

I.Cono exudes a poised, Scandinavian presence with its spare and refined silhouette. The signature visor-shaped shade is sleekly angled for a stylish look, echoing the pure and clean design of its metal base. The floor lamp’s smooth surfaces conceal mechanisms for rotating the head and metal base. Ideal for precision lighting and reading.

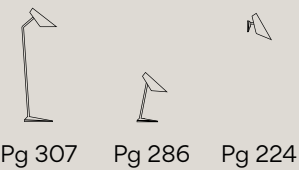
- 10 White (NCS S 0300-N)
- 21 Grey D1 (NCS S 7000-N)
- 25 Beige D1 (NCS S 4005-Y50R)
- 37 Terra Red (NCS S 4040-Y70R)
- 42 Blue M1 (NCS S 5010-B10G)

Shade: Polycarbonate.
Base: Zamak.
Vertical tube: Steel.

LED bulb (not included).
Compatible with 120V.
On/off switch on the cable.



0712






Balance

Design by Jordi Vilardell.

Balance features a classic drum shade cantilevered from its column. Adjusting a small pull cord on the diffuser activates the fixture's counterweight system, enabling it to move to the right or left, or up or down-all the while remaining parallel to the floor.





Evoking the essence of its namesake, Balance floor lamp features a classic drum shade poised on a metal rod cantilevered from its steel column. Adjusting a small pull cord on the bottom of the diffuser activates the fixture’s counterweight system, enabling it to move to the right or left, or up or down—all the while remaining parallel to the floor. Balance provides general ambient light and can also serve as a more focused reading light.

Cotton shade: Ref. 5190.

 30 Nickel (Metallic finish)

Grey fabric shade: Ref. 5189.

 18 Graphite (RAL 7016)

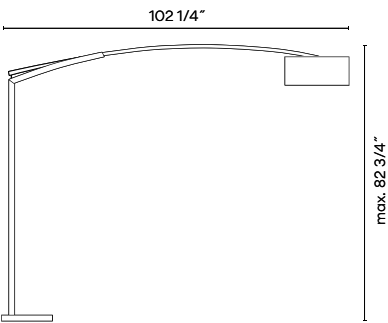
Arm: Steel.

Vertical tube: Steel.

Base: Steel.

Incandescent bulb (not included).
Compatible with 120V.

Dimmer on the cable.



5189 5190



Jazz



Design by Diego Fortunato.

Featuring an undulating, fluid form, Jazz's smooth silhouette exudes a striking, organic feel. The gently curved design imparts a playful presence, like an oversized chess piece standing guard.



Featuring an undulating, fluid form, Jazz’s smooth silhouette exudes a striking organic feel. Crafted with a polyurethane body and a glass diffuser, the floor lamp offers an ambient light. The gently tapered silhouette recalls a sculptural vase, serving as a piece of décor to accent a space.

- 10 White (NCS S 0300-N)
- 25 Beige D1 (NCS S 4005-Y50R)
- 45 Blue D1 (NCS S 7010-B10G)

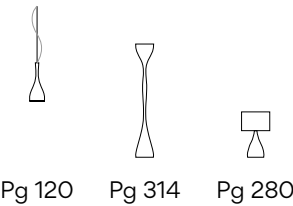
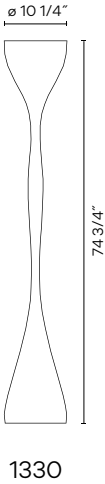
Body: Polyurethane.
Diffuser: Glass.
Reflector: Aluminum.

Compact Fluorescent bulb (not included).
Non dimming electronic ballast 120V.

On/off switch on the cable.



Personalization options available
- Finish customization
(Available options: Vibia color palette)
Request more information,
sales@vibialight.com





Swing

Design by Lievore, Altherr, Molina.

Simple and timeless in sensibility, Swing features a traditional design with a distinctive articulated arm that offers 180 degrees in motion.







Swing features a traditional design with a distinctive articulated arm that offers 180 degrees in motion. The steel-framed floor lamp comes with a tapered, mesh-cloth shade.


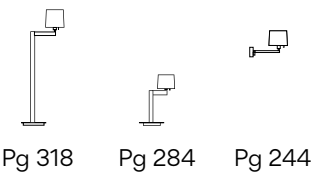
- 01 Chrome (Metallic finish)
- 18 Graphite (RAL 7016)
- 93 White (RAL 9016)

Diffuser: Methacrylate.
Shade: Screen.
Base: Steel.
Vertical tube: Steel.


LED bulb (not included).
On/off switch on the lampholder.



Personalization options available
- Finish customization
(Available options: Vibia color palette)
Request more information,
sales@vibialight.com



Warm



Design by Ramos & Bassols.

Offering a contemporary take on a timeless design, Warm features a classic drum shade resting atop a sleek steel column, with a carefully selected color palette that provides a contemporary touch.







Offering a contemporary take on a timeless design, Warm features a classic drum shade resting atop a sleek steel column, with a careful selected color palette that provides a contemporary touch. It's available in either a screen or aluminum shade, both of which provide general ambient illumination.

Screen shade: Ref. 4905.

10 White

Aluminum shade: Ref. 4906.

10 White (NCS S 0300-N)

25 Beige D1 (NCS S 4005-Y50R)

28 Brown M1 (NCS S 4020-Y60R)

56 Green D1 (NCS S 7010-G30Y)

Diffuser: Methacrylate.

Base: Steel.

Vertical tube: Aluminum.

LED bulb (not included).

On/off switch on the cable.



Personalization options available

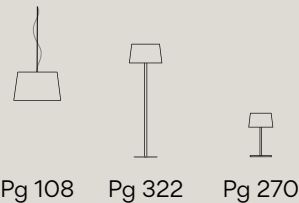

Ref. 4906.

- Finish customization

(Available options: Vibia color palette)

Request more information,

sales@vibialight.com





27 Brown L1

28 Brown M1



29 Brown D1

Outdoor

Bamboo
338

Break
346

Empty
360

Meridiano
334

Micro
354

Origami
330

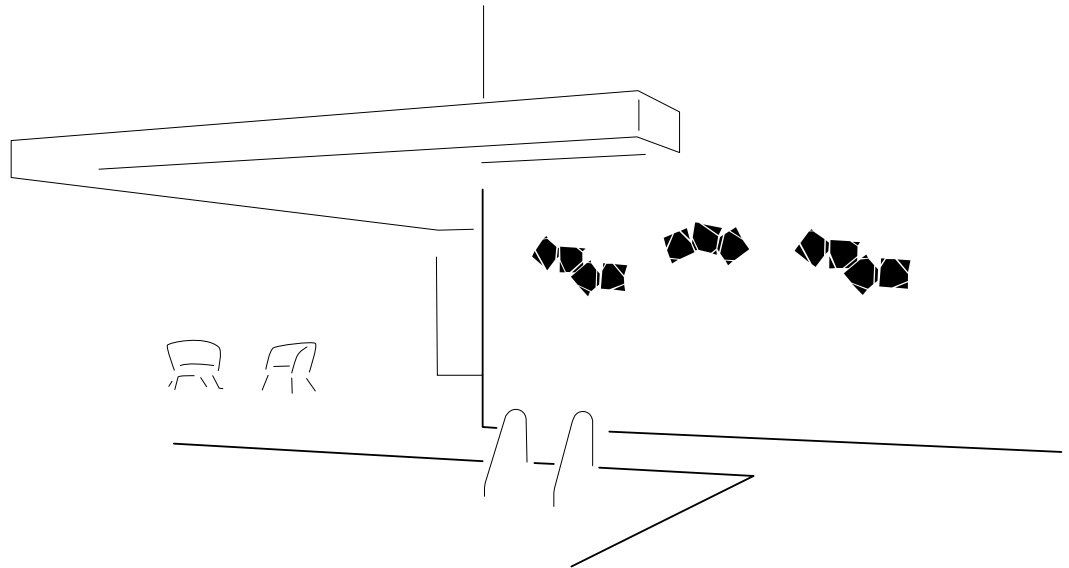
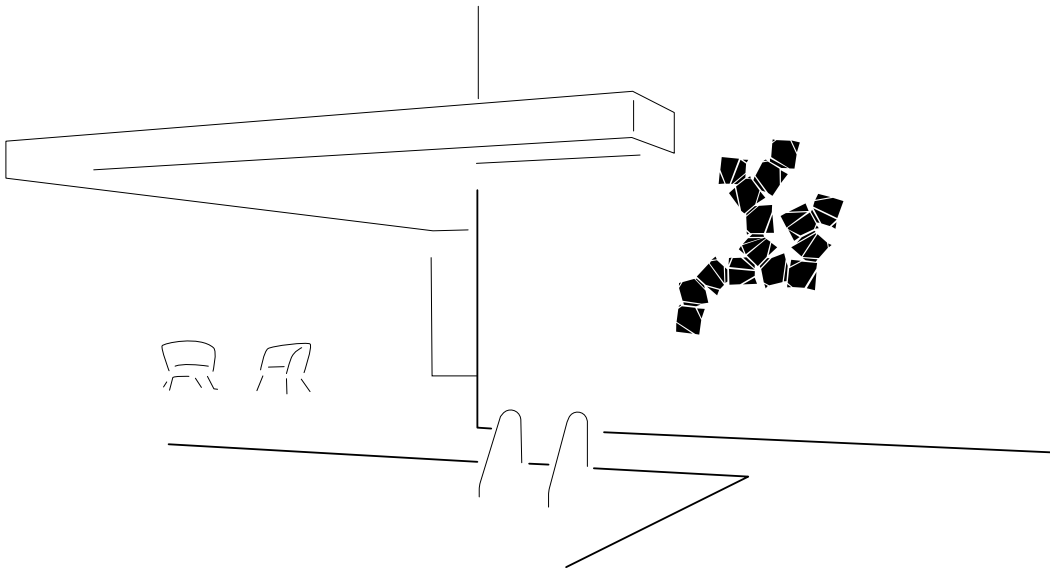
Plis
Outdoor
358

Plus
352

Scotch
356

Wind
342

Origami



Design by Ramón Esteve.

Recalling the folded paper of the Japanese art form for which it's named, Origami generates a stunning play of light and shadows. Composed of two architectural modules that be arranged in countless personalized designs, it creates the effect of climbing ivy along a blank expanse of wall.



Recalling the folded paper of the Japanese art form for which it's named, Origami is composed of two architectural modules that be arranged in countless personalized designs. Positioning clusters across a broad surface creates the effect of climbing ivy along a blank expanse of wall and doubles as dramatic wall art. Powered by an LED and requiring only a single electrical outlet, Origami casts an ambient glow, generating a stunning play of light and shadows.

- 10 White (NCS S 0300-N)
- 29 Brown D1 (NCS S 8005-Y50R)
- 38 Terra Dark (NCS S 5040-Y70R)
- 53 Green M1 (NCS S 6005-G80Y)

Shade: ABS.
Diffuser: Polycarbonate.

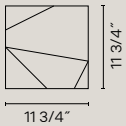
LED 2700K. 6.3W. 460 lm.
Driver included 120V.
Dimming: TRIAC.

A maximum of 30 modules can be connected to a single connection point.

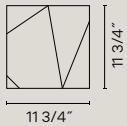


Personalization options available
- Configuration layout at vibia.com
- LED 3500 K
Request more information,
sales@vibialight.com

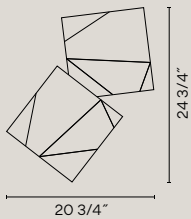
4500



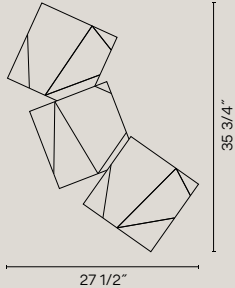
4501



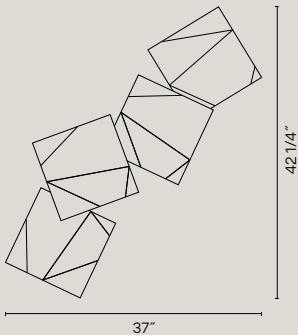
4504




4506



4508






Meridiano

Design by Jordi Vilardell & Meritxell Vidal.

Meridiano features a grid of steel slots through which LED light radiates outwards in a dramatic sunburst pattern. Its airy architecture integrating easily into outdoor spaces.







Meridiano is formed from a spherical steel shade fitted with open slots. An ambient LED shines through the glass diffuser, radiating outward from the grid across a broad surface in a dramatic sunburst pattern of shadow and light.

- 07 Beige Green (RAL 7006)
- 58 Off-white (PANTONE WARM GRAY 2U)

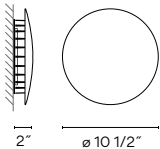
Rods: Steel.
Arm: Steel.
Diffuser: Glass.

LED 2700 K. CRI >80. 6.2W 578 lm.

Wall surface mounted.




4720





Bamboo



Design by Antoni Arola & Enric Rodríguez.

Bamboo's lean, natural form perfectly lends itself to an outdoor setting. Studded with LEDs, it seamlessly integrates with the landscape while adding a wash of light to walkways and common spaces.



Recalling the appearance of its namesake plant, Bamboo features a slender silhouette studded with LEDs along its lean frame. The natural form perfectly lends itself to an outdoor setting, seamlessly integrating with the landscape while adding a wash of light to walkways and common spaces. Bamboo is offered in one, two, or three pieces and is available in various heights.

- 07 Beige Green (RAL 7006)
- 54 Oxide (RAL 8017)

Body: Resin / glass fiber.
Diffuser: Methacrylate.

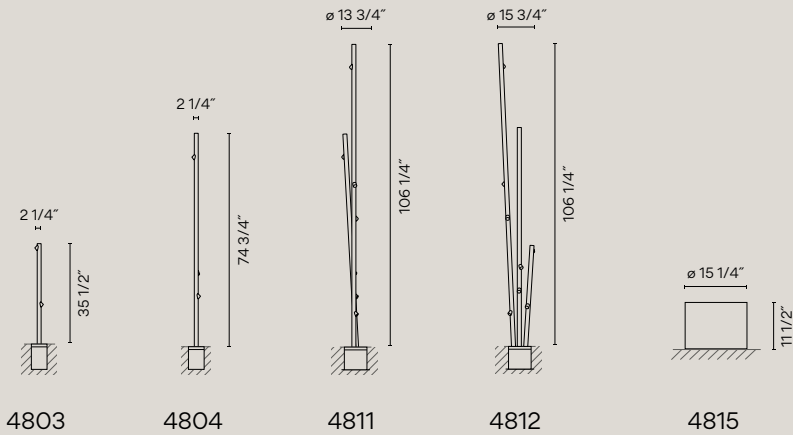
LED 2700 K. CRI >80.
Driver included 120V compatible.

Ground recessed version or surface mounted with pot accessory.

Ref. 4815.
Accessory.




Personalization options available
- LED 3500 K
Request more information.





Wind



Design by Jordi Vilardell.

A perfect marriage of technology and tradition. Wind's drum shade is made of fibreglass, an innovative webbed texture and pattern that elevates the visual contribution of this timeless silhouette.



Distinguished by its large scale and striking silhouette, Wind makes a powerful statement in any outdoor setting. A perfect marriage of technology and tradition, the drum shade is intricately woven of fibreglass, creating a webbed texture and pattern that elevates its textural interest and makes it versatile enough for traditional or modern settings. Wind is available in pendant and floor versions and emits an ambient glow.

- 27 Brown L1 (S 1505-Y50R)
- 53 Green M1 (S 6005-G80Y)
- 61 Ocre Red (S 3050-Y60R)

Shade: Woven fiberglass.
Lid: Steel.
Diffuser: Methacrylate.
Canopy Ref. 4077: Steel.
Weight Ref. 4057: Concrete.

LED 2700K. CRI >90. 25W. 3480 lm.


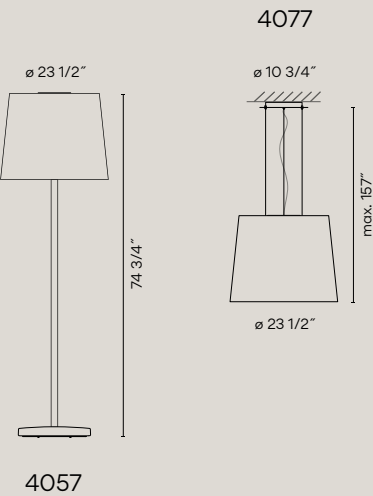
Ref. 4057.
Driver included 120V.
Portable version.

Ref. 4077.
Driver included 120-277V.
Surface mounted.



Personalization options available
- LED 3500 K
Request more information,
sales@vibialight.com

WIND





Break

Design by Xuclà & Alemany.

Resembling an avant-garde sculpture, Break is distinguished by its architectural attitude. The cubic volumes angle provides down light, while doubling as sculptural outdoor presence.









Resembling an avant-garde sculpture, Break is distinguished by its architectural attitude. The fixture features cubic volumes angle provides down light, while doubling as sculptural presence to complement an outdoor setting. Break is available in two types of floor lamps-one a beveled cube that creates a powerful beam of light to illuminate the area around it; the other a vertical stack of two shapes through which light shines. It's also offered in a wall lamp, which reflects light outwards through a slot between it and the wall on which it's mounted.

Ref. 4101, 4106, 4110.
● 54 Oxide (Ral 8017)

● 80 Concrete (Natural finish)

Ref. 4108.
● 54 Oxide (Ral 8017)

Ref. 4101, 4106, 4110.
Body: Aluminum / concrete.
Diffuser: Methacrylate.

Ref. 4108.
Body: Steel.
Diffuser: Methacrylate.

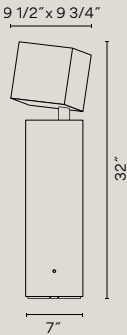
Ref. 4101, 4106.
LED 2700 K. CRI >80. 6.2W. 616 lm.
Surface mounted.

Ref. 4108.
LED 2700 K. CRI >80. 18.4 W. 2840 lm.
Surface mounted.

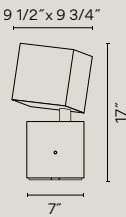
Ref. 4110.
LED 2700 K. CRI >80. 2.1W. 199 lm.
Wall mounted.



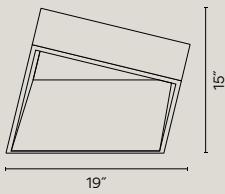
Personalization options available
- LED 3500 K
Request more information
sales@vibialight.com.



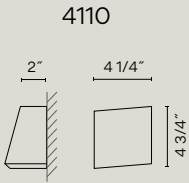
4101



4106



4108



4110



Plus

Design by X. Claramunt & M. de Mas.

Adopting the form and function of a skylight, Plus' streamlined, spherical form integrates seamlessly into the ceiling architecture of outdoor spaces like porches or walkways. Its diffuser lends the dimmable light an ambient, uniform quality.

● 03 White (RAL 9010)

Body: Polyurethane.
Diffuser: Methacrylate.
Ceiling support: Steel.

LED 3500 K. CRI >90. 20W. 2420 lm.
Dimming: 0-10V.

Surface mounted.

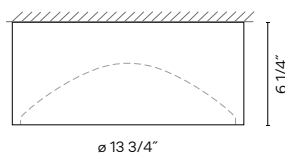


Personalization options available

- LED 3000 K
- Dimming: DALI or LUTRON ECO

Request more information,
sales@vibialight.com.

0632







Micro

Design by Ramos & Bassols.

Powered by an LED light source tucked between its two circular forms, Micro's diminutive design recalls a solar eclipse casting a glowing nimbus of light.

As its name suggests, Micro is distinguished by a diminutive, yet precise design that measures a mere 5 inches. A pleasing interplay of concentric circles, its simple, spherical base attaches to the wall and is superimposed by a smaller, protruding ring. Powered by an LED tucked between the two layers, it recalls a solar eclipse casting a glowing nimbus of light.

● 03 White (Ral 9016)

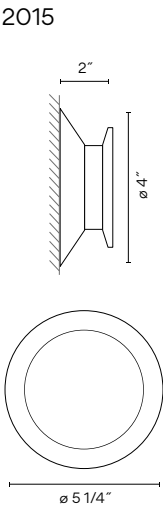
Body: Aluminum.
Diffuser: Polycarbonate.

LED 2700 K. CRI >80. 1W. 365 lm.

Surface mounted.



Personalization options available
- LED 3500 K
Request more information,
sales@vibialight.com



Scotch

Design by Oscar & Sergi Devesa.

Evoking a sleek ice sculpture,
Scotch is at once strong and subtle.



Crafted of a thick, pressed-glass diffuser resting upon a chrome base, its simple, spherical design provides an understated accent. It features a frosted-glass interior that generates a warm glow, ideal for outdoor ceiling soffits or walls.

01 Chrome

Body: Zamak.
Diffuser: Glass.

LED 2700 K. CRI >80. 3W. 341 lm.

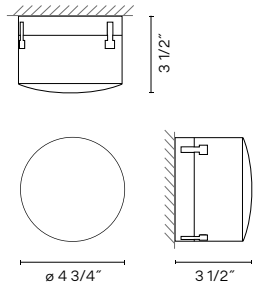
Surface mounted.



Personalization options available

- LED 3500 K
Request more information,
sales@vibialight.com

0962



Plis Outdoor

Design by Ramos & Bassols.

A surprising design which brings the warm atmosphere and textures of the indoors to the garden, terrace or porch. Breaking down boundaries between inside and outside.

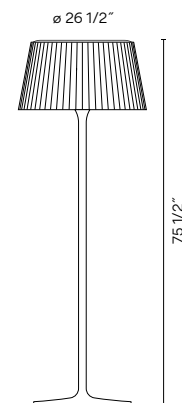
Marked by its tailored pleated shade, Plis features the classic silhouette of an indoor lamp reimagined for the outdoors. Free of any embellishment apart from the crisp pleating, Plis provides a contemporary, yet timeless feel. Available in a floor version, it casts a warm, welcoming glow.

● 03 White (RAL 9016)

Base: Polyurethane.
Cover: Steel.
Diffuser: Polyethylene.

Compact fluorescent (not provided).
Compatible with 120V.

Ref. 4030.
Portable version with cable.



4030





Empty

Design by Xuclà.

A sculpture by day and lighting by night, this outdoor fixture embodies multifunctional design. Its crisp angles create a cantilevered perch that serves as a side table or stool.



A sculpture by day and lighting by night, Empty is the embodiment of multifunctional design. Floor lamp and furnishing in one, Empty’s crisp angles create a cantilevered perch that serves as a side table or stool, while making a sleek modernist statement. A LED light source tucked discreetly under the seat casts a warm glow that’s ideal for walkways or general exterior illuminaton.

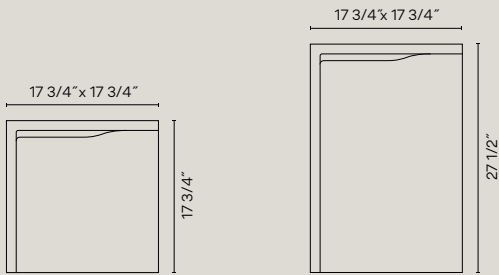


18 Concrete (S 2002-B50G)

Body: Polymer concrete.
Diffuser: Methacrylate.


Ref. 4125, 4130.
LED 3500 K. CRI >70. 2 x 8.6W. 1247 lm.
Driver included 120-277V.

Ref. 4136, 4135.
LED 3500 K. CRI >70. 2 x 4.3W. 567 lm.
Driver included 120V.

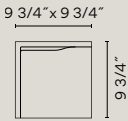
Ground surface mounted.



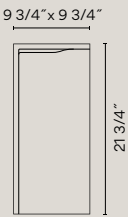
4125



4130



4135



4136







ITEM CODING

| | | | |
|--------------|----------|---|--|
| Reference | | | |
| 1510 18 /1B. | | | |
| Model | Finish | LED color temperature | Dimming typology |
| 4 digits | 2 digits | 1 digit | 1 digit |
| | | 0 > Without LED 1 > 2700 K 2 > 3000 K 3 > 3500 K 4 > 4000 K | 0 > Dimmable: No 1 > DALI 2 > 0-10V 3 > 1-10V 4 > TRIAC 5 > Push 6 > Sensor 7 > LUTRON ECO A > 1+3+5 (DALI + 1-10V + Push) B > 3+5 (1-10V + Push) C > 1+3 (DALI + 1-10V) Z > Casambi* M> Remote driver * Casambi refers to wireless dimming solutions. Ask for more information. |

Should you need a non standard product.
Please, request sales conditions.

The content of this catalogue may be
changed or cancelled at the discretion of
the VIBIA management without prior notice.

Please, check vibia.com for additional and
updated product information.

| Model | Page | Model | Page | Model | Page | Model | Page |
|-------|------|-------|-----------|-------|-----------------|-------|-----------|
| 0220 | 106 | 0362 | 56 | 0835 | 95 | 1510 | 66 |
| 0225 | 106 | 0363 | 56 | 0837 | 95 | 1515 | 66 |
| 0270 | 42 | 0364 | 56 | 0840 | 95 | 1527 | 66 |
| 0275 | 42 | 0365 | 56 | 0842 | 95 | 1530 | 66 |
| 0299 | 49 | 0366 | 56 | 0845 | 95 | 1550 | 66 |
| 0300 | 49 | 0367 | 56 | 0847 | 95 | 1560 | 66 |
| 0301 | 49 | 0368 | 56 | 0850 | 95 | 1570 | 66 |
| 0302 | 49 | 0369 | 56 | 0852 | 95 | 1680 | 218 |
| 0303 | 49 | 0374 | 61 | 0855 | 95 | 1690 | 218 |
| 0304 | 49 | 0375 | 61 | 0857 | 95 | 1692 | 218 |
| 0305 | 49 | 0376 | 61 | 0860 | 95 | 1694 | 218 |
| 0306 | 49 | 0377 | 61 | 0862 | 95 | 2004 | 176 / 208 |
| 0307 | 49 | 0378 | 61 | 0865 | 95 | 2007 | 176 |
| 0308 | 49 | 0503 | 321 | 0867 | 95 | 2012 | 176 / 208 |
| 0309 | 49 | 0507 | 284 | 0870 | 95 | 2013 | 176 / 208 |
| 0310 | 49 | 0509 | 244 | 0872 | 95 | 2015 | 255 / 355 |
| 0311 | 49 | 0514 | 244 | 0875 | 95 | 2110 | 80 |
| 0312 | 49 | 0532 | 160 | 0877 | 95 | 2111 | 80 |
| 0313 | 49 | 0533 | 160 | 0880 | 95 | 2112 | 80 |
| 0315 | 61 | 0537 | 118 | 0882 | 95 | 2113 | 80 |
| 0320 | 52 | 0538 | 118 | 0885 | 95 | 2120 | 80 |
| 0325 | 52 | 0607 | 168 | 0887 | 95 | 2121 | 80 |
| 0330 | 52 | 0617 | 168 | 0916 | 124 | 2122 | 80 |
| 0332 | 52 | 0622 | 168 | 0917 | 124 | 2141 | 84 |
| 0338 | 52 | 0627 | 168 | 0920 | 124 | 2142 | 84 |
| 0340 | 52 | 0632 | 168 / 352 | 0935 | 124 | 2143 | 84 |
| 0345 | 56 | 0700 | 288 | 0937 | 124 | 2151 | 84 |
| 0347 | 56 | 0712 | 308 | 0960 | 181 / 253 | 2152 | 84 |
| 0348 | 56 | 0720 | 226 | 0962 | 181 / 253 / 357 | 2202 | 115 |
| 0349 | 56 | 0725 | 226 | 1128 | 178 | 2207 | 115 |
| 0350 | 56 | 0751 | 278 | 1129 | 178 | 2212 | 115 |
| 0351 | 56 | 0756 | 278 | 1134 | 178 | 2217 | 115 |
| 0353 | 56 | 0820 | 95 | 1135 | 178 | 2222 | 115 |
| 0355 | 56 | 0822 | 95 | 1138 | 178 | 2226 | 115 |
| 0356 | 56 | 0825 | 95 | 1139 | 178 | 2330 | 102 |
| 0358 | 56 | 0827 | 95 | 1330 | 316 | 2331 | 102 |
| 0360 | 56 | 0830 | 95 | 1333 | 282 | 2332 | 102 |
| 0361 | 56 | 0832 | 95 | 1336 | 120 | 2340 | 102 |

| Model | Page | Model | Page | Model | Page | Model | Page |
|-------|-----------|-------|-----------|-------|------|-------|------|
| 2341 | 102 | 4720 | 336 | 5440 | 165 | 5772 | 135 |
| 2342 | 102 | 4803 | 340 | 5442 | 165 | 5774 | 135 |
| 2500 | 99 | 4804 | 340 | 5445 | 165 | 5776 | 135 |
| 2501 | 99 | 4811 | 340 | 5447 | 165 | 5778 | 135 |
| 2502 | 99 | 4812 | 340 | 5471 | 258 | 5780 | 135 |
| 2510 | 99 | 4815 | 340 | 5472 | 258 | 6045 | 222 |
| 2511 | 99 | 4870 | 149 | 5474 | 258 | 6046 | 222 |
| 3700 | 204 | 4872 | 149 | 5476 | 258 | 6100 | 186 |
| 3704 | 204 | 4878 | 149 | 5481 | 258 | 6105 | 186 |
| 3710 | 204 | 4880 | 149 | 5491 | 258 | 6110 | 186 |
| 3714 | 204 | 4900 | 274 | 5500 | 268 | 6115 | 186 |
| 3716 | 204 | 4901 | 274 | 5502 | 268 | 6120 | 38 |
| 3720 | 77 | 4905 | 326 | 5503 | 268 | 6125 | 38 |
| 3724 | 77 | 4906 | 326 | 5505 | 268 | 6130 | 38 |
| 3726 | 77 | 4925 | 110 | 5507 | 268 | 6135 | 38 |
| 3728 | 77 | 4926 | 110 | 5508 | 268 | 6145 | 38 |
| 3730 | 77 | 4930 | 110 | 5510 | 304 | 6155 | 38 |
| 3734 | 77 | 4935 | 110 | 5515 | 304 | 7415 | 198 |
| 3736 | 77 | 5189 | 312 | 5520 | 89 | 7759 | 212 |
| 3750 | 204 | 5190 | 312 | 5525 | 89 | 7760 | 212 |
| 4030 | 358 | 5351 | 153 | 5607 | 298 | 7761 | 212 |
| 4057 | 344 | 5356 | 153 | 5622 | 298 | 7762 | 212 |
| 4077 | 128 / 344 | 5361 | 153 | 5632 | 248 | 7763 | 212 |
| 4101 | 350 | 5366 | 153 | 5635 | 248 | 7764 | 212 |
| 4106 | 350 | 5373 | 156 | 5660 | 138 | 7940 | 234 |
| 4108 | 350 | 5379 | 156 | 5662 | 138 | 7942 | 234 |
| 4110 | 350 | 5380 | 156 | 5664 | 138 | 8090 | 250 |
| 4125 | 362 | 5384 | 156 | 5666 | 298 | 8091 | 250 |
| 4130 | 362 | 5395 | 156 | 5670 | 138 | 8092 | 250 |
| 4135 | 362 | 5400 | 164 / 242 | 5672 | 138 | 8093 | 250 |
| 4136 | 362 | 5402 | 164 / 242 | 5674 | 138 | 8094 | 250 |
| 4200 | 239 | 5410 | 164 / 242 | 5757 | 195 | 8095 | 250 |
| 4201 | 239 | 5412 | 164 / 242 | 5759 | 195 | 8200 | 173 |
| 4500 | 231 / 332 | 5425 | 165 / 242 | 5761 | 195 | 8201 | 173 |
| 4501 | 231 / 332 | 5427 | 165 / 242 | 5763 | 195 | Match | 70 |
| 4504 | 231 / 332 | 5430 | 165 | 5765 | 195 | | |
| 4506 | 231 / 332 | 5432 | 165 | 5767 | 195 | | |
| 4508 | 231 / 332 | 5437 | 165 | 5770 | 135 | | |

Photographer: Ricardo Gonçalves
www.ricardogoncalves.pt
 Architecture: Aboim Inglez Arquitectos
 (page 34, 43, 164, 260, 261, 333, 334)

Leman Locke Hotel
 Grzywinski+Pons
 (page 47)

Photographer: Paola Quevedo
<http://pquevedo.squarespace.com>
 (page 73)

Photographer: Frank Schinski,
 Ostkreuz www.frankschinski.de
 (page 76)

VSHD Design
 Architect: Rania M Hamed
 (page 81)

WSA Showroom
 (page 81)

Architects: EGO Group Interiors:
 Davenport Campbell Electrical:
 Medland Metropolis
 Photographer: Andrew Begley
 (page 81)

Penthouse / Apartment in Tel Aviv
 Lighting Design: Orly Avron Alkabes
 Architecture: Pitsou Kedem Architects
 Photographer: Amit Geron
 (page 83, 156, 237)

VMS Investment Group Headquarters
 Aedas Interiors
 (page 98)

Designer: SevilPeach Architecture + Design
 Client: Spaces
 Photographer: Ewout Huibers
 (page 101, 103, 106, 123)

Photographer: Gilbert McCarragher 2014
 (www.gilbertmccarragher.com)
 (page 119)

Interior and object consulting:
 Christin Kaldma
www.christinkaldma.de
 (page 122)

Desalto store
 (page 137)

The Retreat in Iceland
 Architecture: Basalt Architects and Design Group
 Italia (DGI)
 Photographer: Giorgio Possenti.
 (page 313)

Minotti
www.minotti.com
 (page 315)

Photographer: João Fôja & Eduardo Nascimento
 Do mal o menos
www.domalomenos.com
 (page 177)

Architecture: Pitsou Kedem Architects
 Lighting Design: Orly Avron Alkabes
 Photographer: Amit Geron
 Styling for Photography: Eti Buskila
 (page 238)

MINIM
 Via Augusta, 185 · Barcelona
www.minim.es

bulthaup barcelona bach 7
 Johann Sebastian Bach, 7 · Barcelona
www.bulthaup-bach.com

NORDICTHINK
www.nordicthink.com

Domesticorent
www.domesticorent.com

NaniMarquina
www.nanimarquina.com

Arper
www.arper.com

Johanna Sellèn

Tana La Torre

Coco Fernández

Mata Galán

VIBIA, INC.

USA & CANADA
272 Fernwood Ave.
Edison, NJ 08837. USA
Phone 732 417 1700.
Fax 732 417 1701.

sales@vibialight.com
www.vibia.com

HEADQUARTERS
Progrés 4-6.
08850 Gavà
(Barcelona - Spain)

Light & Design

This catalog is designed specifically for you. From technical challenges to sourcing needs, from the first sketch of a project to the last finishes, we ground ourselves in helping you create atmospheres as you imagine. As you dream up your next space, or look for a partner in a creative project, we invite you to create with absolute freedom.

Light your way.