







# EQUINOXE



2725

			 /W	TYPE						
					IN	CM	IN	CM	LBS	KG
M		35	B10 / 60 Max	Pend 2	42	105	23	57	56	25

CRYSTAL: M

FINISHES: -20, -40



SCHONBEK®