



PRODUCT DESCRIPTION




MEASUREMENTS

DIMENSION : 4.5" W x 24" H x 2.25" Ext
 BACK PLATE : 4.5" W x 4.5" H x 12" HCO
 HANGING WEIGHT : 2.42 lb

LAMPING

INPUT VOLTAGE : 120V
 LUMENS : 1,300 Rated (1,040 Del.)
 BULB : 2 x 6.5W LED PCB Integrated , 13W Total
 BULB INCLUDED : (Integrated)
 DIMMABLE : ELV
 CRI : 90 CRI
 COLOR_TEMP : 3000K
 LIGHTING_DIRECTION : Directional

FINISHES OPTION

-  Black
-  Bronze
-  Satin Aluminum

MATERIAL

Aluminum

RATINGS

cETLus
 Wet Location
 ADA



ADDITIONAL

INSTALL UP/DOWN: All
 RATED LIFE 40000 Hours
 OPERATING TEMPERATURE:
 -20°C (-4°F), 40°C (104°F)

PHOTOMETRIC: Report Found Online

Always consult a qualified electrician before installing any lighting product.



Contemporary
 Lighting™

WESTERN DISTRIBUTION CENTER (HEADQUARTER)
 253 NORTH VINELAND AVE | CITY OF INDUSTRY, CA 91746

EASTERN DISTRIBUTION CENTER
 4200 SHIRLEY DR. | ATLANTA, GA 30336

P. 626.956.4200 | F. 626.956.4225 | et2online.com